

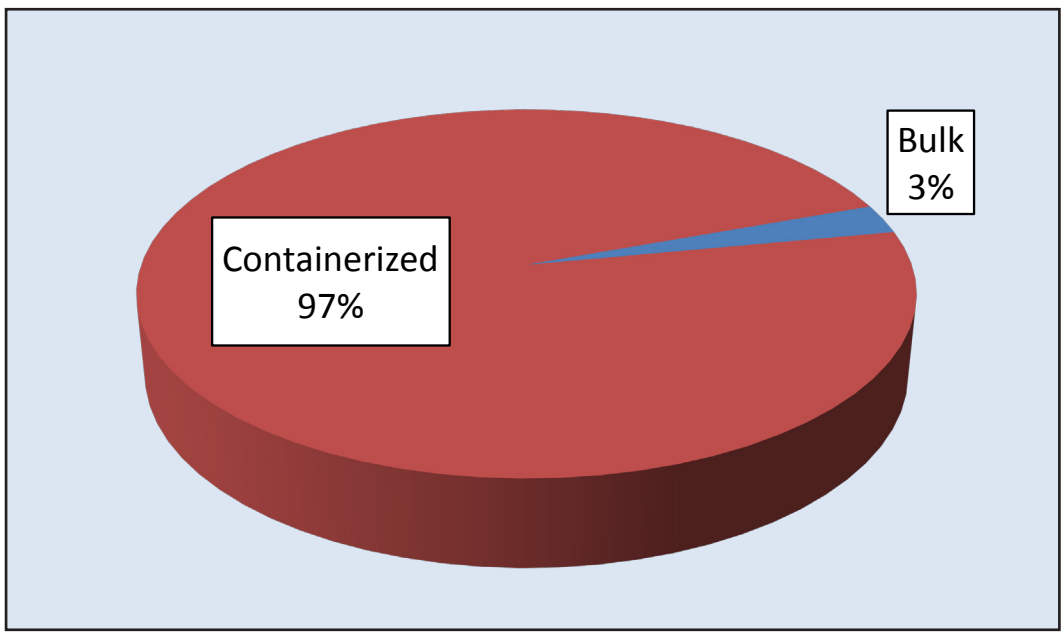


The Port of Baltimore is located in the Mid-Atlantic region of the U.S. East Coast. Of the East Coast ports, Baltimore is in closest proximity to the Midwest region, which allows it to serve the agricultural heartland with necessary imports and access to export markets. The port handles approximately 30 million tons of cargo annually in total and specializes in roll-on/roll-off transportation for farm and construction equipment as well as automobile trade. Each year, more than 2,000 cargo vessels and cruise ships call on the Port of Baltimore. The Port of Baltimore handles more roll-on/roll-off equipment than any other U.S. port.

## Exports

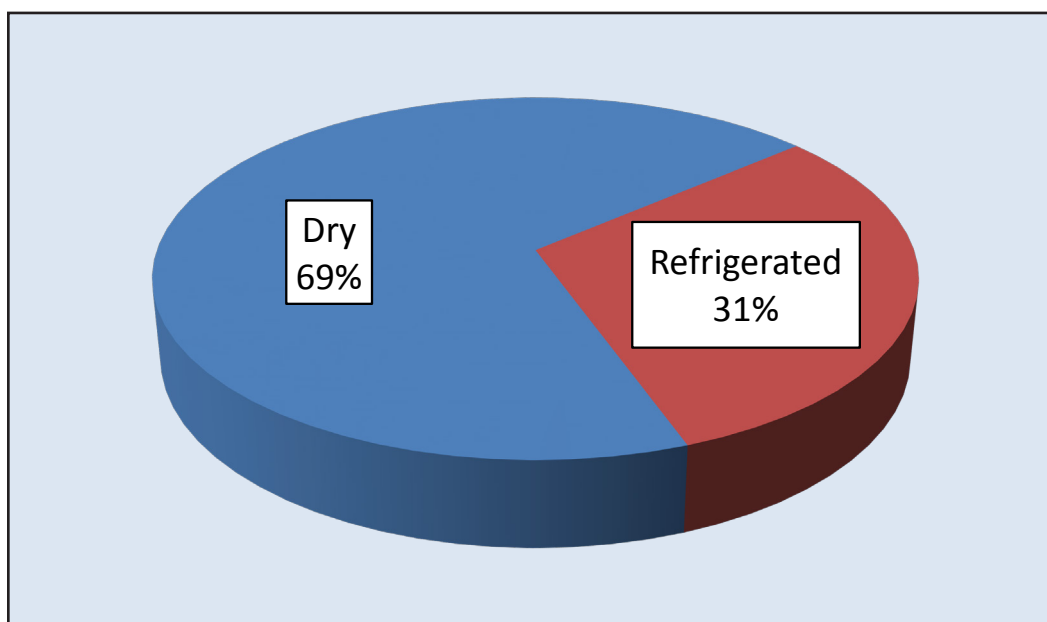
The Port of Baltimore was used to move more than 193,000 metric tons of agricultural export cargo in 2015. Approximately 97 percent of these cargo were moved in containers and 31 percent needed refrigeration. The commodities with the largest volume were grocery items, representing 19 percent; and soybeans, representing 18 percent of the port's agricultural exports. The top shipping lines included Mediterranean Shipping and Evergreen, which moved about 44 percent of the port's agricultural export cargo. The top destination markets for these products were Taiwan, Chile, and Colombia.

### U.S. Waterborne Agricultural Exports Through Baltimore, MD, 2015



Source: Port Import Export Reporting Service (PIERS)

## U.S. Waterborne Agricultural Exports Through Baltimore, MD, 2015



Source: Port Import Export Reporting Service (PIERS)

U.S. Waterborne Agricultural Exports Through Baltimore, MD, 2015			
Commodities	Metric Tons	Share	U.S. Share
Grocery items	37,371	19%	1%
Soybeans	35,026	18%	0%
Poultry	21,079	11%	1%
Meat	19,793	10%	1%
Animal feed	14,981	8%	0%
Bulk grains	9,642	5%	0%
Bulbs and seeds	9,019	5%	1%
Cheese, edam, gouda	4,057	2%	3%
Candy, confections	3,823	2%	0%
Non-alcoholic beverages	3,554	2%	0%
Others	35,129	18%	
<b>Total</b>	<b>193,475</b>	<b>100%</b>	<b>0.1%</b>

Source: Port Import Export Reporting Service (PIERS)

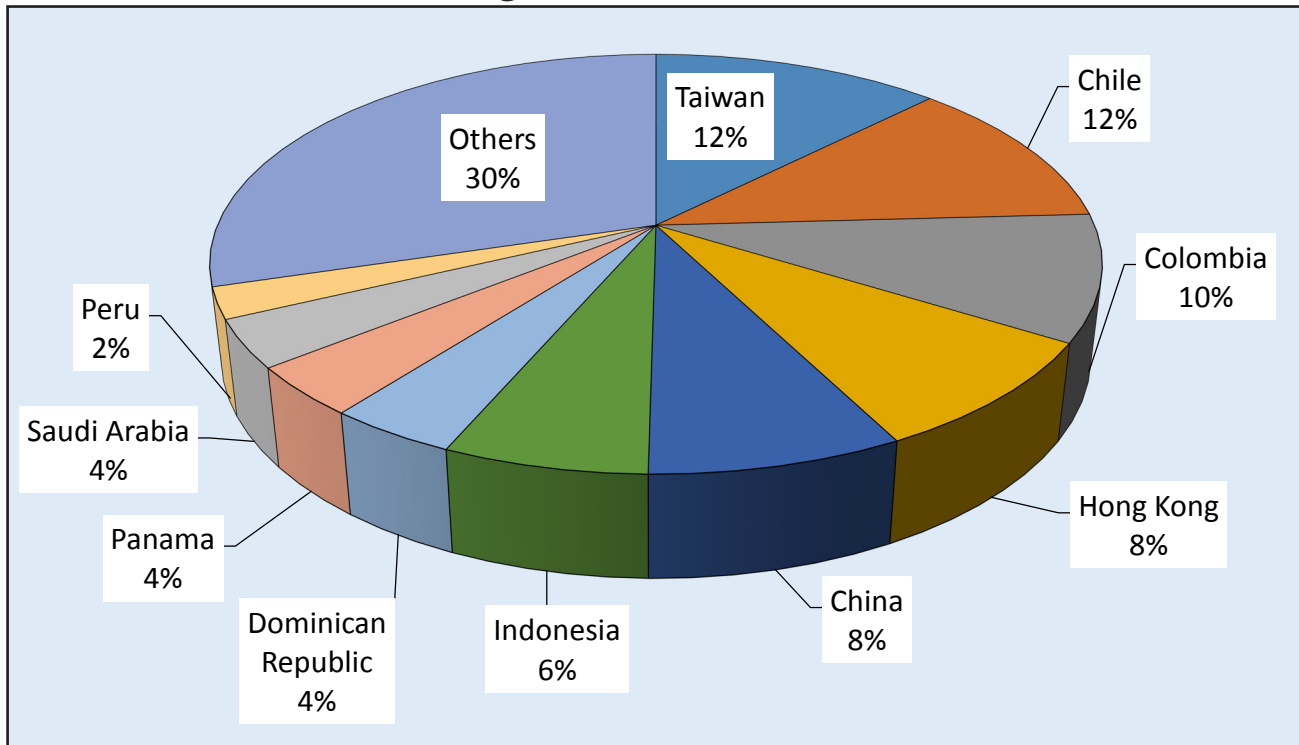
**U.S. Containerized Waterborne Agricultural Exports  
Through Baltimore, MD, 2015**

<b>Commodities</b>	<b>Metric Tons</b>	<b>*TEU</b>	<b>Share</b>	<b>U.S. Share</b>
Grocery items	37,291	4,462	20%	1%
Soybeans	35,026	2,216	19%	1%
Poultry	21,079	1,656	11%	1%
Meat	19,722	1,567	10%	1%
Animal feed	14,533	1,267	8%	0%
Bulk grains	9,642	852	5%	2%
Bulbs and seeds	9,017	734	5%	1%
Cheese, edam, gouda	4,038	430	2%	3%
Candy, confections	3,823	542	2%	3%
Non-alcoholic beverages	3,521	364	2%	0%
Others	30,836	3,331	16%	
<b>Total</b>	<b>188,527</b>	<b>17,058</b>	<b>100%</b>	<b>1%</b>

Source: Port Import Export Reporting Service (PIERS)

\*Twenty-foot equivalent unit (TEU)

## Top Destination Countries for U.S. Waterborne Agricultural Exports Through Baltimore, MD, 2015



Source: Port Import Export Reporting Service (PIERS)

## Top Shipping Lines Moving U.S. Waterborne Agricultural Exports Through Baltimore, MD, 2015

Shipping Lines	Metric Tons	Share
Mediterranean Shipping	46,067	24%
Evergreen	39,098	20%
Maersk	35,617	18%
Naviera Interamericana Nav	22,088	11%
Compania Chilena De Navegacion Interocean	17,781	9%
Hapag Lloyd Line	11,085	6%
Chilean Line	7,993	4%
Atlantic Container Line	3,800	2%
Bulk Cargoes	2,452	1%
Safmarine	2,193	1%
Other	5,302	3%
<b>Total</b>	<b>193,475</b>	<b>100%</b>

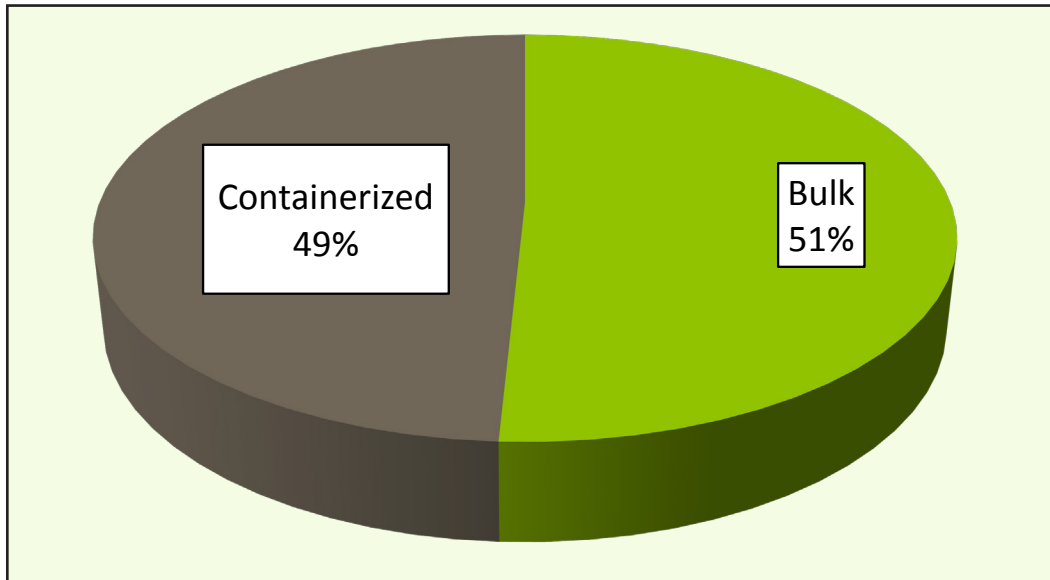
Source: Port Import Export Reporting Service (PIERS)

## Imports

---

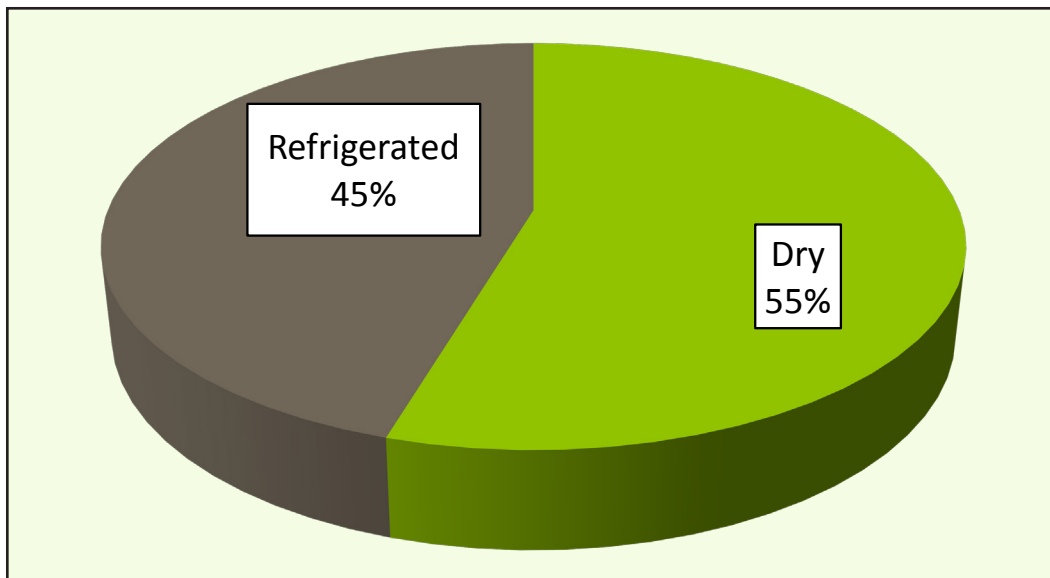
The Port of Baltimore was used to move nearly 1.8 million metric tons of agricultural import cargo in 2015. About 51 percent of these cargo were moved in bulk fashion and 45 percent needed refrigeration. The top agricultural import was sugar, representing more than 38 percent of the port's agricultural imports in 2015. Baltimore was used to move 32 percent of the total U.S. waterborne sugar imports and 8 percent of coffee imports. The port's top shipping lines included Mediterranean Shipping, Clipper Bulk Shipping, and Evergreen; the top origin countries were Mexico, Brazil, and Dominican Republic.

### U.S. Waterborne Agricultural Imports Through Baltimore, MD, 2015



Source: Port Import Export Reporting Service (PIERS)

### U.S. Waterborne Agricultural Imports Through Baltimore, MD, 2015



Source: Port Import Export Reporting Service (PIERS)

### U.S. Waterborne Agricultural Imports Through Baltimore, MD, 2015

Commodities	Metric Tons	Share	U.S. Share
Sugar	689,572	38%	32%
Coffee	150,830	8%	8%
Beer, ale	106,754	6%	5%
Soybeans	96,238	5%	16%
Molasses, treacle	81,647	4%	10%
Vegetables	53,620	3%	4%
Dextrose, glucose	50,913	3%	37%
Cotton	44,000	2%	46%
Non-alcoholic beverages	40,236	2%	1%
Grain products	39,434	2%	5%
Other	483,431	26%	
<b>Total</b>	<b>1,836,675</b>	<b>100%</b>	<b>4%</b>

Source: Port Import Export Reporting Service (PIERS)

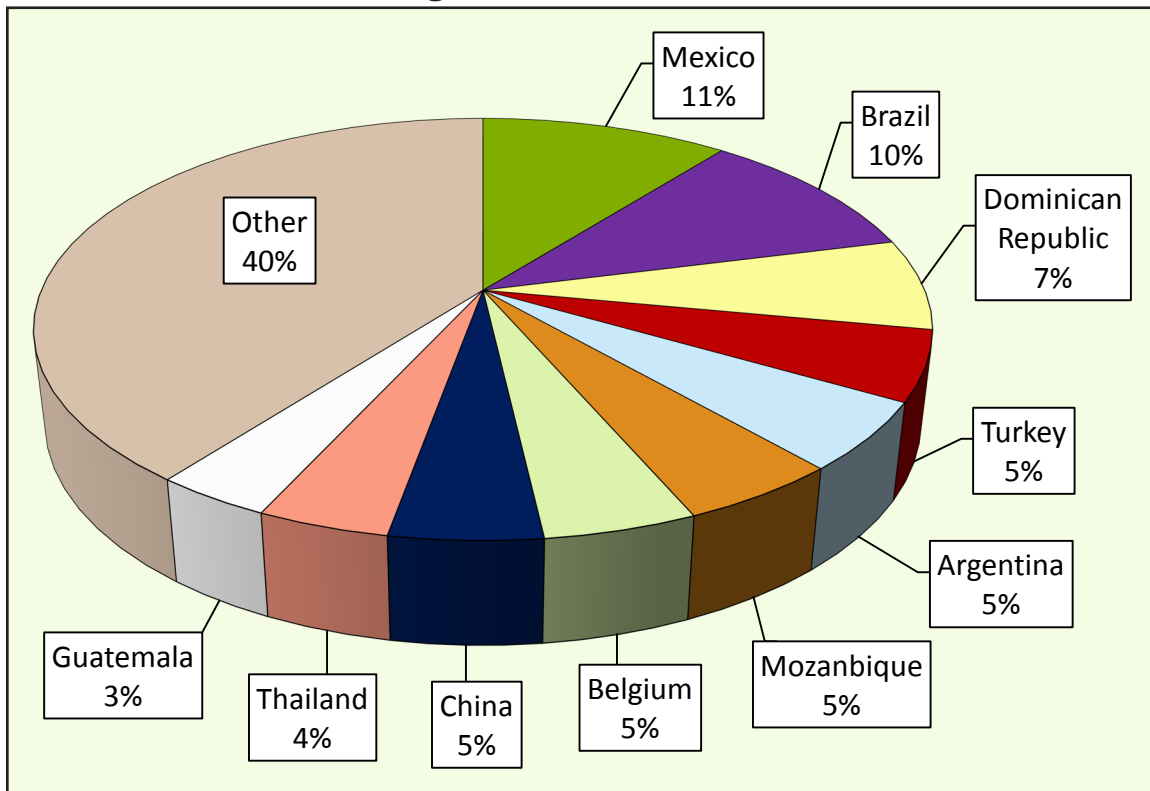
### U.S. Containerized Waterborne Agricultural Imports Through Baltimore, MD, 2015

Commodities	Metric Tons	*TEU	Share	U.S. Share
Coffee	107,498	6,679	12%	7%
Beer, ale	106,754	8,960	12%	5%
Soybeans	82,238	3,941	9%	19%
Vegetables	53,620	3,795	6%	4%
Non-alcoholic beverages	40,234	2,519	4%	2%
Grain products	39,432	2,920	4%	6%
Grocery items	38,891	3,954	4%	3%
Rice	35,321	1,982	4%	5%
Herbs & spices	29,432	2,652	3%	6%
Frozen fish	29,171	2,700	3%	3%
Other	340,786	25,656	38%	
<b>Total</b>	<b>903,377</b>	<b>65,756</b>	<b>100%</b>	<b>2%</b>

Source: Port Import Export Reporting Service (PIERS)

\*Twenty-foot equivalent unit (TEU)

## Top Origin Countries for U.S. Waterborne Agricultural Imports Through Baltimore, MD, 2015



Source: Port Import Export Reporting Service (PIERS)

## Top Shipping Lines Moving U.S. Waterborne Agricultural Imports Through Baltimore, MD, 2015

Shipping Lines	Metric Tons	Share
Mediterranean Shpg	521,882	30%
Clipper Bulk Shpg	150,456	28%
Evergreen	134,737	11%
Maersk	72,966	5%
Pacific Basin IHC Limited	71,061	4%
Navieras Ultragas Ltda	57,620	4%
Western Bulk Carriers	57,000	3%
CSC Sugar LLC	54,957	2%
Dowan Line America Co Ltd	48,361	2%
Naviera InterAmericana Nav	44,674	2%
Other	622,961	10%
<b>Total</b>	<b>1,836,675</b>	<b>100%</b>

Source: Port Import Export Reporting Service (PIERS)