

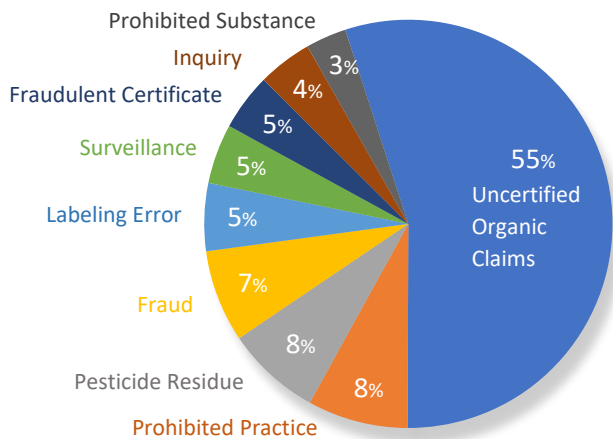


# Organic Integrity Dashboard – 12/31/2019

A quarterly review of National Organic Program enforcement activities

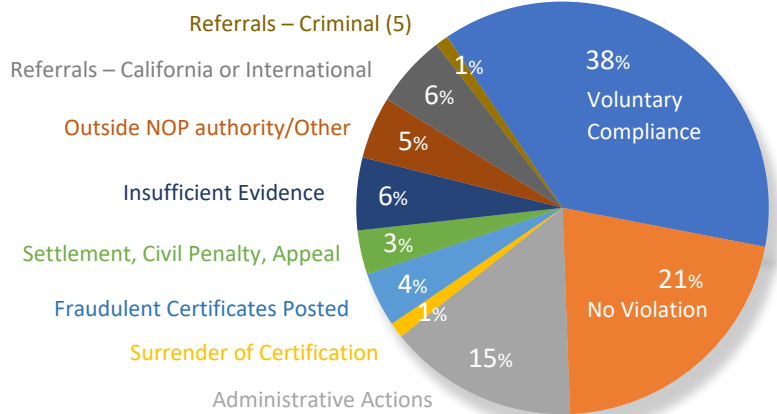
## 465 Cases in Progress

As of 12/31/2019



## 487 Closed Cases by Outcome

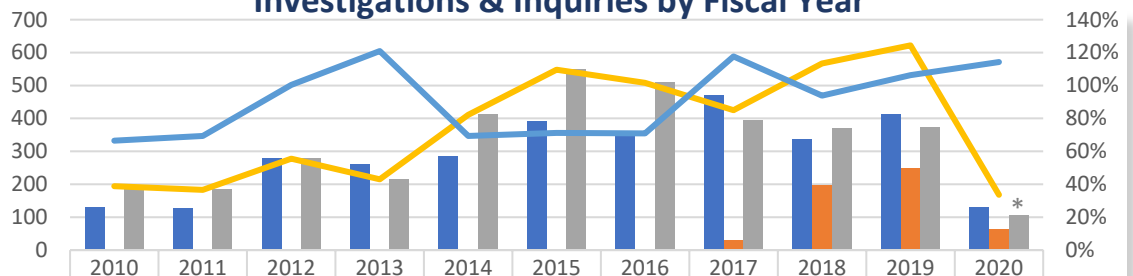
12 Months ending 12/31/2019



## Investigations & Inquiries by Fiscal Year

\* Fiscal year 2020 numbers as of 1/24/2020.

\* Percentage completed includes open cases from prior periods.



	2010	2011	2012	2013	2014	2015	2016	2017	2018	2019	2020
Completed Investigations	129	127	279	260	285	390	360	470	335	413	129
Completed Inquiries								30	197	248	63
New Investigations	194	183	278	215	411	548	508	395	370	374	105
Total Incoming	194	183	278	215	411	548	508	425	567	622	168
Percentage completed *	66%	69%	100%	121%	69%	71%	71%	118%	94%	106%	114%

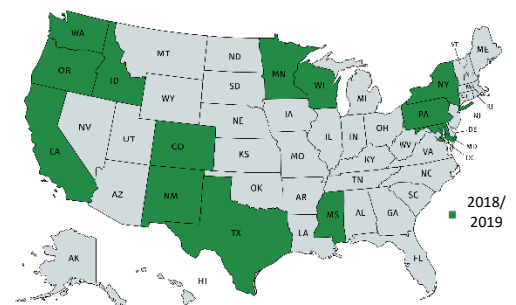


## Q1 Highlight: Pasture Surveillance Project - Ongoing

Unannounced on-farm audits targeting higher risk operations.

Risk factors include operation size, geographic location, and history.

- Most dairies were found to be in compliance.
- Two dairy operations surrendered certification.
- One dairy cited with a proposed suspension.
- One certifier entered into a settlement agreement with USDA.
- Dairy/Livestock training added to the Organic Integrity Learning Center to increase certifier consistency.



created with mapchart.net