

2016

Calendar Year

01/03/2016 to 12/31/2016

BEEF

QUALITY GRADE	YIELD GRADE					QUALITY ONLY	TOTAL QUALITY GRADED THIS PD	% OF ALL QUALITY GRADED	% OF TOTAL STEER AND HEIFER OFFERED
	#1	#2	#3	#4	#5				
PRIME	1,750	63,041	219,225	76,099	17,517	784,121	1,161,753	5.9	5.5
CHOICE	128,280	1,236,304	2,066,271	475,467	68,368	10,513,699	14,488,390	73.7	69.1
SELECT	178,931	597,388	416,019	50,292	5,400	2,757,611	4,005,642	20.4	19.1
STANDARD	551	1,501	1,124	281	65	2,116	5,638	0.0	0.0
COMMERCIAL	0	0	0	0	0	0	0	0.0	
UTILITY	0	0	0	0	0	0	0	0.0	
CUTTER	0	0	0	0	0	0	0	0.0	
CANNER	0	0	0	0	0	0	0	0.0	
YIELD ONLY	20,047	53,669	53,566	14,648	3,327				
TOTAL YIELD GRADED THIS PERIOD	329,559	1,951,904	2,756,205	616,788	94,677				
% OF ALL YIELD GRADED	5.7	34.0	47.9	10.7	1.6				

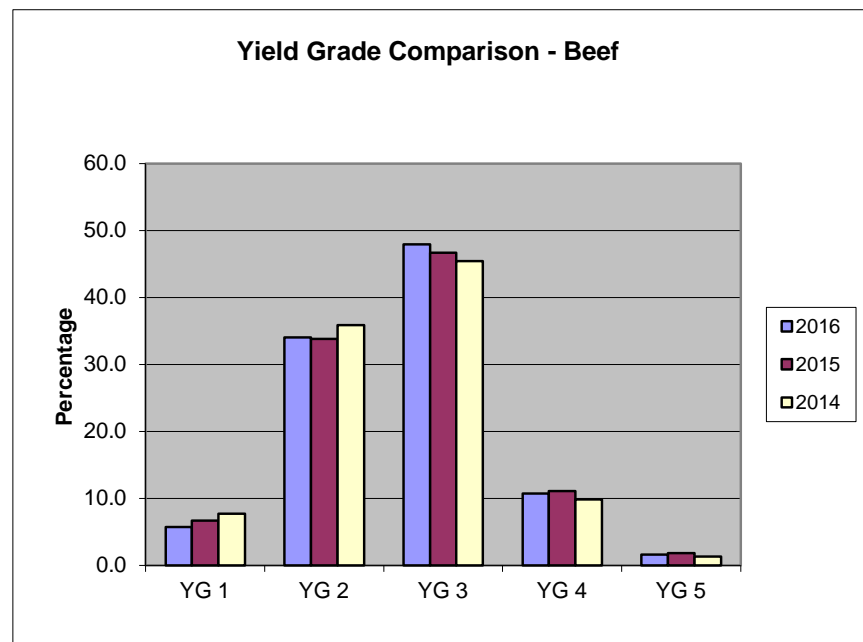
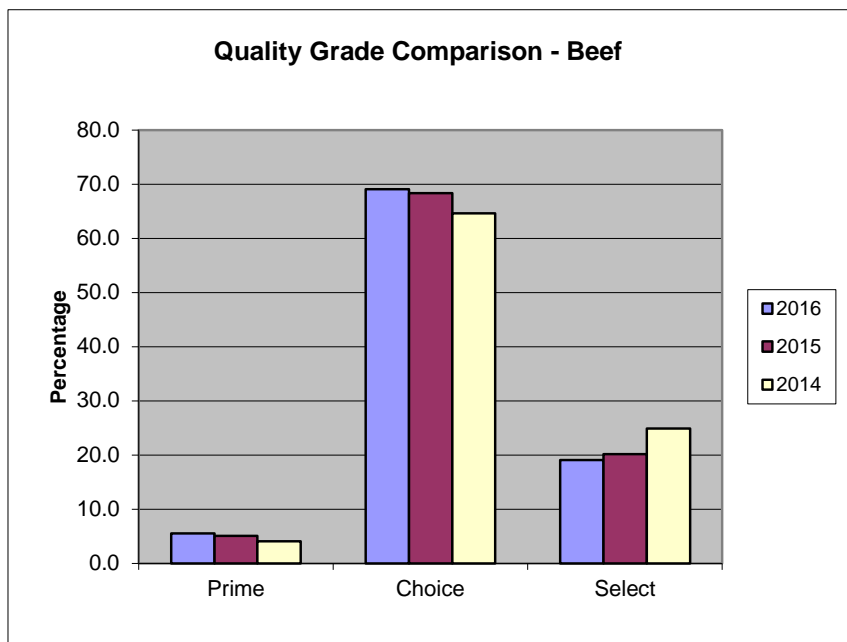
94.4% of Federal Inspected Steer and Heifers offered represents total Steers and Heifers graded.

0.0% of Federal Inspected Cows offered represents total Cows graded.

94.4% of Federal Inspected Beef offered represents total Beef (Steers, Heifers, and Cows) graded.

93.7% of Beef Quality graded (Prime, Choice, Select, Standard) of total Steers/Heifers offered.

27.4% of Beef Yield graded (1 - 5) of Steers/Heifers offered.



Information Provided By:  
United States Department of Agriculture  
Agricultural Marketing Service  
Livestock, Poultry and Seed Program  
Quality Assessment Division

2016

Calendar Year

01/03/2016 to 12/31/2016

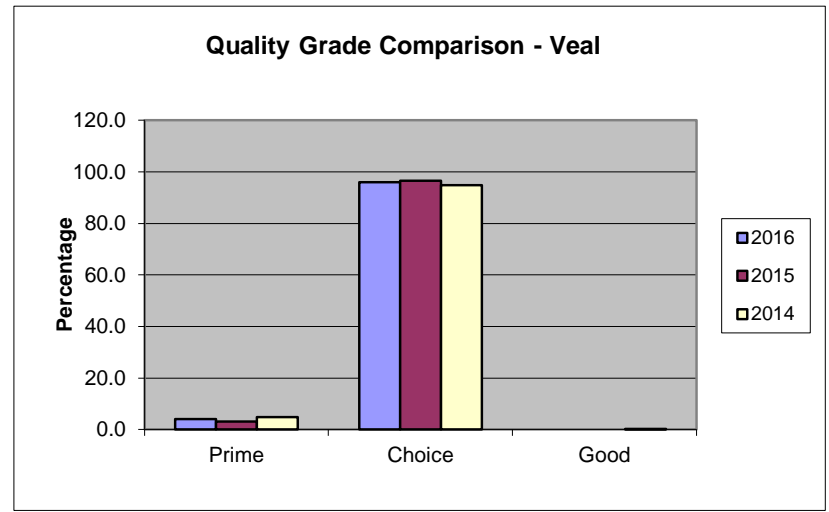
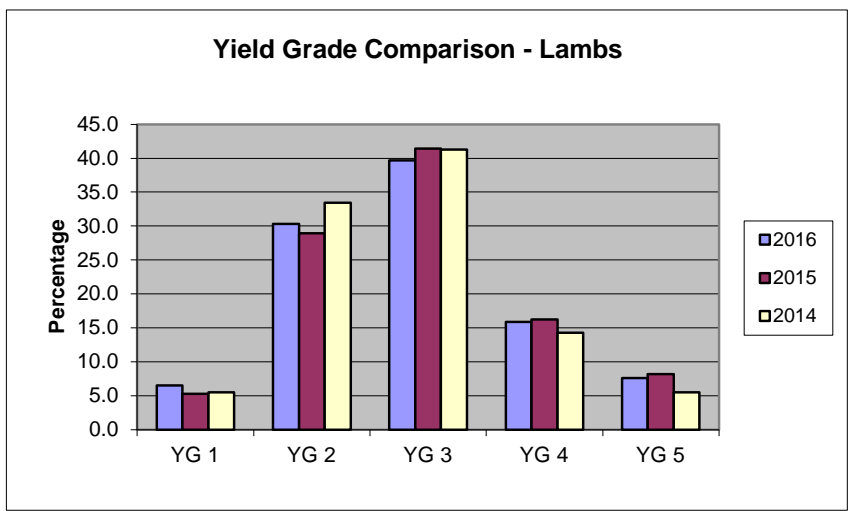
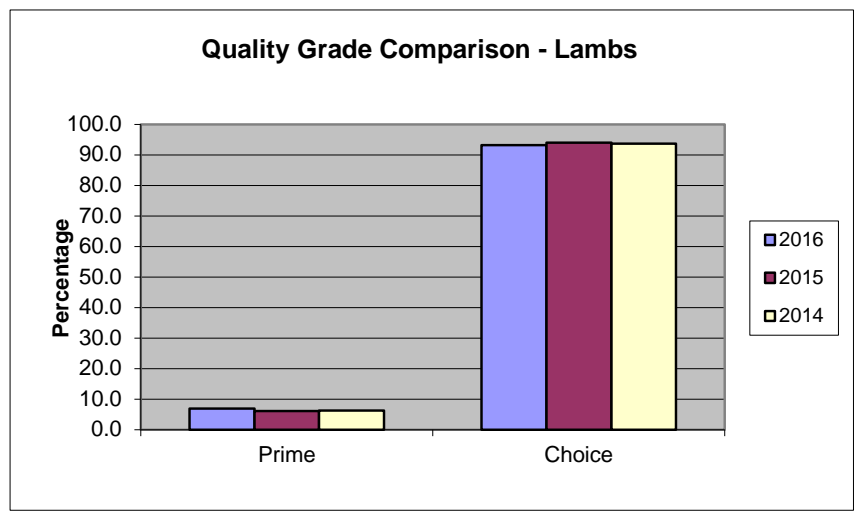
QUALITY GRADE	YIELD GRADE					QUALITY ONLY	TOTAL QUALITY GRADED THIS PD	% OF ALL QUALITY GRADED
	#1	#2	#3	#4	#5			
PRIME	84	919	1,988	1,518	1,007	0	5,516	6.9
CHOICE	5,063	23,267	29,676	11,199	5,059	0	74,264	93.1
GOOD	0	0	0	0	0	0	0	0.0
UTILITY	0	0	0	0	0	0	0	0.0
CULL	0	0	0	0	0	0	0	0.0
YIELD ONLY	0	0	0	0	0			
TOTAL YIELD GRADED THIS PERIOD	5,148	24,186	31,663	12,717	6,066			
% OF ALL YIELD GRADED	6.5	30.3	39.7	15.9	7.6			

QUALITY GRADE	TOTAL THIS PD	%
PRIME	1,238	4.1
CHOICE	28,875	95.9
GOOD	0	0.0
STANDARD	0	0.0
UTILITY	0	0.0
<b>TOTAL</b>	<b>30,113</b>	<b>100.0</b>

40.4% of Federal Veal and Calf offered represents total Veal and Calf graded.

TOTAL BULL/BULLOCK	0
TOTAL PORK	0

61.1% of Federal Inspected Lamb offered represents total Lambs Graded.



Information Provided By:  
 United States Department of Agriculture  
 Agricultural Marketing Service  
 Livestock, Poultry and Seed Program  
 Quality Assessment Division

NATIONAL SUMMARY OF MEATS GRADED  
 (NUMBER OF HEAD)

2016

01/03/2016 to 12/31/2016

BEEF

QUALITY GRADE	YIELD GRADE					QUALITY ONLY	TOTAL QUALITY GRADED THIS PD	% OF ALL QUALITY GRADED	% OF TOTAL STEER AND HEIFER OFFERED
	#1	#2	#3	#4	#5				
PRIME	2,014	72,562	252,333	87,592	20,163	902,543	1,337,207	5.9%	5.5

CHOICE	147,654	1,423,017	2,378,330	547,275	78,693	12,101,531	16,676,500	73.6%	69.1
SELECT	205,954	687,609	478,848	57,887	6,216	3,174,080	4,610,594	20.3%	19.1
STANDARD	634	1,728	1,294	324	75	2,435	6,490	0.0%	0.0
COMMERCIAL	1	517	2,855	2,096	639	5	6,113	0.0%	
UTILITY	204	7,530	17,616	7,836	1,825	14	35,025	0.2%	
CUTTER	0	0	0	0	0	0	0	0.0%	
CANNER	0	0	0	0	0	0	0	0.0%	
YIELD ONLY	23,075	61,774	61,656	16,860	3,829				
TOTAL YIELD GRADED THIS PERIOD	379,536	2,254,737	3,192,932	719,870	111,440				
% OF ALL YIELD GRADED	5.7%	33.9%	48.0%	10.8%	1.7%				

---



---

LAMB AND MUTTON

QUALITY GRADE	YIELD GRADE					QUALITY ONLY	TOTAL QUALITY GRADED THIS PD	% OF ALL QUALITY GRADED
	#1	#2	#3	#4	#5			
PRIME	1,229	13,375	28,938	22,103	14,666	0	80,311	6.9%
CHOICE	73,720	338,757	432,069	163,056	73,652	0	1,081,254	93.1%
GOOD	0	0	0	0	0	0	0	0.0%
UTILITY	1	0	0	0	0	0	1	0.0%
CULL	0	0	0	0	0	0	0	0.0%
YIELD ONLY	0	0	0	0	0			
TOTAL YIELD GRADED THIS PERIOD	74,950	352,132	461,007	185,159	88,318			
% OF ALL YIELD GRADED	6.5%	30.3%	39.7%	15.9%	7.6%			

---

VEAL AND CALF

QUALITY GRADE	TOTAL THIS PD	%
PRIME	7,942	4.1%
CHOICE	185,295	95.9%
GOOD	0	0.0%
STANDARD	0	0.0%
UTILITY	0	0.0%
TOTAL	193,237	

---

TOTAL BULL/BULLOCK	0
TOTAL PORK	0

Information Provided By:  
United States Department of Agriculture  
Agricultural Marketing Service  
Livestock, Poultry and Seed Program  
Quality Assessment Division