




United States  
Department of  
Agriculture

# Ocean Shipping Container Availability Report

A weekly publication of the Agricultural Marketing Service

[www.ams.usda.gov/oscar](http://www.ams.usda.gov/oscar)



**February 1, 2017**

**National Overview Maps P. 2-4**

**Container Availability by Location:**

Charleston, SC	P.5
Chicago, IL	P.6
Cincinnati, OH	P.7
Columbus, OH	P.8
Dallas, TX	P.9
Denver, CO	P.10
Houston, TX	P.11
Kansas City, MO	P.12
Los Angeles and Long Beach, CA	P.13
Memphis, TN	P.14
Minneapolis, MN	P.15
New Orleans, LA	P.16
New York, NY	P.17
Norfolk, VA	P.18
Oakland, CA	P.19
Savannah, GA	P.20
Seattle, WA	P.21
Tacoma, WA	P.22

**Understanding this Report P.23**


To subscribe to OSCAR, e-mail:  
[April.Taylor@ams.usda.gov](mailto:April.Taylor@ams.usda.gov)

The Ocean Shipping Container Availability Report (OSCAR) provides a weekly snapshot of the availability of marine shipping containers at 18 different intermodal locations for the westbound transpacific trade lanes. The data shows the availability for five types of equipment, including 20 and 40ft dry, 20 and 40ft refrigerated, and 40ft high-cube containers, and provides estimates of equipment availability for the current week and projections two weeks out. The data are voluntarily provided to AMS by five ocean container carriers.

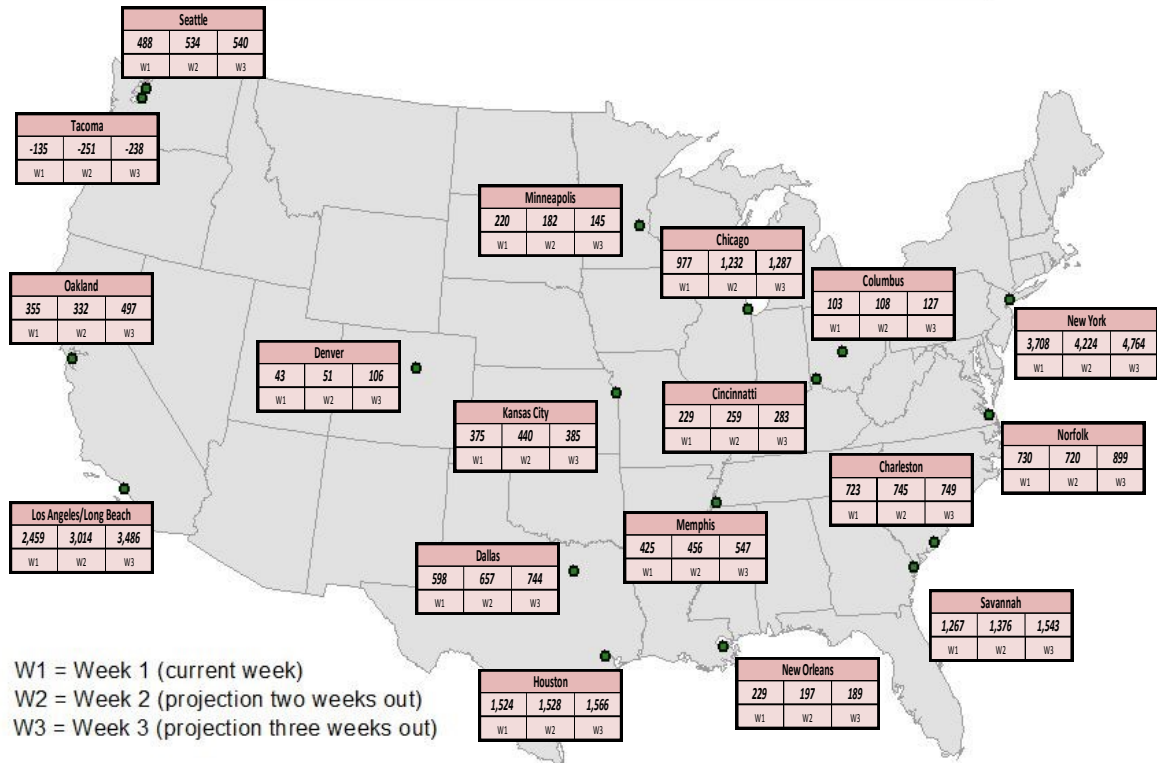
Photo credit: ©Port of Los Angeles

# National Overview

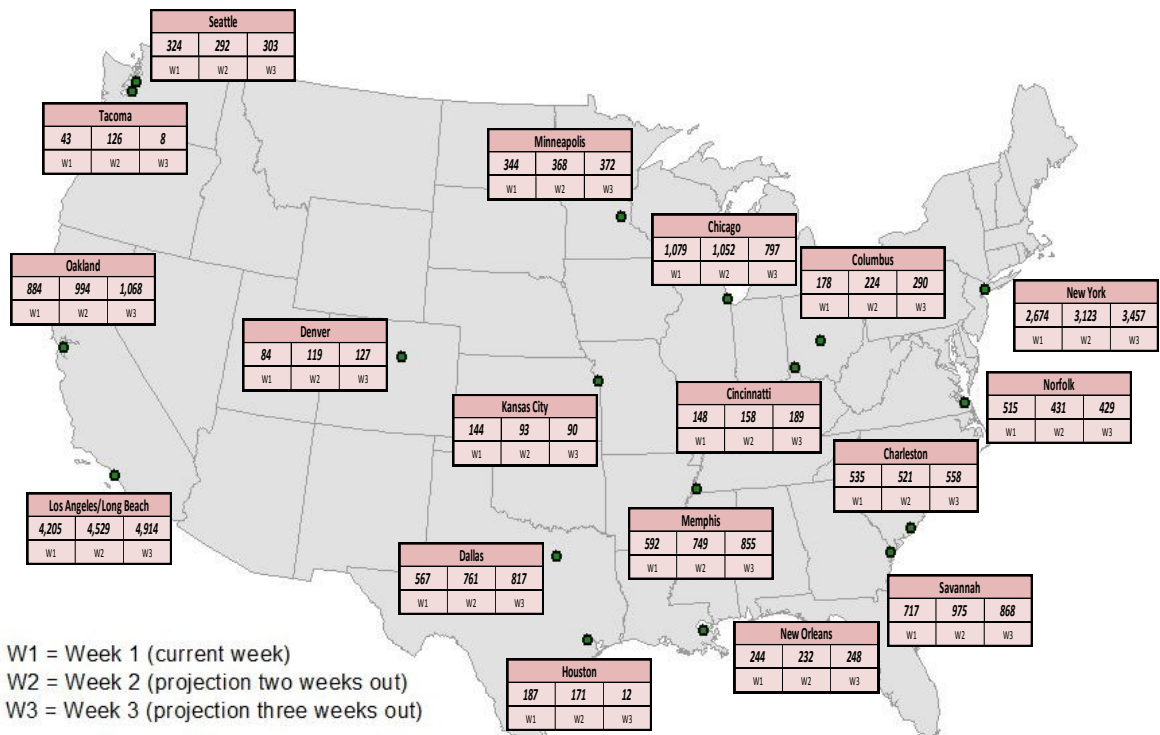
Week of Feb 1-7, 2017



## Weekly Availability for 20ft Dry Containers



## Weekly Availability for 40ft Dry Containers

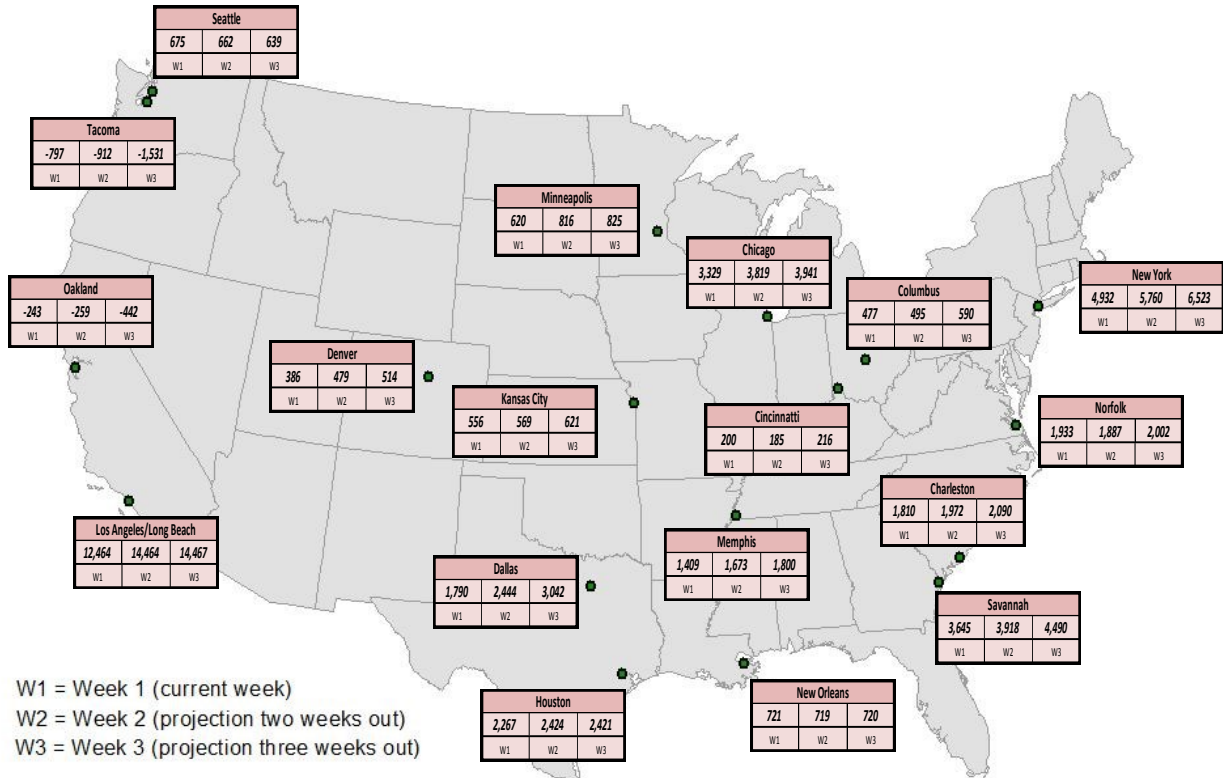


# National Overview

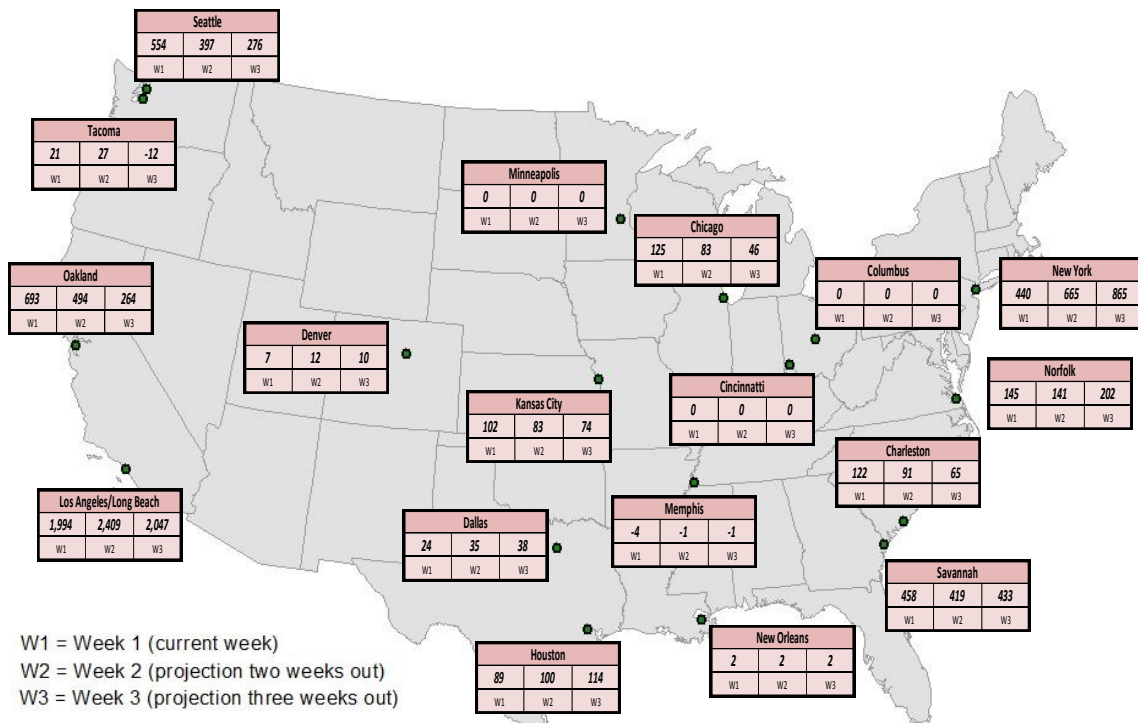
## Week of Feb 1-7, 2017



### Weekly Availability for 40ft High Cube Containers



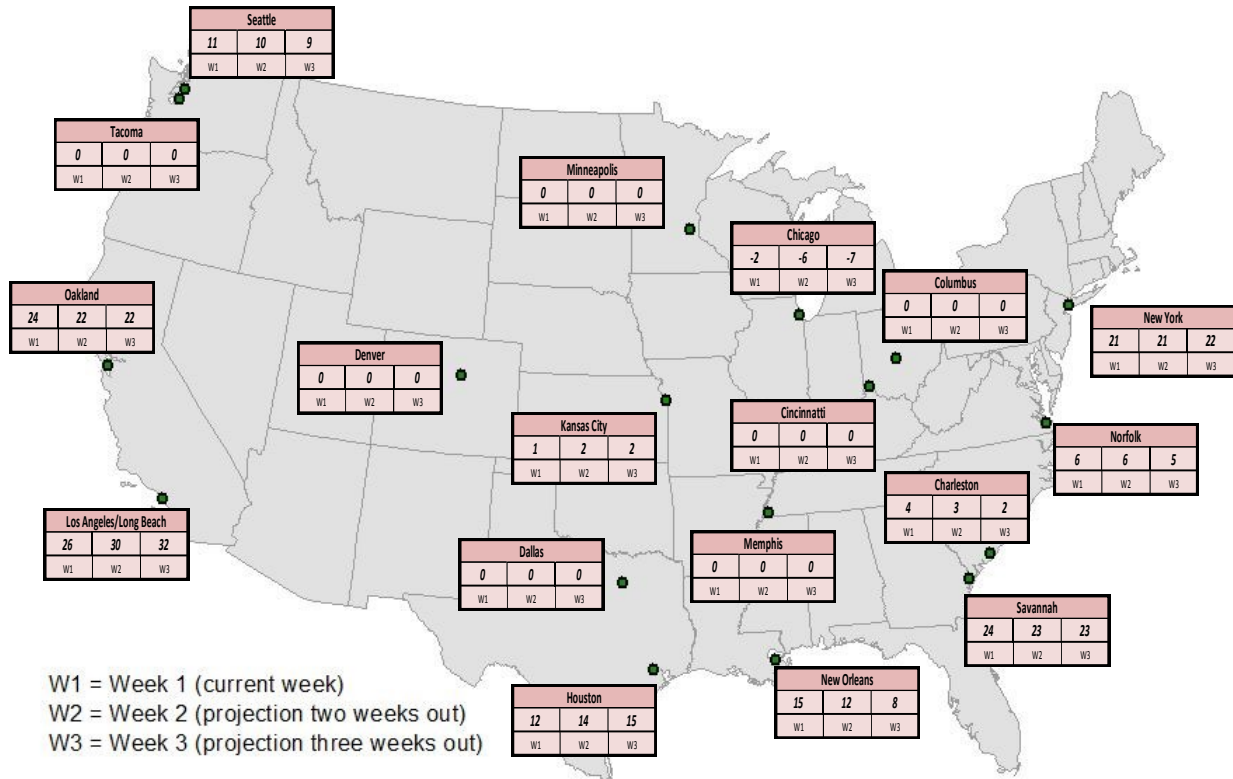
### Weekly Availability for 40ft Refrigerated Containers







## Weekly Availability for 20ft Refrigerated Containers





Charleston						
20ft Dry						
	Carrier Availability Responses					Total
Current Week: Feb 1-7	281	171	150	63	58	723
Week 2: Feb 8-14	281	200	150	52	62	745
Week 3: Feb 15-21	281	233	130	26	79	749
40ft Dry						
	Carrier Availability Responses					Total
Current Week: Feb 1-7	342	255	59	20	-22	654
Week 2: Feb 8-14	342	234	61	20	-14	643
Week 3: Feb 15-21	342	249	23	30	39	683
40ft High Cube						
	Carrier Availability Category Responses					Total
Current Week: Feb 1-7	980	487	236	140	-33	1,810
Week 2: Feb 8-14	980	511	147	140	194	1,972
Week 3: Feb 15-21	980	604	120	150	236	2,090
40ft Refrigerated						
	Carrier Availability Category Responses					Total
Current Week: Feb 1-7	63	33	25	4	-3	122
Week 2: Feb 8-14	37	21	25	4	4	91
Week 3: Feb 15-21	12	19	27	4	3	65
20ft Refrigerated						
	Carrier Availability Category Responses					Total
Current Week: Feb 1-7	2	2	.	.	.	4
Week 2: Feb 8-14	1	2	.	.	.	3
Week 3: Feb 15-21	.	2	.	.	.	2

Note: "." denotes no response from carriers.



Chicago						
20ft Dry						
	Carrier Availability Category Responses					Total
Current Week: Feb 1-7	409	250	229	45	44	977
Week 2: Feb 8-14	424	250	436	25	97	1,232
Week 3: Feb 15-21	426	250	516	0	95	1,287
40ft Dry						
	Carrier Availability Category Responses					Total
Current Week: Feb 1-7	476	376	171	56	0	1,079
Week 2: Feb 8-14	476	188	338	50	0	1,052
Week 3: Feb 15-21	476	-66	337	50	0	797
40ft High Cube						
	Carrier Availability Category Responses					Total
Current Week: Feb 1-7	1,222	1,082	771	224	30	3,329
Week 2: Feb 8-14	1,689	1,082	808	220	20	3,819
Week 3: Feb 15-21	1,938	1,082	711	210	0	3,941
40ft Refrigerated						
	Carrier Availability Category Responses					Total
Current Week: Feb 1-7	63	60	2	.	.	125
Week 2: Feb 8-14	66	15	2	.	.	83
Week 3: Feb 15-21	39	5	2	.	.	46
20ft Refrigerated						
	Carrier Availability Category Responses					Total
Current Week: Feb 1-7	-2	.	.	.	.	-2
Week 2: Feb 8-14	-6	.	.	.	.	-6
Week 3: Feb 15-21	-7	.	.	.	.	-7

Note: "." denotes no response from carriers.



Cincinnati						
20ft Dry						
	Carrier Availability Category Responses					Total
Current Week: Feb 1-7	91	87	33	14	4	229
Week 2: Feb 8-14	113	96	33	11	6	259
Week 3: Feb 15-21	145	102	33	3	0	283
40ft Dry						
	Carrier Availability Category Responses					Total
Current Week: Feb 1-7	64	61	14	10	-1	148
Week 2: Feb 8-14	64	83	9	0	2	158
Week 3: Feb 15-21	64	105	8	10	2	189
40ft High Cube						
	Carrier Availability Category Responses					Total
Current Week: Feb 1-7	94	88	15	2	1	200
Week 2: Feb 8-14	94	115	-23	0	-1	185
Week 3: Feb 15-21	94	166	-59	10	5	216
40ft Refrigerated						
	Carrier Availability Category Responses					Total
Current Week: Feb 1-7	0	.	.	.	.	0
Week 2: Feb 8-14	0	.	.	.	.	0
Week 3: Feb 15-21	0	.	.	.	.	0
20ft Refrigerated						
	Carrier Availability Category Responses					Total
Current Week: Feb 1-7	.	.	.	.	.	0
Week 2: Feb 8-14	.	.	.	.	.	0
Week 3: Feb 15-21	.	.	.	.	.	0

Note: "." denotes no response from carriers.



Columbus						
20ft Dry						
	Carrier Availability Category Responses					Total
Current Week: Feb 1-7	52	28	25	13	-15	103
Week 2: Feb 8-14	55	28	28	0	-3	108
Week 3: Feb 15-21	55	28	39	0	5	127
40ft Dry						
	Carrier Availability Category Responses					Total
Current Week: Feb 1-7	86	52	45	30	-35	178
Week 2: Feb 8-14	123	52	51	30	-32	224
Week 3: Feb 15-21	163	52	65	0	10	290
40ft High Cube						
	Carrier Availability Category Responses					Total
Current Week: Feb 1-7	272	146	30	20	9	477
Week 2: Feb 8-14	356	146	30	16	-53	495
Week 3: Feb 15-21	501	146	0	16	-73	590
40ft Refrigerated						
	Carrier Availability Category Responses					Total
Current Week: Feb 1-7	0	.	.	.	.	0
Week 2: Feb 8-14	0	.	.	.	.	0
Week 3: Feb 15-21	0	.	.	.	.	0
20ft Refrigerated						
	Carrier Availability Category Responses					Total
Current Week: Feb 1-7	.	.	.	.	.	0
Week 2: Feb 8-14	.	.	.	.	.	0
Week 3: Feb 15-21	.	.	.	.	.	0

Note: "." denotes no response from carriers.





Dallas						
20ft Dry						
	Carrier Availability Category Responses					Total
Current Week: Feb 1-7	211	177	124	76	10	598
Week 2: Feb 8-14	187	184	195	76	15	657
Week 3: Feb 15-21	252	166	245	76	5	744
40ft Dry						
	Carrier Availability Category Responses					Total
Current Week: Feb 1-7	258	217	189	0	-97	567
Week 2: Feb 8-14	258	177	364	0	-38	761
Week 3: Feb 15-21	258	132	525	0	-98	817
40ft High Cube						
	Carrier Availability Category Responses					Total
Current Week: Feb 1-7	536	444	413	377	20	1,790
Week 2: Feb 8-14	932	444	498	570	0	2,444
Week 3: Feb 15-21	1,253	444	624	721	0	3,042
40ft Refrigerated						
	Carrier Availability Category Responses					Total
Current Week: Feb 1-7	24	0	.	.	.	24
Week 2: Feb 8-14	35	0	.	.	.	35
Week 3: Feb 15-21	38	0	.	.	.	38
20ft Refrigerated						
	Carrier Availability Category Responses					Total
Current Week: Feb 1-7	.	.	.	.	.	0
Week 2: Feb 8-14	.	.	.	.	.	0
Week 3: Feb 15-21	.	.	.	.	.	0

Note: "." denotes no response from carriers.



Denver						
20ft Dry						
	Carrier Availability Category Responses					Total
Current Week: Feb 1-7	24	7	7	5	0	43
Week 2: Feb 8-14	31	13	7	0	0	51
Week 3: Feb 15-21	41	21	7	38	-1	106
40ft Dry						
	Carrier Availability Category Responses					Total
Current Week: Feb 1-7	65	12	3	3	1	84
Week 2: Feb 8-14	95	12	5	4	3	119
Week 3: Feb 15-21	94	12	3	15	3	127
40ft High Cube						
	Carrier Availability Category Responses					Total
Current Week: Feb 1-7	354	20	16	0	-4	386
Week 2: Feb 8-14	431	20	16	0	12	479
Week 3: Feb 15-21	456	20	24	0	14	514
40ft Refrigerated						
	Carrier Availability Category Responses					Total
Current Week: Feb 1-7	7	0	.	.	.	7
Week 2: Feb 8-14	12	0	.	.	.	12
Week 3: Feb 15-21	10	0	.	.	.	10
20ft Refrigerated						
	Carrier Availability Category Responses					Total
Current Week: Feb 1-7	.	.	.	.	.	0
Week 2: Feb 8-14	.	.	.	.	.	0
Week 3: Feb 15-21	.	.	.	.	.	0

Note: "." denotes no response from carriers.



Houston						
20ft Dry						
	Carrier Availability Category Responses					Total
Current Week: Feb 1-7	1,386	98	31	7	2	1,524
Week 2: Feb 8-14	1,386	120	29	-7	0	1,528
Week 3: Feb 15-21	1,386	135	46	-1	0	1,566
40ft Dry						
	Carrier Availability Category Responses					Total
Current Week: Feb 1-7	210	102	0	-26	-99	187
Week 2: Feb 8-14	210	78	5	-14	-108	171
Week 3: Feb 15-21	210	107	0	-77	-228	12
40ft High Cube						
	Carrier Availability Category Responses					Total
Current Week: Feb 1-7	2,086	141	61	0	-21	2,267
Week 2: Feb 8-14	2,086	307	1	2	28	2,424
Week 3: Feb 15-21	2,086	325	-26	0	36	2,421
40ft Refrigerated						
	Carrier Availability Category Responses					Total
Current Week: Feb 1-7	87	2	0	.	.	89
Week 2: Feb 8-14	98	2	0	.	.	100
Week 3: Feb 15-21	112	2	0	.	.	114
20ft Refrigerated						
	Carrier Availability Category Responses					Total
Current Week: Feb 1-7	12	0	.	.	.	12
Week 2: Feb 8-14	14	0	.	.	.	14
Week 3: Feb 15-21	15	0	.	.	.	15

Note: "." denotes no response from carriers.



Kansas City						
20ft Dry						
	Carrier Availability Category Responses					Total
Current Week: Feb 1-7	207	115	53	0	0	375
Week 2: Feb 8-14	260	115	61	-1	5	440
Week 3: Feb 15-21	211	115	59	0	0	385
40ft Dry						
	Carrier Availability Category Responses					Total
Current Week: Feb 1-7	78	64	4	0	-2	144
Week 2: Feb 8-14	78	3	12	0	0	93
Week 3: Feb 15-21	78	-10	22	0	0	90
40ft High Cube						
	Carrier Availability Category Responses					Total
Current Week: Feb 1-7	384	186	10	0	-24	556
Week 2: Feb 8-14	384	212	10	0	-37	569
Week 3: Feb 15-21	384	271	0	-1	-33	621
40ft Refrigerated						
	Carrier Availability Category Responses					Total
Current Week: Feb 1-7	68	34	0	.	.	102
Week 2: Feb 8-14	60	23	0	.	.	83
Week 3: Feb 15-21	60	14	0	.	.	74
20ft Refrigerated						
	Carrier Availability Category Responses					Total
Current Week: Feb 1-7	1	.	.	.	.	1
Week 2: Feb 8-14	2	.	.	.	.	2
Week 3: Feb 15-21	2	.	.	.	.	2

Note: "." denotes no response from carriers.





Los Angeles and Long Beach						
20ft Dry						
	Carrier Availability Category Responses					Total
Current Week: Feb 1-7	1,147	942	650	40	-320	2,459
Week 2: Feb 8-14	1,147	1,169	805	40	-147	3,014
Week 3: Feb 15-21	1,147	1,172	999	50	118	3,486
40ft Dry						
	Carrier Availability Category Responses					Total
Current Week: Feb 1-7	1,718	1,357	656	274	200	4,205
Week 2: Feb 8-14	1,718	1,728	787	96	200	4,529
Week 3: Feb 15-21	1,718	2,008	565	403	220	4,914
40ft High Cube						
	Carrier Availability Category Responses					Total
Current Week: Feb 1-7	6,952	3,263	2,158	500	-409	12,464
Week 2: Feb 8-14	6,952	4,360	2,462	500	190	14,464
Week 3: Feb 15-21	6,952	4,868	1,820	510	317	14,467
40ft Refrigerated						
	Carrier Availability Category Responses					Total
Current Week: Feb 1-7	865	603	261	190	75	1,994
Week 2: Feb 8-14	918	637	339	440	75	2,409
Week 3: Feb 15-21	923	640	259	150	75	2,047
20ft Refrigerated						
	Carrier Availability Category Responses					Total
Current Week: Feb 1-7	16	10	.	.	.	26
Week 2: Feb 8-14	20	10	.	.	.	30
Week 3: Feb 15-21	22	10	.	.	.	32

Note: "." denotes no response from carriers.



Memphis						
20ft Dry						
	Carrier Availability Category Responses					Total
Current Week: Feb 1-7	169	117	92	60	-13	425
Week 2: Feb 8-14	169	124	133	25	5	456
Week 3: Feb 15-21	169	139	204	30	5	547
40ft Dry						
	Carrier Availability Category Responses					Total
Current Week: Feb 1-7	438	144	20	15	-25	592
Week 2: Feb 8-14	598	144	10	-3	0	749
Week 3: Feb 15-21	743	144	0	-19	-13	855
40ft High Cube						
	Carrier Availability Category Responses					Total
Current Week: Feb 1-7	654	521	127	80	27	1,409
Week 2: Feb 8-14	654	780	125	50	64	1,673
Week 3: Feb 15-21	654	992	100	0	54	1,800
40ft Refrigerated						
	Carrier Availability Category Responses					Total
Current Week: Feb 1-7	0	-4	.	.	.	-4
Week 2: Feb 8-14	0	-1	.	.	.	-1
Week 3: Feb 15-21	0	-1	.	.	.	-1
20ft Refrigerated						
	Carrier Availability Category Responses					Total
Current Week: Feb 1-7	.	.	.	.	.	0
Week 2: Feb 8-14	.	.	.	.	.	0
Week 3: Feb 15-21	.	.	.	.	.	0

Note: "." denotes no response from carriers.



Minneapolis						
20ft Dry						
	Carrier Availability Category Responses					Total
Current Week: Feb 1-7	105	99	33	0	-17	220
Week 2: Feb 8-14	87	99	35	0	-39	182
Week 3: Feb 15-21	13	99	39	0	-6	145
40ft Dry						
	Carrier Availability Category Responses					Total
Current Week: Feb 1-7	264	105	51	2	-78	344
Week 2: Feb 8-14	264	134	67	3	-100	368
Week 3: Feb 15-21	264	171	32	10	-105	372
40ft High Cube						
	Carrier Availability Category Responses					Total
Current Week: Feb 1-7	368	143	139	5	-35	620
Week 2: Feb 8-14	368	247	170	4	27	816
Week 3: Feb 15-21	368	228	200	10	19	825
40ft Refrigerated						
	Carrier Availability Category Responses					Total
Current Week: Feb 1-7	0	.	.	.	.	0
Week 2: Feb 8-14	0	.	.	.	.	0
Week 3: Feb 15-21	0	.	.	.	.	0
20ft Refrigerated						
	Carrier Availability Category Responses					Total
Current Week: Feb 1-7	.	.	.	.	.	0
Week 2: Feb 8-14	.	.	.	.	.	0
Week 3: Feb 15-21	.	.	.	.	.	0


Note: "." denotes no response from carriers.



New Orleans						
20ft Dry						
	Carrier Availability Category Responses					Total
Current Week: Feb 1-7	110	108	9	2	0	229
Week 2: Feb 8-14	84	108	5	0	0	197
Week 3: Feb 15-21	74	108	6	1	0	189
40ft Dry						
	Carrier Availability Category Responses					Total
Current Week: Feb 1-7	174	43	27	0	0	244
Week 2: Feb 8-14	174	29	29	0	0	232
Week 3: Feb 15-21	174	45	29	0	0	248
40ft High Cube						
	Carrier Availability Category Responses					Total
Current Week: Feb 1-7	540	145	34	2	0	721
Week 2: Feb 8-14	540	142	35	2	0	719
Week 3: Feb 15-21	540	139	39	2	0	720
40ft Refrigerated						
	Carrier Availability Category Responses					Total
Current Week: Feb 1-7	2	0	.	.	.	2
Week 2: Feb 8-14	2	0	.	.	.	2
Week 3: Feb 15-21	2	0	.	.	.	2
20ft Refrigerated						
	Carrier Availability Category Responses					Total
Current Week: Feb 1-7	15	.	.	.	.	15
Week 2: Feb 8-14	12	.	.	.	.	12
Week 3: Feb 15-21	8	.	.	.	.	8

Note: "." denotes no response from carriers.





New York						
20ft Dry						
	Carrier Availability Category Responses					Total
Current Week: Feb 1-7	1,444	1,440	534	240	50	3,708
Week 2: Feb 8-14	1,677	1,440	547	510	50	4,224
Week 3: Feb 15-21	1,904	1,440	623	752	45	4,764
40ft Dry						
	Carrier Availability Category Responses					Total
Current Week: Feb 1-7	1,005	897	856	15	-99	2,674
Week 2: Feb 8-14	1,276	974	856	15	2	3,123
Week 3: Feb 15-21	1,377	1,092	856	20	112	3,457
40ft High Cube						
	Carrier Availability Category Responses					Total
Current Week: Feb 1-7	2,980	1,131	693	80	48	4,932
Week 2: Feb 8-14	2,980	1,557	1,001	80	142	5,760
Week 3: Feb 15-21	2,980	1,993	1,250	75	225	6,523
40ft Refrigerated						
	Carrier Availability Category Responses					Total
Current Week: Feb 1-7	243	131	60	10	-4	440
Week 2: Feb 8-14	346	109	70	10	130	665
Week 3: Feb 15-21	434	177	10	10	234	865
20ft Refrigerated						
	Carrier Availability Category Responses					Total
Current Week: Feb 1-7	16	5	.	.	.	21
Week 2: Feb 8-14	16	5	.	.	.	21
Week 3: Feb 15-21	17	5	.	.	.	22

Note: "." denotes no response from carriers.



Norfolk						
20ft Dry						
	Carrier Availability Category Responses					Total
Current Week: Feb 1-7	304	216	155	35	20	730
Week 2: Feb 8-14	302	220	155	23	20	720
Week 3: Feb 15-21	428	252	155	39	25	899
40ft Dry						
	Carrier Availability Category Responses					Total
Current Week: Feb 1-7	276	197	87	5	-50	515
Week 2: Feb 8-14	276	142	27	5	-19	431
Week 3: Feb 15-21	276	125	11	10	7	429
40ft High Cube						
	Carrier Availability Category Responses					Total
Current Week: Feb 1-7	1,310	357	343	80	-157	1,933
Week 2: Feb 8-14	1,310	345	215	80	-63	1,887
Week 3: Feb 15-21	1,310	376	255	90	-29	2,002
40ft Refrigerated						
	Carrier Availability Category Responses					Total
Current Week: Feb 1-7	84	40	28	10	-17	145
Week 2: Feb 8-14	75	35	35	10	-14	141
Week 3: Feb 15-21	94	73	38	10	-13	202
20ft Refrigerated						
	Carrier Availability Category Responses					Total
Current Week: Feb 1-7	5	1	.	.	.	6
Week 2: Feb 8-14	5	1	.	.	.	6
Week 3: Feb 15-21	5	.	.	.	.	5

Note: "." denotes no response from carriers.



Oakland						
20ft Dry						
	Carrier Availability Category Responses					Total
Current Week: Feb 1-7	193	156	45	17	-56	355
Week 2: Feb 8-14	193	253	0	-42	-72	332
Week 3: Feb 15-21	193	297	0	-50	57	497
40ft Dry						
	Carrier Availability Category Responses					Total
Current Week: Feb 1-7	550	144	90	53	47	884
Week 2: Feb 8-14	550	147	175	33	89	994
Week 3: Feb 15-21	550	155	200	125	38	1,068
40ft High Cube						
	Carrier Availability Category Responses					Total
Current Week: Feb 1-7	656	129	37	-356	-709	-243
Week 2: Feb 8-14	656	-14	21	-445	-477	-259
Week 3: Feb 15-21	656	-39	0	-573	-486	-442
40ft Refrigerated						
	Carrier Availability Category Responses					Total
Current Week: Feb 1-7	325	241	114	30	-17	693
Week 2: Feb 8-14	325	231	-85	30	-7	494
Week 3: Feb 15-21	280	197	-247	30	4	264
20ft Refrigerated						
	Carrier Availability Category Responses					Total
Current Week: Feb 1-7	20	4	.	.	.	24
Week 2: Feb 8-14	20	2	.	.	.	22
Week 3: Feb 15-21	20	2	.	.	.	22

Note: "." denotes no response from carriers.

Note : Reefer container availability data for Mitsui OSK Line available through San Francisco instead of Oakland.



Savannah						
20ft Dry						
	Carrier Availability Category Responses					Total
Current Week: Feb 1-7	446	339	251	201	30	1,267
Week 2: Feb 8-14	446	439	296	165	30	1,376
Week 3: Feb 15-21	446	521	324	212	40	1,543
40ft Dry						
	Carrier Availability Category Responses					Total
Current Week: Feb 1-7	478	388	60	-88	-121	717
Week 2: Feb 8-14	580	388	60	-129	76	975
Week 3: Feb 15-21	620	388	50	-176	-14	868
40ft High Cube						
	Carrier Availability Category Responses					Total
Current Week: Feb 1-7	2,252	730	302	221	140	3,645
Week 2: Feb 8-14	2,252	891	382	253	140	3,918
Week 3: Feb 15-21	2,252	1,034	520	554	130	4,490
40ft Refrigerated						
	Carrier Availability Category Responses					Total
Current Week: Feb 1-7	213	166	60	10	9	458
Week 2: Feb 8-14	203	166	40	10	0	419
Week 3: Feb 15-21	184	180	41	10	18	433
20ft Refrigerated						
	Carrier Availability Category Responses					Total
Current Week: Feb 1-7	23	1	.	.	.	24
Week 2: Feb 8-14	22	1	.	.	.	23
Week 3: Feb 15-21	22	1	.	.	.	23

Note: "." denotes no response from carriers.





Seattle						
20ft Dry						
	Carrier Availability Category Responses					Total
Current Week: Feb 1-7	298	81	81	28	.	488
Week 2: Feb 8-14	298	147	60	29	.	534
Week 3: Feb 15-21	298	166	73	3	.	540
40ft Dry						
	Carrier Availability Category Responses					Total
Current Week: Feb 1-7	158	114	51	1	.	324
Week 2: Feb 8-14	158	130	9	-5	.	292
Week 3: Feb 15-21	158	136	16	-7	.	303
40ft High Cube						
	Carrier Availability Category Responses					Total
Current Week: Feb 1-7	489	195	16	-25	.	675
Week 2: Feb 8-14	489	187	12	-26	.	662
Week 3: Feb 15-21	489	129	106	-85	.	639
40ft Refrigerated						
	Carrier Availability Category Responses					Total
Current Week: Feb 1-7	428	70	32	24	.	554
Week 2: Feb 8-14	271	70	32	24	.	397
Week 3: Feb 15-21	120	100	32	24	.	276
20ft Refrigerated						
	Carrier Availability Category Responses					Total
Current Week: Feb 1-7	11	0	.	.	.	11
Week 2: Feb 8-14	10	0	.	.	.	10
Week 3: Feb 15-21	9	0	.	.	.	9

Note: "." denotes no response from carriers.



Tacoma						
20ft Dry						
	Carrier Availability Category Responses					Total
Current Week: Feb 1-7	110	68	25	-338	.	-135
Week 2: Feb 8-14	161	68	32	-512	.	-251
Week 3: Feb 15-21	170	68	0	-476	.	-238
40ft Dry						
	Carrier Availability Category Responses					Total
Current Week: Feb 1-7	161	47	25	-190	.	43
Week 2: Feb 8-14	274	47	0	-195	.	126
Week 3: Feb 15-21	293	47	47	-379	.	8
40ft High Cube						
	Carrier Availability Category Responses					Total
Current Week: Feb 1-7	390	49	7	-1,243	.	-797
Week 2: Feb 8-14	414	49	6	-1,381	.	-912
Week 3: Feb 15-21	-317	49	7	-1,270	.	-1,531
40ft Refrigerated						
	Carrier Availability Category Responses					Total
Current Week: Feb 1-7	216	80	4	-279	.	21
Week 2: Feb 8-14	163	80	4	-220	.	27
Week 3: Feb 15-21	112	.	4	-128	.	-12
20ft Refrigerated						
	Carrier Availability Category Responses					Total
Current Week: Feb 1-7	0	.	.	.	.	0
Week 2: Feb 8-14	0	.	.	.	.	0
Week 3: Feb 15-21	0	.	.	.	.	0

Note: "." denotes no response from carriers.



## Understanding this Report

The weekly Ocean Shipping Container Availability Report (OCSAR) provides a snapshot of container availability for westbound transpacific trade lanes at select intermodal locations around the country. The data presented in this report are gathered from 5 ocean carriers including COSCO Shipping, Evergreen, Yang Ming Transport Corporation, OOCL, and Mitsui OSK Line.

- The data are estimates of container availability per week by the participating carriers. The carriers determine container availability by comparing current supplies at each of the 18 intermodal locations with the demand for these containers based on up-to-date bookings or reservation information in the westbound transpacific trade lane.
- Each week, participating carriers report the estimated number of containers available for the current week (W1) as well as estimates for the subsequent 2 weeks (W2 and W3).
- Maps on pages 2–4 offer a national overview of weekly container availability. The weekly national data are derived from the sum of the individual carrier responses at each intermodal location.
- Individual carrier responses are presented by location on pages 6–23 and have been sorted from largest to smallest. To maintain carrier confidentiality, specific carrier identification is not provided.
- Carrier responses showing negative numbers, such as -29, should be interpreted as meaning that 29 containers are needed by shippers but the carrier is not able to supply them. A positive number, such as 64, would mean 64 containers are available that are not demanded. An indication of 0 means the carriers have the exact amount of containers needed based on current supply and demand estimates.
- Availability levels are subject to change, and may be affected by delays in return of equipment to carriers by shippers or consignees, and by free time restrictions imposed by railroads. Due to the dynamic nature of the container industry, carriers cannot be held responsible for the level of availability at the time of inquiry.
- Data presented in the report do not imply availability of chassis.
- Container availability estimates represent availability for all export cargo, not just agricultural products.
- USDA collects these data on a voluntary basis and cannot be held responsible for the status of container availability when a reader makes inquiry with an ocean carrier. USDA relies on the participating ocean carriers to ensure the data is accurate.
- Terminology:
  - 20ft Dry Container (20ft): A standard shipping container that is 20 feet long.
  - 40ft Dry Container (40ft): A standard shipping container that is 40 feet long.
  - 40ft High-Cube (HC): A shipping container which is 40 feet long and 9 feet, 6 inches tall (1 foot taller than a standard 40ft dry container).
  - 40ft reefer: A refrigerated shipping container which is 40 feet long.
  - 20ft reefer: A refrigerated shipping container which is 20 feet long.
  - Chassis: A wheeled frame to which a shipping container can be locked for storage or movement. (Plural chassis)



In accordance with Federal civil rights law and U.S. Department of Agriculture (USDA) civil rights regulations and policies, the USDA, its Agencies, offices, and employees, and institutions participating in or administering USDA programs are prohibited from discriminating based on race, color, national origin, religion, sex, gender identity (including gender expression), sexual orientation, disability, age, marital status, family/parental status, income derived from a public assistance program, political beliefs, or reprisal or retaliation for prior civil rights activity, in any program or activity conducted or funded by USDA (not all bases apply to all programs). Remedies and complaint filing deadlines vary by program or incident.

Persons with disabilities who require alternative means of communication for program information (e.g., Braille, large print, audiotope, American Sign Language, etc.) should contact the responsible Agency or USDA's TARGET Center at (202) 720-2600 (voice and TTY) or contact USDA through the Federal Relay Service at (800) 877-8339. Additionally, program information may be made available in languages other than English.

To file a program discrimination complaint, complete the USDA Program Discrimination Complaint Form, AD-3027, found online at [http://www.ascr.usda.gov/complaint\\_filing\\_cust.html](http://www.ascr.usda.gov/complaint_filing_cust.html) and at any USDA office or write a letter addressed to USDA and provide in the letter all of the information requested in the form. To request a copy of the complaint form, call (866) 632-9992. Submit your completed form or letter to USDA by:

(1) mail: U.S. Department of Agriculture

Office of the Assistant Secretary for Civil Rights

1400 Independence Avenue, SW

Washington, D.C. 20250-9410;

(2) fax: (202) 690-7442; or

(3) email: [program.intake@usda.gov](mailto:program.intake@usda.gov).

USDA is an equal opportunity provider, employer, and lender.

Preferred citation:

U.S. Dept. of Agriculture, Agricultural Marketing Service. Ocean Shipping Container Availability Report. February 1, 2017. Web. [<http://dx.doi.org/10.9752/TS057.2-1-2017>](http://dx.doi.org/10.9752/TS057.2-1-2017)