

Calendar Year 2017

FIVE WEEK TOTALS

01/01/2017 to 12/30/2017

BEEF

QUALITY GRADE	YIELD GRADE					QUALITY ONLY	TOTAL QUALITY GRADED THIS PD	% OF ALL QUALITY GRADED	% OF TOTAL STEER AND HEIFER OFFERED
	#1	#2	#3	#4	#5				
PRIME	2,429	69,298	268,185	84,123	19,051	845,150	1,288,235	6.3	5.9
CHOICE	156,755	1,335,401	2,245,107	456,735	59,871	11,110,630	15,364,498	74.9	70.8
SELECT	196,394	564,267	358,042	36,289	4,061	2,667,095	3,826,148	18.7	17.6
STANDARD	9	196	303	83	11	9	611	0.0	0.0
COMMERCIAL	3	398	2,233	1,451	429	1	4,515	0.0	
UTILITY	129	5,140	13,196	5,797	1,173	5	25,440	0.1	
CUTTER	0	0	0	0	0	0	0	0.0	
CANNER	0	0	0	0	0	0	0	0.0	
YIELD ONLY	20,510	51,463	68,498	17,862	5,177				
TOTAL YIELD GRADED THIS PERIOD	376,229	2,026,162	2,955,563	602,339	89,773				
% OF ALL YIELD GRADED	6.2	33.5	48.9	10.0	1.5				

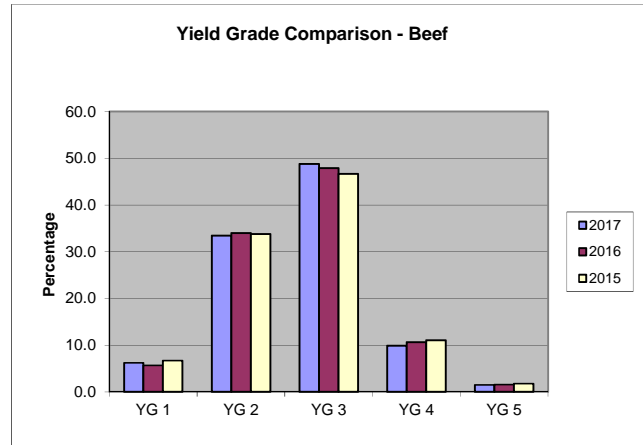
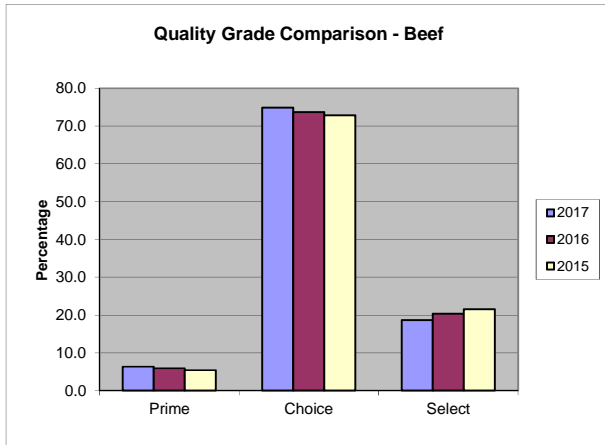
95.1% of Federal Inspected Steer and Heifers offered represents total Steers and Heifers graded.

0.8% of Federal Inspected Cows offered represents total Cows graded.

81.4% of Federal Inspected Beef offered represents total Beef (Steers, Heifers, and Cows) graded.

94.4% of Beef Quality graded (Prime, Choice, Select, Standard) of total Steers/Heifers offered.

27.7% of Beef Yield graded (1 - 5) of Steers/Heifers offered.



Information Provided By:  
United States Department of Agriculture  
Agricultural Marketing Service  
Livestock, Poultry and Seed Program  
Quality Assessment Division

Calendar Year 2017

FIVE WEEK TOTALS

01/01/2017 to 12/30/2017

LAMB AND MUTTON

QUALITY GRADE	YIELD GRADE					QUALITY ONLY	TOTAL QUALITY GRADED THIS PD	% OF ALL QUALITY GRADED
	#1	#2	#3	#4	#5			
PRIME	95	1,143	2,221	1,581	861	0	5,902	8.0
CHOICE	3,953	21,310	28,738	9,656	4,210	0	67,866	92.0
GOOD	0	0	0	0	0	0	0	0.0
UTILITY	0	2	0	0	0	0	2	0.0
CULL	0	0	0	0	0	0	0	0.0
YIELD ONLY	0	0	0	0	0			
TOTAL YIELD GRADED THIS PERIOD	4,048	22,455	30,960	11,236	5,071			
% OF ALL YIELD GRADED	5.5	30.4	42.0	15.2	6.9			

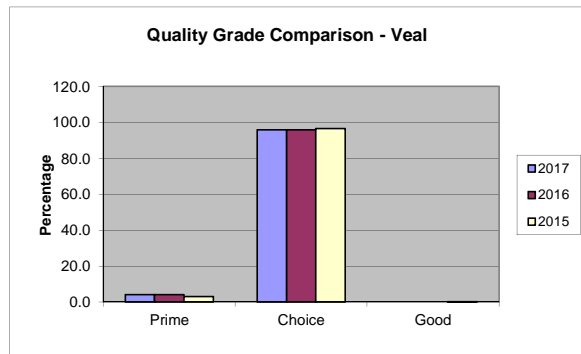
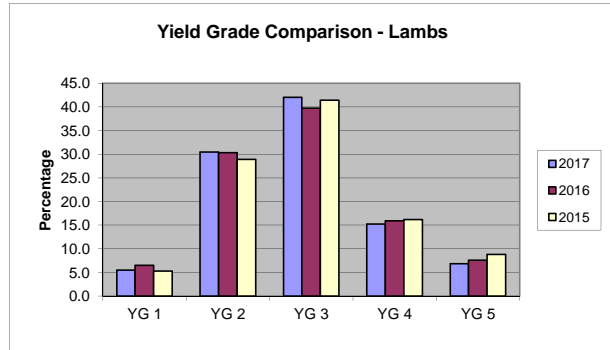
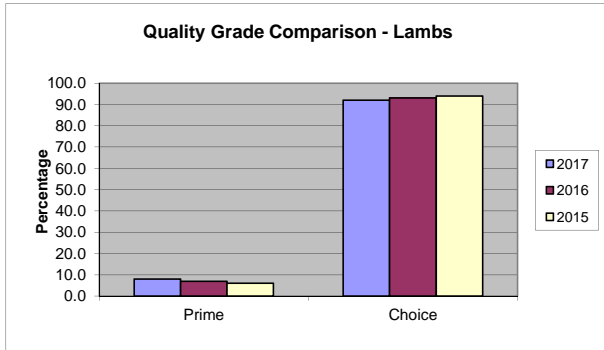
VEAL AND CALF

QUALITY GRADE	TOTAL THIS PD	%
PRIME	1,114	4.2
CHOICE	25,628	95.8
GOOD	0	0.0
STANDARD	0	0.0
UTILITY	0	0.0
<b>TOTAL</b>	<b>26,742</b>	<b>100.0</b>

36.6% of Federal Veal and Calf offered represents total Veal and Calf graded.

TOTAL BULL/BULLOCK	0
TOTAL PORK	0

58.8% of Federal Inspected Lamb offered represents total Lambs Graded.



Information Provided By:  
United States Department of Agriculture  
Agricultural Marketing Service  
Livestock, Poultry and Seed Program  
Quality Assessment Division

NATIONAL SUMMARY OF MEATS GRADED  
(NUMBER OF HEAD)

Calendar Year 2017

01/01/2017 to 12/30/2017

BEEF

QUALITY GRADE	YIELD GRADE					QUALITY ONLY	TOTAL QUALITY GRADED THIS PD	% OF ALL QUALITY GRADED	% OF TOTAL STEER AND HEIFER OFFERED
	#1	#2	#3	#4	#5				
PRIME	2,840	81,016	313,535	98,348	22,272	988,066	1,506,077	6.3%	5.9
CHOICE	183,262	1,561,219	2,624,757	533,969	69,995	12,989,451	17,962,653	74.9%	70.8
SELECT	229,604	659,685	418,587	42,426	4,748	3,118,104	4,473,154	18.6%	17.6
STANDARD	11	229	354	97	13	10	714	0.0%	0.0
COMMERCIAL	5	619	3,474	2,257	667	2	7,024	0.0%	
UTILITY	201	7,996	20,530	9,018	1,825	8	39,578	0.2%	
CUTTER	0	0	0	0	0	0	0	0.0%	
CANNER	0	0	0	0	0	0	0	0.0%	
YIELD ONLY	23,978	60,165	80,081	20,882	6,053				
TOTAL YIELD GRADED THIS PERIOD	439,901	2,370,929	3,461,318	706,997	105,573				
% OF ALL YIELD GRADED	6.2%	33.5%	48.9%	10.0%	1.5%				

LAMB AND MUTTON

QUALITY GRADE	YIELD GRADE					QUALITY ONLY	TOTAL QUALITY GRADED THIS PD	% OF ALL QUALITY GRADED
	#1	#2	#3	#4	#5			
PRIME	1,391	16,689	32,419	23,069	12,572	0	86,140	8.0%
CHOICE	57,694	311,012	419,437	140,925	61,441	0	990,509	92.0%
GOOD	0	0	0	0	0	0	0	0.0%
UTILITY	1	33	0	0	0	0	34	0.0%
CULL	0	0	0	0	0	0	0	0.0%
YIELD ONLY	0	0	0	0	0			
TOTAL YIELD GRADED THIS PERIOD	59,086	327,734	451,856	163,994	74,013			
% OF ALL YIELD GRADED	5.5%	30.4%	42.0%	15.2%	6.9%			

VEAL AND CALF

QUALITY GRADE	TOTAL THIS PD	%
PRIME	7,669	4.2%
CHOICE	176,359	95.8%
GOOD	0	0.0%
STANDARD	0	0.0%
UTILITY	0	0.0%
TOTAL	184,028	

TOTAL BULL/BULLOCK 0  
TOTAL PORK 0

Information Provided By:  
United States Department of Agriculture  
Agricultural Marketing Service  
Livestock, Poultry and Seed Program  
Quality Assessment Division