



Agricultural Marketing Service
U.S. DEPARTMENT OF AGRICULTURE



COMMODITY PROCUREMENT PROGRAM



Agricultural Marketing Service
U.S. DEPARTMENT OF AGRICULTURE

Commodity Procurement Program Overview

LaShawne Brown Branch Chief
Livestock, Poultry, and Fish (LPF)

Greta Samuel Branch Chief
Dairy, Grains, and Oilseeds (DGO)

Proteins, Grains, and Oilseeds Division





Agricultural Marketing Service
U.S. DEPARTMENT OF AGRICULTURE



Commodity Procurement Mission

AMS Commodity Procurement facilitates the marketing of 100% domestic agricultural products through the purchase of food for International and Domestic nutrition assistance programs...feeding the hungry around the world.



Agricultural Marketing Service
U.S. DEPARTMENT OF AGRICULTURE

Federal Procurement Program

Federal Acquisition Regulations (FAR)
Agriculture Acquisition Regulations (AGAR)





Proteins, Grains, Oilseed, & Poultry Division

Beth Hoover Director

LaShawne Brown, LPF, Branch Chief	Greta Samuel, DGO, Branch Chief
Kennetta “Shay” Boone	Jenny Babiuch, Contracting Officer, Team Lead
Kevin Day	Michael Eichorst
Chyra Lewis	Laura Krupka
Carrie Meyers, Contracting Officer, Team Lead	Andre Kinney
Felix Rivera	Ashley Leviege
Reedema Rock	Wendy Penn
Endrea White	Helen Rivera
Wayne Wright	Nick Skarzynski





Products Purchased

Domestic Nutrition Programs	International Nutrition Programs
Dairy	Bulgur
Dry Beans	Corn Products
Fish	Dry Beans
Fruit	Grain Products
Grain Products	Oil Products
Livestock	Peanut Products
Oil Products	Peas/Lentils
Peanut Products	Rice
Peas/Lentils	
Poultry	
Rice	
Vegetables	





Programs Supported

Domestic Nutrition Programs	International Nutrition Programs
National School Lunch Program	Food for Peace
Child and Adult Care Food Program	McGovern-Dole Food for Education
Summer Food Service Program	Food for Progress
Nutrition Services Incentive Program	
The Emergency Food Assistance Program	
Commodity Supplemental Food Program	
Food Distribution Program on Indian Reservations	



Types of Purchases

- **Entitlement/Meal Package/Program Purchases**
 - Largely based on nutrition program recipient demand
 - Procurement agent for USDA's Food and Nutrition Service, U.S. Agency for International Development, USDA's Foreign Agricultural Service and the Nutrition and Food Aid Programs they administer
 - Relatively consistent year-to-year



Types of Purchases

- **Section 32**

- Clause 2 of Section 32 of the Act of August 24, 1935: “encourage the domestic consumption”
- AMS analyzes market conditions and recipient needs – “good product at a good price”
- Typically distributed to Food Banks



Types of Purchases

- **Disaster/Emergency**
 - Presidentially declared disasters within the United States or its territories
 - Emergency food assistance around the world
 - Conflict
 - Natural disasters



Types of Purchases

- **Commodity Credit Corporation (CCC)**
 - CCC is a Government-owned and operated entity that was created to stabilize, support, and protect farm income and prices.
 - CCC also helps maintain balanced and adequate supplies of agricultural commodities and aids in their orderly distribution.
 - CCC Charter Act also authorizes the sale of agricultural commodities to other government agencies and to foreign governments and the donation of food to domestic, foreign, or international relief agencies.



Fiscal YTD 2024 DGO Purchases

Recipient Program and Materials	Pounds	Dollars
Elderly (CSFP, NSIP)	85,317,876 \$	107,436,045.53
Cheese	13,960,992 \$	27,297,376.98
Grains	34,799,078 \$	44,283,041.23
Milk, Instant	4,013,568 \$	14,123,383.19
Milk, UHT	24,987,790 \$	10,813,549.17
Oilseeds	7,556,448 \$	10,918,694.96
Food Banks (TEFAP)	186,074,896 \$	155,573,541.34
Cheese	14,781,408 \$	36,717,376.71
Grains	62,343,776 \$	51,921,629.74
Milk, Fluid	73,222,344 \$	30,211,125.10
Milk, UHT	8,870,912 \$	4,340,098.13
Oilseeds	26,856,456 \$	32,383,311.66
Indian Reservations (FDPIR)	16,913,807 \$	20,613,919.73
Butter	205,200 \$	695,628.00
Cheese	1,663,200 \$	3,492,411.12
Grains	7,348,378 \$	8,734,577.58
Milk Evaporated	408,969 \$	413,627.55
Milk, Instant	149,760 \$	530,165.37
Milk, UHT	5,558,765 \$	2,350,676.20
Oilseeds	1,579,536 \$	4,396,833.91
Schools (NSLP, CACFP, SFSP)	172,440,601 \$	269,736,991.41
Cheese	124,662,133 \$	240,118,162.56
Grains	32,866,020 \$	16,394,950.03
Milk, UHT	724,712 \$	523,794.88
Oilseeds	12,691,325 \$	10,192,784.65
Yogurt	1,496,412 \$	2,507,299.29
Grand Total	460,747,181 \$	553,360,498.01







Fiscal YTD 2024 LPF Purchases

FY 24 - July 30, 2024 Livestock & Poultry Purchases		
Recipient Program and Materials	Pounds	Dollars
Elderly (CSFP, NSIP)	21,585,235 \$	54,138,004.29
Fish & Shrimp Products	6,851,559 \$	15,173,572.51
Poultry (Chicken & Turkey Products)	5,092,644 \$	10,898,760.43
Livestock (Beef, Bison, & Pork Products)	9,641,032 \$	28,065,671.35
Food Banks (TEFAP)	222,736,215 \$	511,300,434.78
Fish & Shrimp Products	84,380,091 \$	251,081,578.81
Poultry (Chicken & Turkey Products)	65,132,356 \$	96,427,414.03
Livestock (Beef, Bison, & Pork Products)	73,223,768 \$	163,791,441.94
Indian Reservations (FDPIR)	10,574,980 \$	50,593,352.72
Fish & Shrimp Products	848,000 \$	6,576,916.60
Poultry (Chicken & Turkey Products)	3,436,900 \$	11,114,664.52
Livestock (Beef, Bison, & Pork Products)	6,290,080 \$	32,901,771.60
Schools (NSLP, CACFP, SFSP)	276,800,250 \$	578,419,972.39
Fish & Shrimp Products	2,762,400 \$	7,287,475.95
Poultry (Chicken & Turkey Products)	200,800,150 \$	328,457,526.20
Livestock (Beef, Bison, & Pork Products)	73,237,700 \$	242,674,970.24
Grand Total	531,696,680 \$	1,194,451,764.18



FY 2024 PGOPD Section 32 Purchases

Recipient - Product 	Pounds	Dollars
 Food Banks (TEFAP)	85,576,945	\$204,447,645.09
Cheese	2,114,010	\$7,859,281.67
Livestock	9,724,800	\$23,750,680.13
Milk	24,229,800	\$26,555,333.81
Seafood	49,508,335	\$146,282,349.48
 Households (CSFP)	1,479,720	\$3,224,284.80
Seafood	1,479,720	\$3,224,284.80
 Households (NSIP)	84,075	\$182,688.80
Seafood	84,075	\$182,688.80
Grand Total	87,140,740	\$207,854,618.69



2022-2024 CCC PGOPD Purchases

CCC Funded Purchases FY 2022- FY 2024 (through 8-27-24) Recipient Program and Material	Pounds	Dollars
FY 2022	47,914,550	\$ 157,776,222.98
Schools (NSLP)	47,914,550	\$ 157,776,222.98
Cheese	11,961,461	\$ 28,841,220.19
Grains	1,421,677	\$ 1,433,107.20
Livestock	18,980,696	\$ 74,214,597.80
Milk, UHT	76,285	\$ 67,710.96
Oilseeds	919,703	\$ 1,496,256.50
Poultry	14,326,548	\$ 51,330,860.73
Yogurt	228,180	\$ 392,469.60
FY 2023	384,753,489	\$ 716,372,383.60
Food Banks (TEFAP)	382,129,989	\$ 713,489,254.20
Cheese	49,093,800	\$ 140,048,315.02
Grains	93,618,000	\$ 48,270,692.31
Livestock	155,988,570	\$ 442,813,470.28
Milk, Fresh Fluid	21,571,119	\$ 9,097,595.08
Poultry	61,858,500	\$ 73,259,181.51
Households- Elderly (CSFP)	2,623,500	\$ 2,883,129.40
Grains	2,016,000	\$ 1,078,088.22
Poultry	607,500	\$ 1,805,041.18
FY 2024	256,380,226	\$ 456,309,548.28
Food Banks (TEFAP)	254,940,226	\$ 453,305,317.88
Cheese	20,949,360	\$ 52,502,518.09
Livestock	94,177,000	\$ 238,710,477.21
Milk, Fresh Fluid	80,116,866	\$ 33,475,744.31
Poultry	59,697,000	\$ 128,616,578.27
Households- Elderly (CSFP)	1,440,000	\$ 3,004,230.40
Poultry	1,440,000	\$ 3,004,230.40
Grand Total	689,048,265	\$ 1,330,458,154.86



AMS Team Effort

CPP expertise is in Contracting

Rely upon other AMS Programs for agricultural market expertise

Dairy Graders

Federal Grain Inspection Service

Livestock and Poultry

Specialty Crops Division



AMS Team Effort

Partnership with AMS Programs

- Facilitate discussions with Industry
- Market research for new purchase programs
- New vendor outreach
- Expertise for specification/requirements development and modifications
- Economic analysis and documentation for Section 32 purchases
- Economists provide Independent Government Estimates
- Quality Assurance
- Complaint resolution



Agricultural Marketing Service
U.S. DEPARTMENT OF AGRICULTURE

Questions?

Contact Us

Agricultural Marketing Service
Commodity Procurement Program
1400 Independence Avenue, SW, S-0239
Washington, D.C. 20250-0239
Phone: 202-720-4517
[CP Contact List \(usda.gov\)](https://www.usda.gov/procurement/CPContactList)