



Agricultural Marketing Service
U.S. DEPARTMENT OF AGRICULTURE

Pesticide Data Program Annual Summary

Calendar Year
2022





January 2024

Dear Reader:

We are pleased to present the Pesticide Data Program's (PDP's) 32d Annual Summary for calendar year 2022. The 32 years of PDP residue data (available through our website) represent one of the largest sources of food pesticide residue data available.

The U.S. Department of Agriculture (USDA), Agricultural Marketing Service (AMS) conducts the PDP each year to collect new and updated data on pesticide residues in food. The PDP provides high-quality, nationally representative pesticide residue data that contribute to the information available to help ensure consumer confidence in the foods they provide to their families.

This Annual Summary report shows that when pesticide residues are found on foods, they are nearly always at levels below the tolerance, or maximum amount of a pesticide allowed to remain in or on a food, which is set by the U.S. Environmental Protection Agency (EPA). More than 99 percent of the products sampled through PDP had residues below the established EPA tolerances. Ultimately, if EPA determines a pesticide use is not safe for human consumption, EPA will mitigate exposure to the pesticide through actions such as amending the pesticide label instructions, changing or revoking a pesticide residue tolerance, or not registering a new use.

The PDP tests a wide variety of domestic and imported foods, with a strong focus on foods that are consumed by infants and children. EPA relies on PDP data to conduct dietary risk assessments and to review the maximum amount of a pesticide allowed to remain in or on a food. USDA uses the data to better understand the relationship of pesticide residues with agricultural practices and to implement USDA's integrated pest management objectives. USDA also works with U.S. growers to improve agricultural practices and to facilitate the adoption of integrated pest management techniques, including judicious use of pesticides, throughout the food supply chain.

Please note that the PDP is not designed for enforcement of EPA pesticide residue tolerances. Rather, the U.S. Food and Drug Administration (FDA) is responsible for enforcing EPA-established tolerances. The PDP provides FDA and EPA with monthly reports of pesticide residue testing and informs the FDA if residues detected exceed the EPA tolerance or have no EPA tolerance established.

To collect the data in this Annual Summary report, the PDP works with State agencies representing all census regions of the country and nearly half of the U.S. population. In 2022, analyzed samples were collected in California, Colorado, Florida, Maryland, Michigan, New York, Ohio, Texas, and Washington.

For more information about PDP, please visit our website at www.ams.usda.gov/datasets/pdp.

For additional information about pesticides and food, please visit EPA's website at www.epa.gov/safepestcontrol and FDA's website at <http://www.fda.gov/Food/Chemicals-Metals-Pesticides-Food/Pesticides>.

Contents

Acknowledgments	ix
Executive Summary	xi
Acronyms and Abbreviations	xiii
I. Introduction	1
II. Sampling Operations	4
A. Conceptual Framework.....	4
B. Sampling Procedures.....	5
C. 2021 Sampling Operations	6
D. Fresh and Processed Commodities.....	7
E. Grain Spotlight	12
F. Peanut Butter.....	14
G. Butter	14
H. Sampling Limitations.....	14
III. Laboratory Operations	14
A. Overview	14
B. Fresh and Processed Commodities.....	14
C. Corn Grain	15
D. Soybean Grain.....	15
E. Peanut Butter	17
F. Butter	17
G. Quality Assurance Program.....	17
IV. Database Management	19
A. Electronic Data Path	19
B. Data Reporting.....	19
C. Online Database Search Tool.....	21
V. Sample Results and Discussion	21
A. Overview	21
B. Import Versus Domestic Residue Comparisons	22
C. Postharvest Applications.....	23

D. Discussion of Results	23
E. Special Projects	23
F. Environmental Contaminants	24
G. Tolerance Violations	25
H. Look Ahead.....	26

Figures

Figure 1. Program Participants.....	3
Figure 2. Commodity Origin.	11
Figure 3. Origin of Selected Fresh Commodity: Grape and Watermelon Samples...	12
Figure 4. Location of Corn Grain Samples by Grower State.	13
Figure 5. Location of Soybean Grain Samples by Grower State.	13
Figure 6. Pesticide Data Program (PDP) Data Pathway:.....	20

Tables

Table 1. Pesticide Data Program (PDP) Commodity Collection Schedule for 2022....	7
Table 2. Distribution of Samples Collected by Each Participating State.	8
Table 3. Acceptable Products for Collected Commodities.	9
Table 4. Sample Preparation Steps for Analysis.	16

Appendixes A-L

Appendix A: Commodity History	
Appendix B: Distribution of Residues by Pesticide in Fruit and Vegetables	
Appendix C: Distribution of Residues by Pesticide in Corn Grain	
Appendix D: Distribution of Residues by Pesticide in Soybean Grain	
Appendix E: Distribution of Residues by Pesticide in Peanut Butter	
Appendix F: Distribution of Residues by Pesticide in Butter	
Appendix G: Distribution of Residues for Environmental Contaminants	
Appendix H: Sample Origin by State or Country	
Appendix I: Import Versus Domestic Pesticide Residue Comparisons	
Appendix J: Pesticide Residues by Commodity	
Appendix K: Number of Pesticides Detected per Sample	
Appendix L: Samples Reported to the U.S. Food and Drug Administration as Exceeding the Tolerance	

Acknowledgments

The States participating in the Pesticide Data Program (PDP) deserve special recognition for their contributions to the program. The dedication and flexibility of sample collectors allow the U.S. Department of Agriculture's (USDA) Agricultural Marketing Service (AMS) to adjust sampling protocols when responding to changing trends in commodity distribution and availability. PDP acknowledges the contributions of the State laboratories in providing testing services to the program and the USDA, National Agricultural Statistics Service for providing statistical support. PDP also acknowledges the exceptional support of the Health Effects Division staff of the U.S. Environmental Protection Agency, Office of Pesticide Programs, and the U.S. Food and Drug Administration, Center for Food Safety and Applied Nutrition, Office of Food Safety, in helping to set the direction for PDP.

Data presented in this report are the latest available and were collected and processed through the efforts of the following organizations:

USDA Program Administration

Agricultural Marketing Service
Science and Technology Program
1400 Independence Ave., SW
South Building, Mail Stop 0270
Washington, DC 20250
Ruihong Guo, Ph.D., Deputy Administrator
(202) 720-8556

Science and Technology Program, AMS

Brenda Foos, Director
Monitoring Programs Division, AMS
1400 Independence Ave, SW
South Building, Mail Stop 0276
Washington, DC 20250
(202) 572-8167
Electronic-mail Address: amsmpo.data@usda.gov
Website: <http://www.ams.usda.gov/pdp>

Participating State Agencies

- California Department of Food and Agriculture
- California Department of Pesticide Regulation
- Colorado Department of Agriculture
- Florida Department of Agriculture and Consumer Services
- Maryland Department of Agriculture
- Michigan Department of Agriculture and Rural Development
- New York Department of Agriculture and Markets
- Ohio Department of Agriculture
- Texas Department of Agriculture
- Washington State Department of Agriculture

Participating Laboratories

California Department of Food and Agriculture

Division of Inspection Services
Center for Analytical Chemistry
3292 Meadowview Rd.
Sacramento, CA 95832

Florida Department of Agriculture and Consumer Services

Chemical Residue Laboratory
3125 Conner Blvd., Bldg. 3
Tallahassee, FL 32399-1650

Michigan Department of Agriculture and Rural Development

Laboratory Division
1615 South Harrison Rd.
East Lansing, MI 48823-5224

New York Department of Agriculture and Markets

Food Laboratory
1220 Washington Ave, Bldg. 6
Albany, NY 12226

Ohio Department of Agriculture

Consumer Protection Laboratory
8995 East Main St.
Reynoldsburg, OH 43068

Texas Department of Agriculture

Pesticide Laboratory
1500 Research Parkway, Ste. B100
College Station, TX 77845

United States Department of Agriculture

Agricultural Marketing Service
National Science Laboratories
801 Summit Crossing Pl.
Gastonia, NC 28054

Washington State Department of Agriculture

Chemical and Hop Laboratory
21 N. 1st Ave., Ste. 106
Yakima, WA 98902

Executive Summary

In 1991, the U.S. Department of Agriculture (USDA), Agricultural Marketing Service (AMS) was charged with designing and implementing the Pesticide Data Program (PDP) to collect data on pesticide residues in food, and Congress mandated the program in the 1996 Food Quality Protection Act (FQPA). PDP provides high-quality data on pesticide residues in food, particularly foods most likely consumed by infants and children. This 32d Pesticide Data Program summary presents results for samples collected in 2022.

Before a company can sell or distribute any pesticide in the United States, the Environmental Protection Agency (EPA) reviews studies on the pesticide to ensure that it will not pose unreasonable risks to human health or the environment, while considering the economic, social, and environmental costs and benefits of the use of any pesticide. Once EPA has made that determination, it will license or register that pesticide for use in strict accordance with label directions. Before allowing a pesticide to be used on a food commodity, EPA sets limits on how much of a pesticide may be used on food during growing, processing, and storage, and how much can remain on the food that reaches the consumer. In setting the tolerance, or maximum residue limit in food, EPA makes a safety finding that the pesticide can be used with a reasonable certainty of no harm by considering the toxicity of the pesticide, how much of the pesticide is applied and how often, how much of the pesticide remains in or on food by the time it is marketed and prepared, and all possible routes of exposure including use on crops, exposure from drinking water, and residential exposure. EPA also sets standards to protect workers from exposure to pesticides on the job. PDP data are provided to EPA for its consideration in setting and reviewing tolerances.

PDP is a voluntary program and is not designed for enforcement of tolerances. However, PDP informs the U.S. Food and Drug Administration and EPA of presumptive tolerance violations if detected residues exceed the EPA tolerance or if residues are detected that have no EPA tolerance

established. FDA monitors food in interstate commerce to ensure that these limits are not exceeded.

AMS's Monitoring Programs Division (MPD) is responsible for the administration, planning, and coordination of day-to-day PDP operations. MPD regularly engages with EPA and other Government agencies to establish program priorities and direction. In 2022, sampling and testing program operations were carried out with the support of nine States: California, Colorado, Florida, Maryland, Michigan, New York, Ohio, Texas, and Washington. These States had a prominent role in program planning and policy setting, particularly policies relating to quality assurance.

PDP commodity sampling is based on a rigorous statistical design that ensures the data are reliable for use in exposure assessments and can be used to draw various conclusions about the Nation's food supply. The pesticides and commodities to be included each year in the sampling are selected based on EPA data needs, and the types and amounts of food consumed by infants and children are considered. The number of samples collected by each State is apportioned according to that State's population. Samples are randomly chosen close to the time and point of consumption (i.e., distribution centers rather than at the farm gate) and reflect what is typically available to the consumer throughout the year. Samples are selected without regard to country of origin, variety, growing season, or organic labeling.

Because PDP data are used for risk assessments, PDP laboratory methods are geared to detect very low levels of pesticide residues, even when those levels are well below the tolerances established by EPA. Prior to testing, PDP analysts washed samples for 15 to 20 seconds with gently running cold water as a consumer may do; no chemicals, soaps, or any special washes were used.

PDP laboratories also test foods for low levels of environmental contaminants that are no longer used as pesticides in the United States, but due to their persistence in the environment, particularly

in soil, can be taken up by plants. Results for environmental contaminants in all commodities are listed in appendix G. More information on results is provided in Section V, Sample Results and Discussion.

Coronavirus-related delays impacted PDP laboratory operations in 2022. More details on the affected samples can be found in Section III, Laboratory Operations.

In 2022, over 99 percent of the samples tested had residues below the tolerances established by the EPA with 27.6 percent having no detectable residue. Appendixes B through F provide a distribution of residues by pesticide and their metabolites for the commodities tested. Residues exceeding the tolerance were detected in 0.53 percent (56 samples) of the total samples tested (10,665 samples). Of these 56 samples, 19 were domestic (33.9 percent) and 37 were imported (66.1 percent). Residues with no established tolerance were found in 2.5 percent (269 samples) of the total samples tested (10,665 samples). Of these 269 samples, 127 were domestic (47.2 percent) and 142 were imported (52.8 percent).

Fresh and processed fruit and vegetables accounted for 8,512 samples or 79.8 percent of the total 10,665 samples collected in 2022. Fresh and processed fruit and vegetables tested

during 2022 were: baby food green beans, baby food peaches, baby food pears, baby food sweet potatoes, blueberries (fresh and frozen), carrots, celery, grapes, green beans, mushrooms, peaches (fresh and frozen), pears, plums, potatoes, summer squash, tomatoes, and watermelon. Corn and soybean grain accounted for 2.9 and 5.7 percent of the total number of samples collected in 2022, respectively. Butter and peanut butter represented 5.0 and 6.6 percent of the samples collected in 2022, respectively. Domestic samples accounted for 70.0 percent of all samples (excluding grain, which were 100 percent domestic), while 29.2 percent were imports, 0.8 percent were of unknown origin, and less than 0.1 percent were of mixed national origin.

This summary report includes the distribution of residues by pesticide. The full results for more than 2.8 million analyses, representing each pesticide monitored on each commodity, are too numerous to be included in their entirety in this summary. The complete PDP database file for 2022 along with annual summaries and database files for previous years are available on the PDP website at www.ams.usda.gov/pdp or by contacting MPD at amsmpo.data@usda.gov. PDP data are also available using the PDP database search tool that can be accessed at: apps.ams.usda.gov/pdp.

In accordance with Federal civil rights law and U.S. Department of Agriculture (USDA) civil rights regulations and policies, the USDA, its Agencies, offices, and employees, and institutions participating in or administering USDA programs are prohibited from discriminating based on race, color, national origin, religion, sex, gender identity (including gender expression), sexual orientation, disability, age, marital status, family/parental status, income derived from a public assistance program, political beliefs, or reprisal or retaliation for prior civil rights activity, in any program or activity conducted or funded by USDA (not all bases apply to all programs). Remedies and complaint filing deadlines vary by program or incident.

Persons with disabilities who require alternative means of communication for program information (e.g., Braille, large print, audiotope, American Sign Language, etc.) should contact the responsible Agency or USDA's TARGET Center at (202) 720-2600 (voice and TTY) or contact USDA through the Federal Relay Service at (800) 877-8339. Additionally, program information may be made available in languages other than English.

To file a program discrimination complaint, complete the USDA Program Discrimination Complaint Form, AD-3027, found online at How to File a Program Discrimination Complaint and at any USDA office or write a letter addressed to USDA and provide in the letter all of the information requested in the form. To request a copy of the complaint form, call (866) 632-9992. Submit your completed form or letter to USDA by: (1) mail: U.S. Department of Agriculture, Office of the Assistant Secretary for Civil Rights, 1400 Independence Avenue, SW, Washington, D.C. 20250-9410; (2) fax: (202) 690-7442; or (3) email: program.intake@usda.gov.

USDA is an equal opportunity provider, employer, and lender.

Mention of a trade name or brand name does not constitute endorsement or recommendation by USDA over similar products or vendors.

Acronyms and Abbreviations

% C.V.	Percent Coefficient of Variation
A2LA	American Association for Laboratory Accreditation
AL	Action Level
AMPA	Aminomethylphosphonic Acid
AMS	Agricultural Marketing Service
BQL	Below Quantifiable Level
CFR	Code of Federal Regulations
CSV	Comma-Separated Values
EPA	U.S. Environmental Protection Agency
e-SIF	Electronic Sample Information Form
FAO	Food and Agriculture Organizations of the United Nations
FAPAS	Food Analysis Performance Assessment Scheme
FDA	U.S. Food and Drug Administration
FGIS	Federal Grain Inspection Service
FQPA	Food Quality Protection Act
GEMS	Global Environmental Monitoring Systems – Food Contamination Monitoring and Assessment Programme
GC	Gas Chromatography
GIPSA	Grain Inspection, Packers and Stockyards Administration
HCB	Hexachlorobenzene
ISO	International Organization for Standardization
LC	Liquid Chromatography
LOD	Limit of Detection

LOQ	Limit of Quantitation
MPD	Monitoring Programs Division
MRL	Maximum Residue Limit
MRM	Multiresidue Method
MS	Mass Spectrometry
NASS	National Agricultural Statistics Service
NGS	National Grain Center
NSL	National Science Laboratories
PDP	Pesticide Data Program
POP	Persistent Organic Pollutants
PPS	Probability proportionate-to-size
PT	Proficiency Testing
PTV	Presumptive Tolerance Violation
QA	Quality Assurance
QAU	Quality Assurance Unit
QuEChERS	Quick, Easy, Cheap, Effective, Rugged and Safe
QC	Quality Control
RDE	Remote Data Entry
SIF	Sample Information Form
SOP	Standard Operating Procedure
SQL	Structured Query Language
TAG	Technical Advisory Group
USDA	United States Department of Agriculture
WHO	World Health Organization

Pesticide Data Program (PDP) Annual Summary, Calendar Year 2022

This summary consists of the following sections: (I.) Introduction, (II.) Sampling Operations, (III.) Laboratory Operations, (IV.) Database Management, and (V.) Sample Results and Discussion.

I. Introduction

The U.S. Department of Agriculture's (USDA) Agricultural Marketing Service (AMS) initiated the Pesticide Data Program (PDP) in 1991 to collect data on pesticide residues in food. The 1996 Food Quality Protection Act (FQPA) directs the Secretary of Agriculture to collect pesticide residue data on commodities most frequently consumed by infants and children. PDP data are used by the U.S. Environmental Protection Agency (EPA) to assess dietary exposure during the review of the safety of existing pesticide tolerances (also referred to as maximum residue limits). EPA establishes the tolerances after developing a risk assessment that considers the following:

- pesticide exposure through diet and drinking water and from uses in and around the home;
- cumulative exposure to two or more pesticides that cause a common toxic effect via a shared mechanism of toxicity;
- possibility of increased susceptibility to infants and children or other sensitive populations from exposure to the pesticide; and
- possibility that the pesticide produces an effect in people similar to an effect produced by a naturally occurring estrogen or produces other endocrine disruption.

PDP data also are used by the U.S. Food and Drug Administration (FDA) to assist in planning commodity surveys for pesticide residues as a part of its enforcement and regulatory programs.

Because PDP collects data on food commodities primarily for consumer exposure assessment, program operations differ markedly from those followed by regulatory monitoring programs for tolerance enforcement. Commodities chosen for inclusion in the program are based on EPA data needs. PDP samples are collected closer to the

point of consumption and are prepared emulating consumer practices (e.g., washing, peeling). PDP sampling does not impede commodity distribution. Laboratory operations are designed to achieve detection of low levels rather than quick sample turnaround. As PDP data are used in dietary risk assessment, the program prioritizes testing for pesticides with registered uses for the commodities in the program, as well as for pesticides that may not have U.S. tolerances but are used in other countries on commodities that are imported to the United States.

Primary contributors to the PDP's policy development and planning of operations include participating States, other government agencies, and program stakeholders, while primary data users include EPA, FDA, and a wide range of other agencies and groups. Federal, State, and foreign government agencies and industries have used PDP data to promote the export of U.S. commodities to international markets. Additionally, PDP methodologies are consistent with international guidelines that have been adopted by the Codex Committee on Pesticide Residues for good laboratory practices (CAC/GL 40-1993) and performance criteria for methods of analysis (CXG 90-2017). PDP monitoring data are also incorporated into the World Health Organization's (WHO) Global Environment Monitoring System - Food Contamination Monitoring and Assessment Programme (GEMS/Food), a data platform used by the Joint Food and Agriculture Organization of the United Nations (FAO)/WHO Meeting on Pesticide Residues to evaluate dietary exposure and recommend the establishment of pesticide maximum residue limits (MRLs) to the Codex Committee on Pesticide Residues.

In 2022, sampling services were provided by nine States (California, Colorado, Florida, Maryland, Michigan, New York, Ohio, Texas, and Washington; see figure 1).

***PDP Policy and Planning
Activities are Supported by:***

**Environmental Protection Agency
Food and Drug Administration
Participating States
Industry and Grower Groups
National Agricultural Statistics Service**

PDP Data is used by:

**Environmental Protection Agency
Food and Drug Administration
Participating States
Academic Institutions
Agricultural Industry
Other Government Agencies
Economic Research Service
Foreign Agricultural Service
Chemical Manufacturers, Environmental
Interest Groups, Food Safety Organizations**



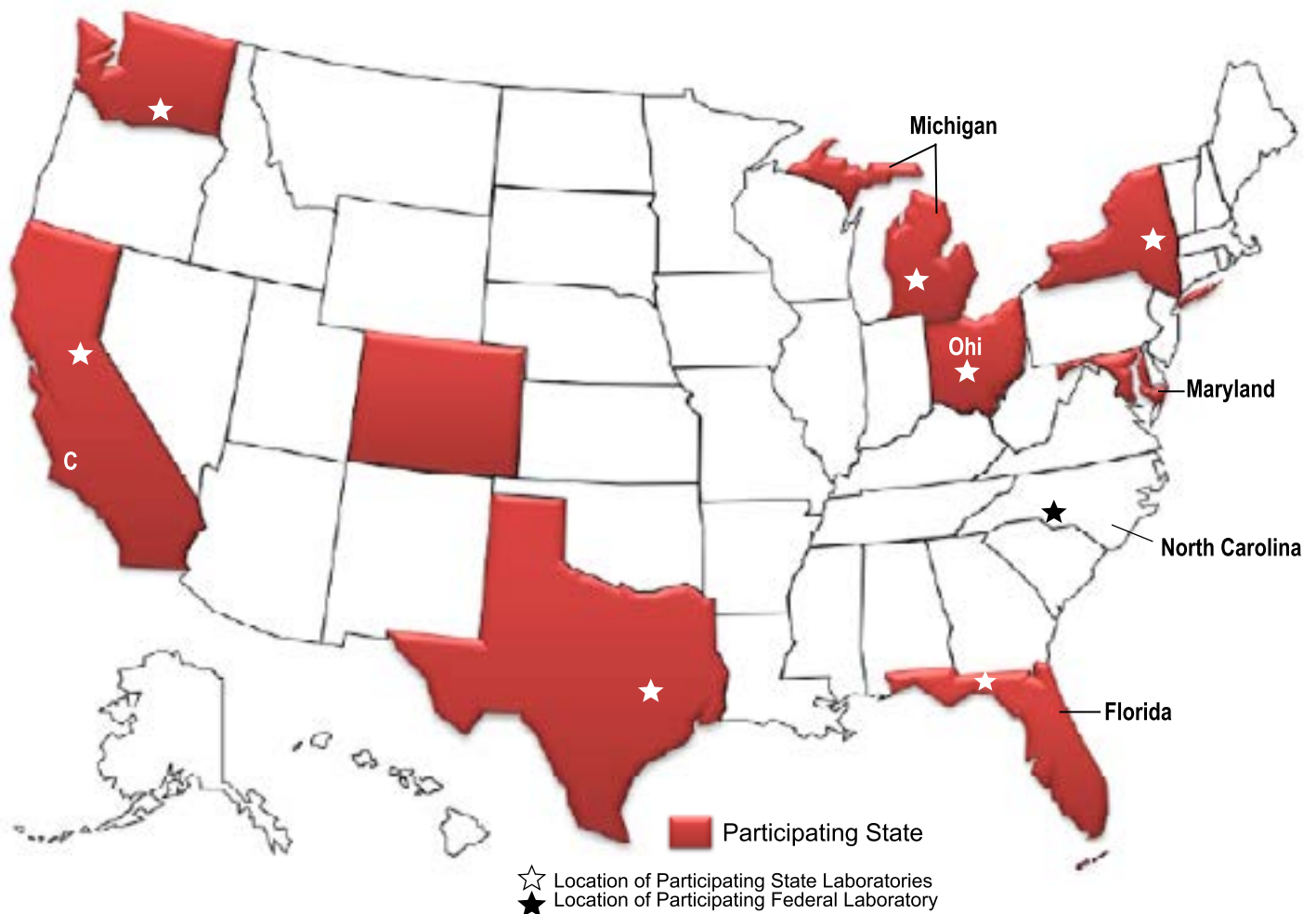


Figure 1. Program Participants.

During 2022, USDA's Agricultural Marketing Service established cooperative agreements with nine States to sample and/or test Pesticide Data Program commodities: Washington, California, Colorado, Texas, Michigan, Ohio, New York, Maryland, North Carolina, and Florida. These States are the major U.S. producers of fruit and vegetables, together representing about 50 percent of the Nation's population and all four census regions of the United States. State laboratories were responsible for analyzing fresh and processed fruit and vegetable samples. The National Science Laboratory in Gastonia, NC, was responsible for analyzing corn and soybean grain.

Laboratory services were provided by the States of California, Florida, Michigan, New York, Ohio, Texas, and Washington, along with the USDA National Science Laboratories (NSL). Together, these States represent nearly 50 percent of the Nation's population and all four census regions of the United States. They also represent major U.S. producers of fruit and vegetables.

The AMS Monitoring Programs Division (MPD) is responsible for overall management of PDP, including cooperative agreements with the States, sampling and laboratory testing approaches, and data management and analysis. Each year, MPD works closely with EPA and FDA to select commodities and pesticides for testing.

Commodities and pesticides are prioritized by MPD based on EPA and/or FDA data needs. Typically, the selected commodities represent the highest U.S. consumption rates, with an emphasis on foods consumed by infants and children. Due to budget limitations, the high consumption commodities are cycled through the program approximately every 5 years rather than tested continuously. Specialized commodities (e.g., fresh herbs) are added to the rotation as data are needed. Fresh fruit and vegetable commodities typically remain in the program for 2 years to consider two full growing seasons, thereby capturing changes due to seasonality or year-to-year variations. Processed products, as well as dairy, fish, and grains, are typically tested for 1 full

year. All commodity rotations are provided in the PDP Program Plans prior to the start of sampling and are shown in table 1 for 2022. A total of 130 commodities have been tested by PDP from the beginning of the program (in 1991) through 2023 (appendix A).¹

Fruit and vegetable samples are collected at terminal and wholesale markets² and distribution centers from which food commodities are supplied to supermarkets and grocery stores. Sampling at these locations allows for residue measurements that include pesticides applied during crop production and those applied after harvest (such as fungicides, growth regulators, and sprouting inhibitors) and considers residue degradation while food commodities are in storage. Participation as a PDP sampling site is voluntary, which sets it apart from State and Federal enforcement programs. In 2022, 499 sites granted access and provided information, including site volume data, to sample collectors. Voluntary cooperation is important to PDP and makes it possible to adjust sampling protocols in response to fluctuations in food distribution and production.

Pesticides prioritized for screening by the PDP include those with current registered uses for the commodity being tested and compounds for which toxicity data and preliminary estimates of dietary exposure indicate the need for more extensive or updated residue data. PDP may also monitor pesticides for which EPA has modified use directions (i.e., reduced application rates or frequency) as part of risk management activities. In addition, PDP tests for selected pesticides that may not have U.S. tolerances but are used in other countries that export commodities to the United States. Appendixes B, C, D, E, and F list specific pesticides tested in fruits and vegetables, corn grain, soybean grain, peanut butter, and butter samples, respectively. Environmental contaminants, or pesticides whose uses have been canceled in the United States, but their residues persist in the environment, are consolidated into appendix G, which summarizes findings for these chemicals across all commodities.

II. Sampling Operations

A. Conceptual Framework

The goal of the PDP sampling program is to obtain a statistically valid representation of the U.S. food supply. PDP data reflect actual pesticide residue exposure from food. Using a rigorous statistical design, PDP has developed extensive procedures that ensure samples are randomly selected from the national food distribution system and reflect what is typically available to the consumer throughout the year across the U.S.

Nine States currently participate in PDP—California, Colorado, Florida, Maryland, Michigan, New York, Ohio, Texas, and Washington. The initial participating States in 1991 (California, Florida, Michigan, New York, Texas, and Washington) were selected based on agricultural production, analytical capabilities, population, and regional/geographic distribution with all four U.S. Census Regions (West, South, Midwest, and Northeast) represented. Later, in 1993, Colorado joined to represent the Mountain Division of the Western Region and Ohio to further represent the densely populated East North Central Division of the Midwest Region. Maryland was added in 1997 to represent the South Atlantic Division of the Southern Region. Today, these States together represent about 50 percent of the Nation's population and all four census regions of the United States.

Commodities chosen for inclusion in the program are based on EPA data needs. Foods selected for testing are high-consumption items with a strong focus on the foods that compose the diets of infants and children. Each fresh commodity is sampled and tested for 2 years in order to capture annual and seasonal variability. High-consumption items are typically rotated in and out of the program every 5 years; for example, apples, lettuce, and oranges are retested and the data refreshed every 5 years.

PDP targets a minimum of 600 samples per commodity per year in order to provide an accurate statistical representation for a given commodity.

² Terminal markets are facilities where wholesalers receive large quantities of fresh fruit and vegetables by rail, truck, and air from around the world for sale to grocers, restaurants, institutions, and other businesses. Terminal markets are often located in metropolitan areas at or near major transportation hubs.

¹ The U.S. National Residue Program (NRP) administered by the U.S. Department of Agriculture's (USDA), Food Safety and Inspection Service (FSIS) monitors pesticide residues for meat, poultry, and egg products.

PDP collects additional samples to allow apportionment among the participating States over a 12-month period and to allow for a small sample overage for any missed, damaged, or unusable samples. Participating State population figures are used to apportion the number of samples scheduled for collection by each State (for more detail, see the 2022 Sampling Operations later in this section). PDP sampling operations may be adjusted according to product availability. For example, plums and peaches may be oversampled during the summer months to make up for low availability during winter months. In some cases, frozen product is allowed as an alternative to fresh when the fresh commodity is not available (e.g., peaches).

PDP samples are collected at terminal markets and warehouse distribution centers, close to the point of consumption. Participating State agencies compile and maintain lists of these sampling sites. In 2022, 499 sites granted access to sample collectors. The States provide AMS and the USDA, National Agricultural Statistics Service (NASS) with annual volume information for commodities distributed at these sites. Based on this information, sites are assigned volume indicators compared to other sites in the same State. This volume indicator is used to ensure larger sites are selected more frequently than smaller sites. This information is used to weigh the site to determine the probability for sample selection. For example, a weight of 10 may be given to a site that distributes 100,000 pounds of produce annually and a weight of 1 is given to a site that distributes 10,000 pounds. This site selection method, termed probability-proportionate-to-size (PPS), then results in the larger site being 10 times more likely to be selected for sampling than the smaller site.

Each participating State works with NASS to develop statistical procedures for site weighting and selection. States are also given the option to have NASS perform their quarterly site selection. The number of sampling sites and the volume of produce distributed by the sites vary greatly among States. Sampling plans that include sampling dates, sampling sites, targeted commodities, and testing laboratories are prepared by each State on

a quarterly basis. Collection of commodities is randomly assigned to weeks of the month, prior to selection of specific sampling dates within a week. Sample information is captured at the time of collection for inclusion in the PDP database.

Onsite Reviews: MPD staff chemists perform onsite reviews of sampling operations to determine compliance with PDP standard operating procedures (SOPs). Improvements in sampling, packing, chain-of-custody, and electronic data transmission procedures are made as a result of onsite reviews.

B. Sampling Procedures

At the sampling site, PDP sample collectors select a random sample of the scheduled commodity. Collectors use established procedures to prevent cross-contamination and maintain chain-of-custody. PDP State sample collectors are trained to adhere to detailed program SOPs that provide criteria for site selection and specific instructions for sample selection, shipping and handling, and chain-of-custody. SOPs are updated as needed and serve as a technical reference in conducting program sampling reviews to ensure program goals and objectives are met. PDP sampling SOPs are available on the website: www.ams.usda.gov/datasets/pdp/pdp-standard-operating-procedures. On a quarterly basis, sample collectors are provided with Commodity Fact Sheets that list specific collection details for the individual commodities in the program.

Temperature-sensitive samples are packed in temperature-controlled containers for shipment to the laboratory. Holding temperatures are preserved throughout transit time with the inclusion of ample frozen cold packs and insulating materials. Samples that do not require temperature control are shipped in well-cushioned containers. To preserve sample integrity, most samples are shipped the same day by overnight delivery. Nonperishable processed commodities such as peanut butter are often shipped by ground transportation to reduce shipping costs. Corn and soybean grain samples are collected in pesticide-free polyethylene bags and shipped in canvas pouches or boxes by ground transportation to the laboratory where the samples are refrigerated pending analysis.

Electronic Sample Information Forms (e-SIFs) are used to capture sample information and to maintain chain-of-custody. Sample collectors use tablets or laptop computers to record sample identification information such as: (1) State of sample collection, (2) collection date, (3) sampling site code, (4) commodity code, and (5) testing laboratory code. Information from these five data elements is combined to form a unique PDP identification number for each sample.

Other available information about each sample is also recorded, such as collector name; the country of origin; product variety; production claims such as organic; expiration date; and grower, packer, and/or distributor locations. The e-SIFs are sent electronically the same day as sample collection or, at the latest, by the next morning after collection to ensure that sample information is received at each laboratory by the time samples arrive for analysis. Refer to Section IV on Database Management for more information on the e-SIF system.

Because most PDP samples are collected at distribution centers, terminal markets, and other wholesalers, entire cases must be obtained while a significantly smaller portion is sent to the laboratory for testing. For example, if a 20-pound case of apples is collected and a 5-pound sample is sent for testing, the remaining 15 pounds are typically donated. In most cases, the excess samples are donated to organizations such as local food banks, churches, and other charities. PDP often provides the only fresh commodity donations available to these organizations. In 2022, PDP State participants donated approximately 50,000 pounds of food to local charities.

C. 2022 Sampling Operations

The number of fruit, vegetable, nut, and dairy samples collected in each participating State is determined by State population. The monthly collection schedule for all 2022 commodities is shown in table 1.

The total number of samples collected in each State for each commodity is listed in table 2. Table 3 lists the acceptable product types for each

collected commodity as seen on Commodity Fact Sheets provided to sample collectors. For all commodities, excluding corn and soybean grain, domestic or imported and organically grown or conventionally grown products are acceptable. In 2022, excluding corn and soybean grain, 5.8 percent of the tested samples were organic (568 of 9,748). A summary report of findings by claim or origin may be found by using the online PDP Database search tool at <https://apps.ams.usda.gov/pdp>.

State population figures are used to assign the number of fruit, vegetable, nut, and dairy samples scheduled for collection each month. During 2022, the monthly number of samples assigned for each State included: California, 13; Colorado, 2; Florida, 7; Maryland, 4; Michigan, 6; New York, 9; Ohio, 6; Texas, 8; and Washington, 4. This schedule resulted in a monthly target of 59 samples per commodity or 708 samples per commodity per year.

In 2022, fruit, vegetable, nut, and dairy samples were randomly collected by trained State inspectors at terminal markets and large chain store distribution centers throughout the country. Surrogate or “proxy” sites (retail markets) are used to collect these samples when the commodity of interest is unavailable at a terminal market or distribution center. In these instances, the commodity is selected in the rear storage area of the retail facility to eliminate possible contamination by the consumer and to capture sample information from product boxes. In 2022, 33.3 percent of fresh and processed samples were collected at proxy sites. The commodities most often collected at these facilities were frozen peaches, peanut butter, and all baby food varieties.

The total number of samples per commodity and the percentage of each that were either domestic, imported, or of unknown origin are shown in figure 2. The origin of some fresh commodities can vary greatly throughout the year. An example of variation in sample origin can be found in figure 3, where differences in origin (domestic versus import) are depicted by month for grape and watermelon samples.

Commodity	Jan-Mar	Apr-Jun	Jul-Sep	Oct-Dec	End Date
Baby Food, Green Beans					Sep-23
Baby Food, Peaches					Sep-23
Baby Food, Pears					Sep-23
Baby Food, Sweet Potatoes					Sep-23
Blueberries, Fresh					Sep-22
Blueberries, Frozen					Sep-22
Butter					Sep-22
Carrots					Mar-22
Celery					Jun-23
Corn Grain					Jun-22
Grapes					Dec-23
Green Beans					Sep-22
Mushrooms					Dec-23
Peaches, Fresh					Dec-22
Peaches, Frozen					Dec-22
Peanut Butter					Dec-22
Pears					Dec-22
Plums					Jun-23
Potatoes					Mar-24
Soybean Grain					Jan-23
Summer Squash					Sep-22
Tomatoes					Dec-23
Watermelon					Sep-23

Table 1. Pesticide Data Program (PDP) Commodity Collection Schedule for 2022.

Samples are most often collected for a 2-year time period. Commodities are initiated or terminated in different quarters of the year so that new commodities are not brought into the program all at the same time. This table illustrates time ranges for the listed commodities. See Appendix A for the complete PDP commodity history (May 1991 through December 2023).

Fresh and processed fruit, vegetable, nut, and dairy samples originated from 43 States and 19 foreign countries (refer to appendix H). Corn and soybean grain samples are excluded from appendix H because these commodities rely on a different sampling frame.

D. Fresh and Processed Commodities

Of all samples collected and analyzed in 2022, 80 percent (8,512 of 10,665) were fruit and vegetables, including fresh and processed products. The fresh commodities collected for PDP were blueberries, carrots, celery, grapes, green beans, mushrooms, peaches, pears, plums, potatoes, summer squash, tomatoes, and watermelon. The processed

commodities included baby food green beans, baby food peaches, baby food pears, baby food sweet potatoes, frozen blueberries, and frozen peaches.

Fresh and frozen fruit and vegetable samples weighed either 3 or 5 pounds, except for blueberries where the sample size was 1 pound. Three pounds were collected for smaller, low-weight commodities such as green beans and mushrooms, and 5 pounds were collected for larger, high-weight commodities such as potatoes and watermelon. A sample size of 16 ounces was collected for baby food commodities and frozen blueberries and peaches.

Pesticide Data Program—Annual Summary, Calendar Year

State	BB	CE	CR	GB	GR	MU	PC	PE	PO	PU	SS	TO	WS	Total Fresh
California	100	155	39	117	154	155	97	156	117	121	117	156	156	1,640
Colorado	16	24	6	17	24	24	11	24	18	20	18	24	23	249
Florida	59	84	21	63	84	84	50	84	63	77	63	84	84	900
Maryland	36	47	12	34	48	48	28	48	36	39	36	48	47	507
Michigan	53	72	18	54	72	72	37	72	54	64	54	72	72	766
New York	72	108	27	81	108	108	63	108	79	93	80	108	108	1,143
Ohio	39	72	18	54	72	72	41	72	54	65	54	72	75	760
Texas	71	95	24	74	96	96	67	96	72	74	72	96	96	1,029
Washington	36	49	12	36	48	48	25	48	36	40	36	49	48	511
TOTAL	482	706	177	530	706	707	419	708	529	593	530	709	709	7,505

State	BZ	HZ	IG	IH	IP	IS	Total Processed	Total Fresh & Processed F&V	Dairy		Nuts	
									BU	PB		
California	17	60	39	36	39	39	230	1,870	117	154		
Colorado	4	15	5	7	6	6	43	292	18	24		
Florida	4	33	21	21	21	21	121	1,021	63	84		
Maryland		19	12	12	12	12	67	574	36	47		
Michigan	1	35	18	18	18	18	108	874	54	72		
New York	9	45	27	26	27	27	161	1,304	81	108		
Ohio	15	28	18	18	18	18	115	875	54	72		
Texas	1	10	23	21	24	24	103	1,132	72	96		
Washington		13	10	12	12	12	59	570	36	48		
TOTAL	51	258	173	171	177	177	1,007	8,512	531	705		

Commodity Legend	
BB = Blueberries, Fresh	IS = Baby Food, Sweet Potatoes
BZ = Blueberries, Frozen	MU = Mushrooms
BU = Butter	PB = Peanut Butter
CE = Celery	PC = Peaches, Fresh
CR = Carrots	PE = Pears
GB = Green Beans	PO = Potatoes
GR = Grapes	PU = Plums
HZ = Peaches, Frozen	SS = Summer Squash
IG = Baby Food, Green Beans	TO = Tomatoes
IH = Baby Food, Peaches	WM = Watermelon
IP = Baby Food, Pears	

Table 2. Distribution of Samples Collected by Each Participating State.

This table includes those commodities collected at terminal markets, distribution centers, and retail markets.

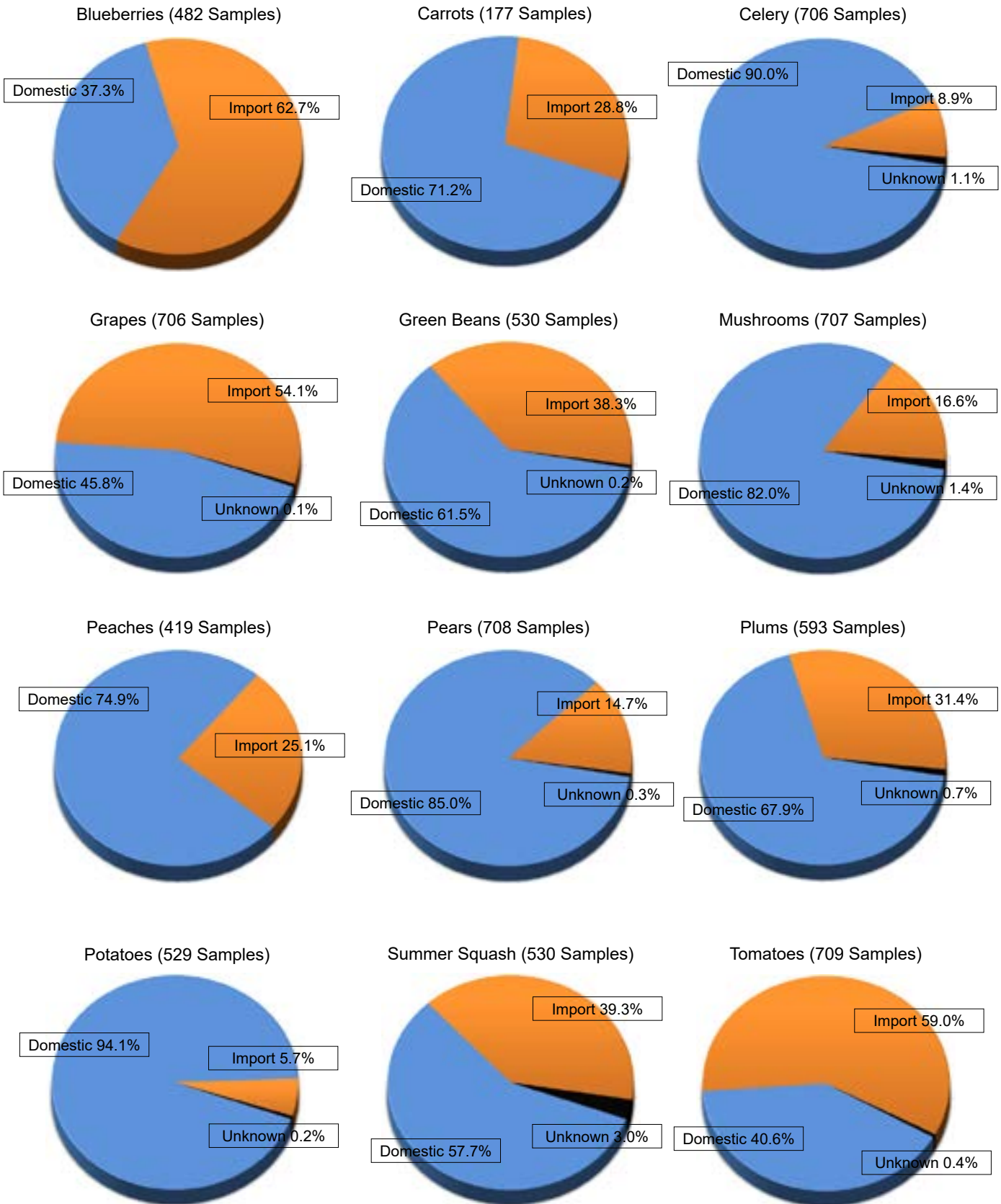
Pesticide Data Program—Annual Summary, Calendar Year

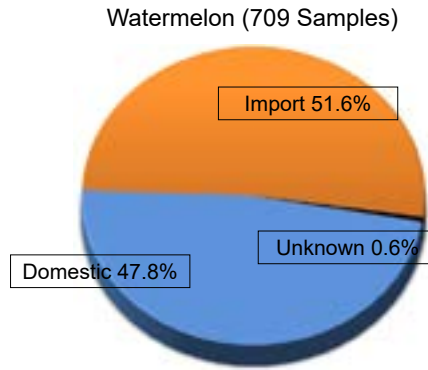
Commodity	Acceptable Products
Baby Food - Green Beans	Puréed green beans baby food Stage 1 (First Food) or Stage 2 (Second Food). Stage 1 or 2 green bean baby food. May contain DHA, ARA, choline, vitamin E, or gelatin. Container may be glass or plastic. Sample size: 16 ounces.
Baby Food - Peaches	Puréed peach baby food Stage 1 (First Food) or Stage 2 (Second Food). Stage 1 or 2 peach baby food. May contain DHA, ARA, choline, vitamin E, ascorbic acid, citric acid, or gelatin. White grape juice concentrate or lemon juice concentrate are acceptable ingredients. Container may be glass or plastic. Sample size: 16 ounces.
Baby Food - Pears	Puréed pear baby food Stage 1 (First Food) or Stage 2 (Second Food). Stage 1 or 2 pear baby food. May contain DHA, ARA, choline, vitamin E, ascorbic acid, citric acid, or gelatin. Lemon juice concentrate is an acceptable ingredient. Container may be glass or plastic. Sample size: 16 ounces.
Baby Food - Sweet Potatoes	Puréed sweet potato baby food Stage 1 (First Food) or Stage 2 (Second Food). Stage 1 or 2 sweet potato baby food. May contain DHA, ARA, choline, vitamin E, ascorbic acid, or gelatin. Container may be glass or plastic. Sample size: 16 ounces.
Blueberries	Any fresh, whole blueberry; cultivated (Highbush) or wild (Lowbush). Fresh are preferred, but frozen are acceptable. Sample size: 1 pound.
Blueberries, Frozen	Frozen blueberries; cultivated (Highbush) or wild (Lowbush). Individually quick frozen (IQF) or frozen in own juices. Fresh are preferred, but frozen are acceptable. Sample size: 1 pound.
Butter	Salted or unsalted sweet butter in cubes or sticks. Sample size: 1 pound.
Carrots	Fresh, whole carrots, with or without tops. Sample size: 5 pounds.
Celery	Fresh, whole celery. Sample size: 5 pounds.
Corn Grain	Corn grain from domestic lots representing trucks, hopper cars, and barges. Sample size: 500 grams.
Grapes	Fresh table grapes. White/green, red, purple/blue, or black. Sample size: 3 pounds.
Green Beans	Fresh green string beans. Whole or pre-cut. Sample size: 3 pounds.
Mushrooms	Fresh whole white (Agaricus/button) or brown (cremini or portabella) mushrooms. Sample size: 3 pounds.
Peaches	Fresh whole peaches. Red or white. Clingstone, freestone, or semi-freestone. Attempt to select peaches that are not overly ripe or soft to the touch. Sample size: 5 pounds.
Peaches, Frozen	Frozen peaches; whole, halved, sliced, or cut. Fresh are preferred, but frozen are acceptable when fresh are unavailable. Sample size: 5 pounds.
Peanut Butter	Creamy (or Smooth) Peanut Butter only. Sample size: 1 pound.
Pears	Fresh whole pears. Sample Size: 5 pounds.
Plums	Fresh whole plums. Any color is acceptable. Hybrids of plums with apricots, such as plumcots, pluots, or dinosaur eggs (this includes interspecific plums with a PLU of 3278). Sample Size: 5 pounds.
Potatoes	Fresh whole potatoes (Russet, White, Yellow, and Red). No individual size requirements (U.S. No.1 or U.S. No.1 size A are the preferred sizes because they are the most widely consumed). Sample size: 5 pounds.
Soybean Grain	Soybean grain from domestic lots representing trucks, hopper cars, and barges. Sample size: 500 grams.
Summer Squash	Fresh whole zucchini, yellow squash, or crookneck squash. Sample size: 5 pounds (minimum 2 units).
Tomatoes	Fresh tomatoes (regular round varieties) or Plum/Roma® tomatoes. Green tomatoes. Sample size: 5 pounds.
Watermelon	Fresh whole watermelon, including seeded and seedless varieties. Watermelon cut into halves or quarters or sliced watermelon with rind ONLY if whole is not available. Sample size: 5 pounds (can be 1 unit if at least 5 pounds or multiple units to reach 5 pounds).

Table 3. Acceptable Products for Collected Commodities.

This table lists the acceptable products for each collected commodity as seen on the Commodity Fact Sheets provided to sample collectors. For all commodities, domestic or imported and organically grown or conventionally grown products are acceptable.

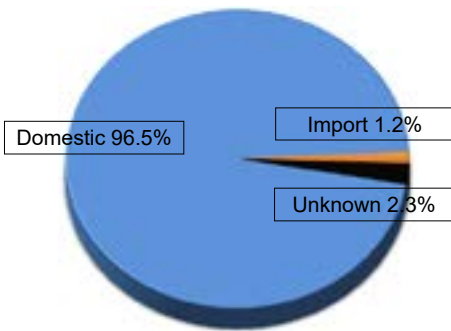
A. Fresh Fruit and Vegetable Samples



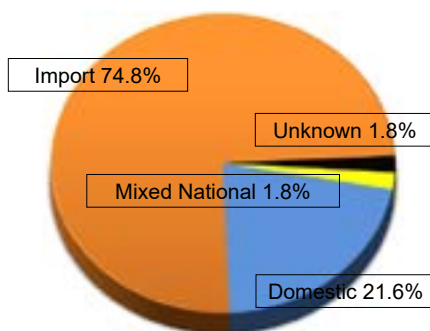


B. Processed Fruit and Vegetable Commodities

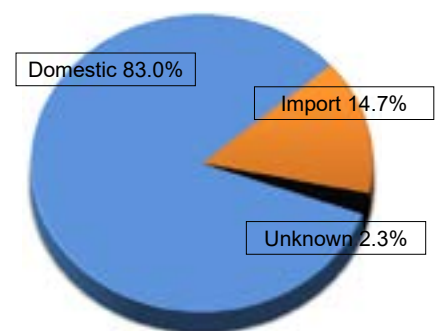
Baby Food, Green Beans (173 Samples)



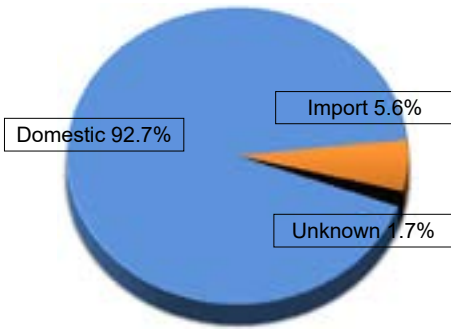
Baby Food, Peaches (171 Samples)



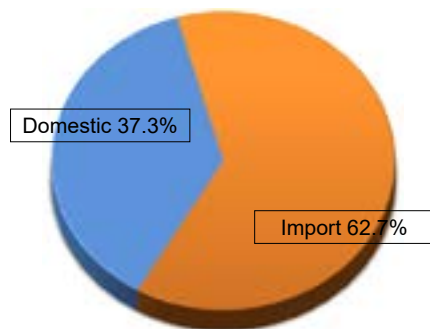
Baby Food, Pears (177 Samples)



Baby Food, Sweet Potatoes (177 Samples)



Blueberries, Frozen (51 Samples)



Peaches, Frozen (258 Samples)

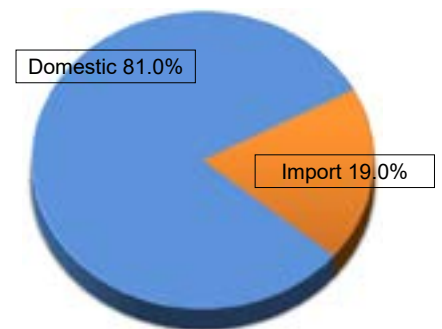


Figure 2. Commodity Origin.

This figure depicts the proportion of commodity origin (domestic, import, unknown, and mixed national origin) for each fresh and processed fruit and vegetable product tested in 2022.

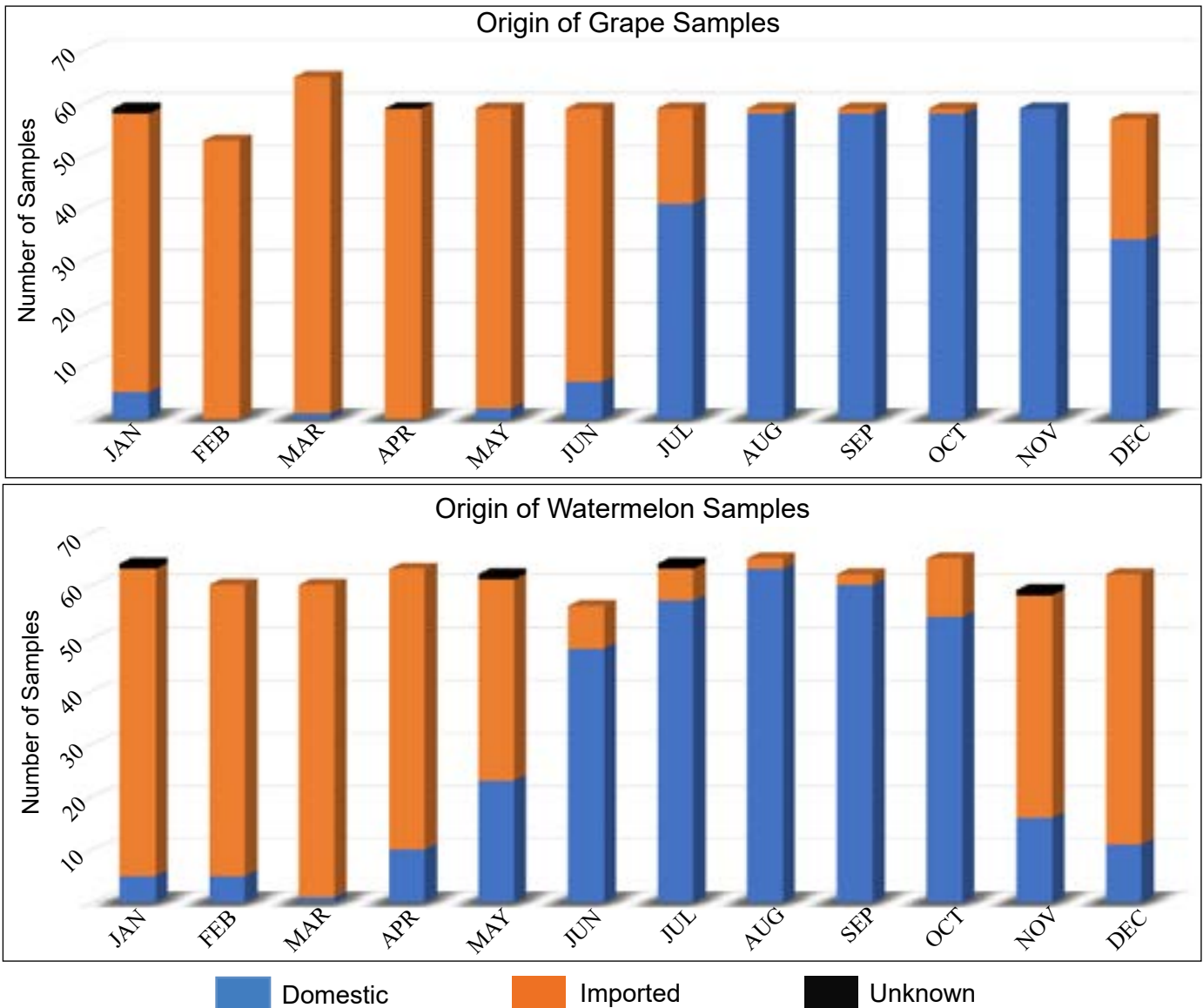


Figure 3. Origin of Selected Fresh Commodity: Grape and Watermelon Samples.
 Differences in origin (domestic vs. import) are illustrated by month.

E. Grain Spotlight

In 2021, PDP resumed collaboration with our partners at the USDA, AMS Federal Grain Inspection Service (FGIS), for the collection of raw grain agricultural commodities. PDP last worked with FGIS (formerly part of the Grain Inspection, Packers and Stockyards Administration (GIPSA)) in 2012. FGIS has previously collected barley, corn, soybean, and wheat grain samples for the PDP. As FGIS supervises the country’s official grain inspection and weighing system, they have the knowledge, skills, and access to collect high quality grain samples for the PDP. Grain samples collected by FGIS differ from the typical PDP samples in the following two ways:

- Samples are collected much earlier in the food distribution chain (i.e., closer to farm gate than consumer).
- Samples collected are not the final consumed product (i.e., raw grain).

Sampling and analysis of the unprocessed grain raw agricultural commodity allows for PDP data users to get insights for a wide variety of food commodities made from grain, as opposed to individually sampling each finished grain product.

Grain Sampling and Analysis

Corn and soybean grain samples were collected at random from hopper cars and barges by trained USDA, FGIS inspectors. Grain slated for export was excluded from the sampling scheme. Sample information for corn and soybean grain included: Quality Assurance and Control System number, official agency collecting the sample, agency inspector, State of origin where the grain was grown, inspection point code, grain sampling location city and State, variety, carrier type (truck, rail hopper car, or barge), carrier identification code, collection date, and shipment date. Field offices/official agencies shipped corn and soybean grain samples to the National Grain Center (NGC) in Kansas City, Missouri, following FGIS chain of custody procedures. Hopper car and barge samples were held for up to 10 and 30 days, respectively, prior to being released to PDP. Hopper car samples were stored at room temperature prior to being shipped; barged samples were stored refrigerated. Samples selected for shipment to PDP were based on random selection. The sample size for corn and soybean grain was a minimum of 500 grams. Pesticide residue analysis was performed by the USDA National Science Laboratory (NSL) located in Gastonia, North Carolina.

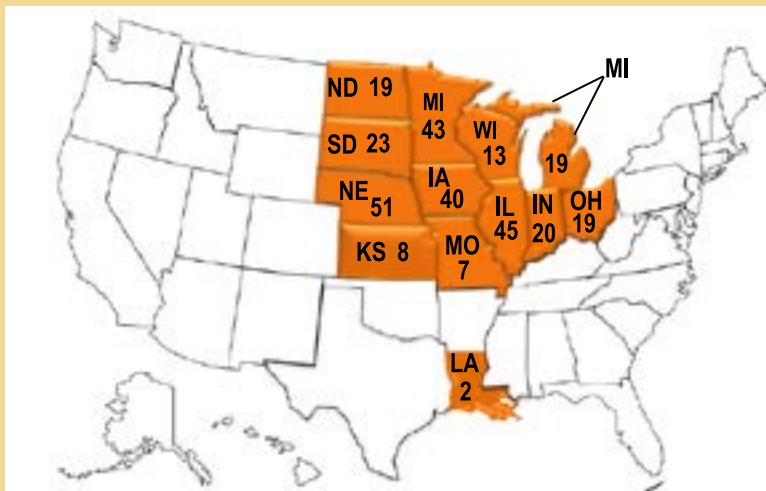


Figure 4. Location of Corn Grain Samples by Grower State. A total of 309 corn grain samples were collected in 2022. The samples originated from 13 States. Residue testing for all samples was performed by the USDA laboratory located in Gastonia, NC.

Corn Grain

In 2022, trained FGIS inspectors collected 309 corn grain samples for PDP. Samples were drawn from hopper cars. Corn grain samples were grown in 13 States. There were no imported corn samples; all were of domestic origin. The origin and number of samples grown in each State are displayed in figure 4.

Soybean Grain

During the 2022 soybean harvest season, including September 2022 through January 2023, trained FGIS inspectors collected 608 soybean grain samples for PDP. Samples were free from coarse foreign material as defined by FGIS Grain Inspection Handbook II: Grain Grading Procedures; Chapter 10 – Soybeans. Fine foreign material remained in the samples. Samples were drawn from hopper cars (88.8 percent of samples) and barges (11.2 percent of samples). Soybean grain samples were grown in 17 States. The U.S. soybean harvest generally begins in the southern region and moves north as the season progresses. For example, 67 percent of the soybean grain samples collected during September were from Louisiana. In subsequent months, sampling was concentrated in North Dakota, Minnesota, Nebraska, Illinois, and Iowa. There were no imported soybean grain samples; all were of domestic origin. The origin and number of samples grown in each State are displayed in figure 5.

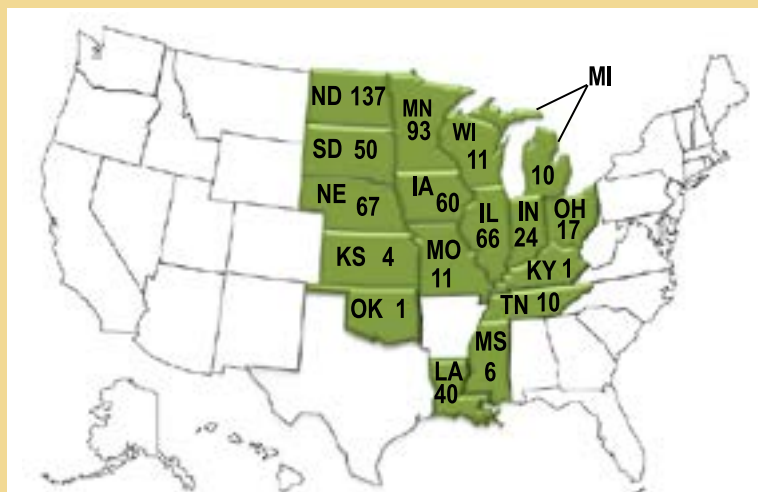


Figure 5. Location of Soybean Grain Samples by Grower State. A total of 608 soybean grain samples were collected in 2022 and January 2023. The samples originated from 17 States. Residue testing for all samples was performed by the USDA laboratory located in Gastonia, NC.

PDP looks forward to our continued partnership with FGIS for the sampling of additional grain commodities in the future.

F. Peanut Butter

In 2022, PDP collected and analyzed 705 peanut butter samples. Samples were collected from routine PDP sampling sites, which included major distribution centers and terminal markets, as well as proxy sites. The sample size for peanut butter was 1 pound. Analysis was performed by the California laboratory.

G. Butter

In 2022, PDP collected and analyzed 531 butter samples. Samples were collected from routine PDP sampling sites, which included major distribution centers and terminal markets, as well as proxy sites. The sample size for butter was 1 pound. Analysis was performed by the New York laboratory.

H. Sampling Limitations

Nine States from all four census regions of the United States participate in PDP. The States that participate account for about 50 percent of the U.S. population and the major agricultural production areas of the country, making them generally representative of the United States as a whole.

In 2022, PDP was granted access to 499 distribution centers, terminal markets, and wholesale/retail markets within the participating States. The total number of distribution centers, terminal markets, and wholesale/retail markets within the participating States is difficult to establish since existing sites may go out of business or merge and new sites may open during the year. However, there is no evidence to believe that sites within the States that participate differ significantly from those that do not participate. Since these sites are similar throughout the State, they are representative of all sites in the State.

Sometimes it is necessary to replace the site that was originally selected using PPS. In those cases, an alternate site is selected from the master site list by the State personnel to replace the original site. Whenever possible, a site of similar size in the same region as the original site is chosen as the replacement. Additionally, the availability of a specific commodity may necessitate a change in site selection. For example, plums may be

collected from an alternate site if the primary site is out of stock.

III. Laboratory Operations

A. Overview

Seven State laboratories and one Federal laboratory performed analyses for PDP. These laboratories are equipped with instrumentation capable of detecting residues at very low levels. Laboratory staff members receive intensive training and must demonstrate analytical proficiency on an ongoing basis. Laboratory scientists continually test new technologies and develop new techniques to improve the levels of detection. Any major change in methodology and instrumentation is evaluated, and its soundness demonstrated and documented by means of method validation modules in accordance with PDP SOPs.

B. Fresh and Processed Commodities

A total of 8,512 fresh and processed fruit and vegetable samples were tested for 584 parent pesticides, metabolites, degradates, and/or isomers, plus 20 environmental contaminants using Multi-Residue Methods (MRMs). Pesticides prioritized for screening by PDP include those with current registered uses for the commodity being tested and compounds for which toxicity data and preliminary estimates of dietary exposure indicate the need for more extensive residue data.

Upon arrival at the testing laboratory, samples of fresh commodities were visually examined for acceptability and discarded if determined to be inedible (decayed, extensively bruised, or spoiled). Laboratories are permitted to refrigerate incoming fresh fruit and vegetable samples of the same commodity up to 72 hours to allow for different sample arrival times from collection sites. Frozen and canned commodities may be held in storage (freezer or shelf) until the entire sample set is ready for analysis.

Coronavirus prevention measures extending into 2022, and other factors, led to laboratory delays in reporting sample results. Per the PDP SOP, sample results are to be transmitted by the laboratories no more than 90 days from the date of receipt of samples. During 2022, 555 samples

of celery and fresh/frozen peaches, 583 samples of potatoes and tomatoes, and 313 samples of fresh/frozen blueberries and plums samples were held frozen for more than 90 days before analysis, (91–243 days). The data from these samples have been annotated with a special extraction code in the downloadable/searchable PDP data set for 2022.

Each sample is prepared according to the procedures detailed in table 4, which lists the steps for preparing each commodity for analysis as defined in the PDP Laboratory Sample Processing and Analysis SOP. For all commodities, the sample is chopped, mixed, or blended until a visually homogeneous mixture is attained.

Samples are separated into analytical portions (aliquots) for analysis. If testing cannot be performed immediately, the entire analytical set is frozen at -40 °C or lower according to PDP's Quality Assurance/Quality Control (QA/QC) requirements. Surplus aliquots not used for the initial testing are retained frozen in case replication of analysis or verification testing is required.

For analysis of fruit and vegetable samples, testing laboratories use various Quick, Easy, Cheap, Effective, Rugged and Safe (QuEChERS)-based approaches.³ All MRMs are determined, prior to use and through appropriate method validation procedures, to produce equivalent data for PDP analytical purposes. PDP laboratories use gas chromatography (GC) and liquid chromatography (LC) instrumentation, coupled with tandem mass spectrometry (MS/MS) detection systems for the simultaneous identification/confirmation and quantitation of pesticides. The GC-MS/MS and LC-MS/MS systems allow the program to capture data for a broad spectrum of pesticides, including emerging product chemistries.

C. Corn Grain

USDA's National Science Laboratory (NSL) tested 309 samples of field corn grain that originated from 13 States (figure 4). A total of 115 parent pesticides, metabolites, degradates and/or isomers, including glyphosate and its aminomethylphosphonic acid (AMPA) metabolite,

plus 8 environmental contaminants were screened in corn grain samples. Samples were prepared according to the procedures detailed in table 4. Samples were extracted using a modification of the QuEChERS method and multiresidue analyses were performed using GC-MS/MS, GC-MS/MS-Negative Chemical Ionization, and LC-MS/MS. Glyphosate and AMPA were screened by LC-MS/MS using specialized methods.

D. Soybean Grain

USDA's NSL tested 608 soybean grain samples for a total of 149 parent pesticides, metabolites, degradates and/or isomers, including glyphosate and its aminomethylphosphonic acid (AMPA) metabolite, plus 14 environmental contaminants. Samples were prepared according to the procedures detailed in table 4. Samples were extracted using a modification of the QuEChERS method and multiresidue analyses were performed using GC-MS/MS, and LC-MS/MS. However, the multiresidue extraction method and the instrumentation configuration chosen by the laboratory for MRM analysis impacted soybean grain Limits of Quantitation (LOQ) and the number of compounds tested. The extraction method used by the laboratory had insufficient sample concentration (0.4 g/mL), resulting in an LOQ multiplier of 2.5, which is higher than usual and resulted in generally higher LOQs for the soybean grain commodity. This method was chosen due to difficulties encountered by the laboratory with the soybean grain matrix at higher sample concentrations. The choice of a less difficult extraction method, along with a relatively short window of time to validate a method for soybean grain, limited the overall number of fully validated compounds for this commodity.

PDP has published the soybean grain results despite the limitations mentioned above of the data and plans to analyze the commodity again in the near future. NSL has identified a more appropriate extraction method and instrumentation configuration that will ensure lower LOQs and allow for a higher number of fully validated compounds in the future.

³ M. Anastassiades, S.J. Lehotay, D. Stajnbaher and F.J. Schenck, "Quick, Easy, Cheap, Effective, Rugged and Safe (QuEChERS) Method," J AOAC Int 86 (2003) 412.

Pesticide Data Program—Annual Summary, Calendar Year

Commodity	Sample Preparation Steps
Baby Food (Green Beans, Peaches, Pears, and Sweet Potatoes)	If the sample is comprised of a single container, simply weigh appropriate analytical portion. If the sample is comprised of multiple containers, combine and mix enough containers to achieve the target sampling size (16 ounces) and weigh appropriate analytical portion.
Blueberries	Wash blueberries by the handful or by using a colander and drain.
Blueberries, Frozen	The samples may be chopped while frozen, or to prevent damage to the chopper/homogenizer blades, the sample may be thawed in a refrigerator or in a room temperature water bath. Open the containers and pour the entire contents into the chopper/homogenizer.
Butter	If the sample is comprised of a single container, simply weigh appropriate analytical portion. If the sample is comprised of multiple containers, combine and mix enough containers to achieve the target sampling size (1 pound) and weigh appropriate analytical portion.
Carrots	If carrots have any visible dirt, hold each carrot under cold running tap water and gently scrub the entire surface with a clean vegetable brush to remove any loose soil and grit. Rinse and drain. With a clean, dry knife, remove stem cap portion from each carrot.
Celery	Using a clean, dry knife, remove the inedible portion of the stalk (i.e., the woody part at the base of the stalk) to allow the stems to separate. Do not remove the leaves unless discolored or damaged. Wash and drain.
Corn Grain	Pour entire grain sample into a container and mixed thoroughly to obtain a 500- gram sub-sample for homogenization. Grind the 500- gram subsample using an appropriate device. Tumble the resulting powder homogenate to obtain a homogeneous mixture.
Grapes	Wash and drain. Remove all stems and extraneous matter.
Green Beans	Wash and drain. Do not peel. Using a clean, dry knife, remove any stems that are present.
Mushrooms	Wash and drain. Using a clean, dry knife, slightly trim end pieces to remove any inedible/woody portions.
Peaches	Wash and drain. Do not peel. Remove stem and leaves if present. Using a clean, dry knife, cut the peach around the pit (i.e., without cutting through the pit). Remove the pit, being careful to remove as little of the meat as possible.
Peaches, Frozen	The samples may be chopped while frozen, or to prevent damage to the chopper/homogenizer blades, the sample may be thawed in a refrigerator or in a room temperature water bath. Open the containers and pour the entire contents into the chopper/homogenizer.
Peanut Butter	If the sample is comprised of a single container, simply weigh appropriate analytical portion. If the sample is comprised of multiple containers, combine and mix enough containers to achieve the target sampling size (1 pound) and weigh appropriate analytical portion.
Pears	Wash and drain. Do not peel. Remove stem, if present. Using a clean, dry knife, cut each pear in half or quarters and remove the core portion.
Plums	Wash and drain. Do not peel. Remove stem and leaves if present. Using a clean, dry knife, cut the plum around the pit (i.e., without cutting through the pit). Remove the pit, being careful to remove as little of the meat as possible.
Potatoes	Hold each potato under cold running tap water and gently scrub the entire surface with a clean vegetable brush to remove any loose soil and grit. Wash and drain.
Soybean Grain	Pour entire grain sample into a container and mixed thoroughly to obtain a 500-gram sub-sample for homogenization. Grind the 500-gram subsample using an appropriate device. Tumble the resulting powder homogenate to obtain a homogeneous mixture.
Summer Squash	Wash and drain. Using a clean, dry knife, remove end pieces.
Tomatoes	Wash and drain. Do not peel. Using a clean, dry knife, cut the tomato around the stem area. Remove any stem, being careful to remove as little of the meat as possible. The tomatoes may be quartered prior to homogenization.
Watermelon	Wash and drain. Using a clean, dry knife, cut each watermelon into quarters, and remove the rind. For large watermelons, take alternate quarters of each fruit and mechanically chop just until a visually homogeneous mixture is attained. For small watermelons, take the entire sample and mechanically chop just until a visually homogeneous mixture is attained. If only pre-cut is available, do not rinse watermelon. Remove the rind.

Table 4. Sample Preparation Steps for Analysis.

This table lists the steps for preparing each collected commodity for analysis as defined in the Laboratory Standard Operating Procedure. The wash and drain steps refer to a wash under cold running water for approximately 15-20 seconds to assure that all surfaces are rinsed, then a drain for at least 2 minutes. For all commodities, the sample is chopped, mixed, or blended until a visually homogeneous mixture is attained.

E. Peanut Butter

The California Department of Food and Agriculture (CDFA), Center for Analytical Chemistry, Food Safety Laboratory tested 705 peanut butter samples for a total of 496 parent pesticides, metabolites, degradates and/or isomers, plus 18 environmental contaminants. Samples were prepared according to the procedures detailed in table 4. Samples were extracted using a modification of the QuEChERS method and multiresidue analyses were performed using GC-MS/MS, and LC-MS/MS.

F. Butter

The New York Department of Agriculture and Markets, Food Laboratory Division tested 531 butter samples for a total of 196 parent pesticides, metabolites, degradates and/or isomers, plus 14 environmental contaminants. Samples were prepared according to the procedures detailed in table 4. Samples were extracted using a modification of the QuEChERS method and multiresidue analyses were performed using GC-MS/MS, and LC-MS/MS.

G. Quality Assurance Program

The primary objectives of the QA/QC program are to ensure the reliability of PDP data and the performance equivalency of the participating laboratories. Direction for the PDP QA program is provided through SOPs based on EPA Good Laboratory Practices, along with program-specific QA/QC requirements. The PDP SOPs provide uniform administrative and sampling procedures, as well as guidelines for laboratory operations and data analyses. The SOPs are revised annually to accommodate changes in the program and are aligned with International Organization for Standardization (ISO)⁴ requirements. PDP laboratories are accredited to ISO 17025 by the American Association for Laboratory Accreditation (A2LA), an internationally recognized accrediting body.

A Technical Advisory Group (TAG), comprised of laboratory Technical Program Managers and Quality Assurance Officers, is responsible for

annually reviewing program SOPs and addressing QA issues. For day-to-day QA oversight, PDP relies on the Quality Assurance Unit (QAU) at each participating facility. The QAU operates independently from the laboratory staff and is responsible for reviewing all data generated for PDP and for performing quarterly, internal program audits. Preliminary data review procedures are performed onsite by each laboratory's QAU. MPD staff conduct a final review of data for conformance with SOPs.

Method Performance Requirements: Laboratories are required to determine and verify the limits of detection (LODs) and LOQs for each pesticide/commodity pair. LODs depend on matrix, analyte, and methods used (extraction and instrumental). LODs for each pesticide/commodity pair are shown in the applicable crop results appendix. Additional method performance/validation requirements include modules for consistent instrument response (linearity), method range, and precision and accuracy.

Identification/Confirmation: Identification/confirmation is performed using mass spectrometry (MS) technologies. Residue levels greater than or equal to the LOD and below the LOQ are reported as below quantifiable level (BQL). BQLs are assigned values at one-half the LOQ and are used along with values greater than or equal to LOQ and nondetects in dietary risk assessments when appropriate.

Routine Quality Control (QC) Procedures: PDP procedures for QC are used to assess method and analyst performance during sample preparation, extraction, and cleanup. To maximize sample output and decrease the QC-to-sample ratio, samples are analyzed in analytical sets that include the test samples and the following components:

- Reagent Blank - For analysis of fruit and vegetables, an amount of distilled water, equivalent to the natural moisture content of the commodity, is run through the entire analytical process to confirm glassware cleanliness and system integrity.

⁴ "ISO" is not an acronym because the initials would be different in various official languages. "ISO" is adopted from the Greek word "isos" meaning equal.

- **Matrix Blank** - A previously analyzed sample of the same commodity, which contains either very low concentrations of known residues or no detectable residues, is divided into two portions. The first portion is used to determine background information on naturally occurring chemicals and the second to prepare a positive control or matrix spike.
- **Matrix Spike(s)** - Prior to extraction, a portion of the matrix blank is spiked with marker pesticides to determine the precision and accuracy of the analyst and instrument performance. Marker pesticides are compounds selected from different pesticide classes (e.g., organochlorines, organophosphates, carbamates, conazoles, imidazolinones, macrocyclic lactones, neonicotinyls, phenoxy acid herbicides, pyrethroids, strobilurins, sulfonyl urea herbicides, triazines, uracils), with physical and chemical characteristics representative of their corresponding pesticide class. Marker pesticides may be used to monitor recovery instead of spiking all pesticides. This use of marker pesticides optimizes the resources required to analyze the thousands of analyte/matrix combinations in the program while still allowing evaluation of daily recovery patterns.

In addition, each laboratory must perform matrix spikes at least quarterly for each analyte/crop combination it reports. Some laboratories choose to rotate spikes of all compounds on a set-by-set basis or spike all compounds analyzed with each set, so that the amount of spike recovery data obtained exceeds the minimum quarterly requirements previously stated. During 2022, PDP laboratories quantitated a total of 91,585 matrix spikes, with an overall mean recovery of 93.7 percent and an overall 21.8-percent coefficient of variation (percent C.V.). The percent C.V. is calculated as the standard deviation divided by the mean and then multiplied by 100.

- **Process Control Spike** - A compound with physical and chemical characteristics similar to those of the pesticides being tested is used to evaluate the analytical process on a sample-by-sample basis. Each of the analytical set components, except the reagent and matrix blanks, is spiked with process controls. During 2022, PDP laboratories

quantitated a total of 24,222 process controls in 10,665 samples, with an overall mean recovery of 97.6 percent and an overall 14.3-percent C.V. Of these process controls, 10 (0.04 percent) were reruns due to initial failure to meet PDP recovery criteria. The rerun values are not included in these statistics.

Proficiency Testing: All facilities are required to participate in PDP's Proficiency Testing (PT) program. To properly benchmark performance, PDP laboratories participate in the international Food Analysis Performance Assessment Scheme (FAPAS), administered by the Food and Environment Research Agency, Sand Hutton, York, United Kingdom. In 2022, PDP laboratories that routinely analyze fruit and vegetable samples via MRMs participated in one FAPAS round for tomato purée that contained 14 fortified analytes. Laboratories were evaluated based on z-scores for reported compounds, as well as any reported false negatives or false positives. PDP laboratories typically obtained z-scores in the range of +/-2, which is deemed satisfactory performance.

In addition, PDP laboratories participate in an internal PT program that is tailored to current PDP commodities and testing profiles. For this internal program, the California Department of Food and Agriculture QAU prepares and issues PT rounds designed in collaboration with MPD. Spiking compounds are selected with specificity and levels for each commodity. Fortification levels of selected analytes are generally 1 to 10 times the program LOQ for that commodity/compound pair. For each multiresidue round, one compound per set is typically repeated within the round to provide an indicator of repeatability. The resulting data are used to determine performance equivalency among the testing laboratories and to evaluate individual laboratory performance.

During 2022, PDP laboratories received two multiresidue fruit and vegetable PT rounds (summer squash and watermelon), each consisting of three test samples. The summer squash samples were fortified with a total of 12 different compounds, with endosulfan I spiked on 2 different samples. The watermelon samples were fortified with a total of 12 different compounds, with bendiocarb spiked on 2 different samples at the same level to evaluate

intra-laboratory (within the same laboratory) and inter-laboratory variability (between different participating laboratories). Laboratories were evaluated based on percent recovery for reported compounds, as well as any reported false negatives or false positives. PDP laboratories typically obtained recoveries within the range of 50–150 percent, which is acceptable performance under the PDP QC SOP.

Onsite Reviews: In addition to the onsite assessments performed by A2LA that are required to maintain ISO 17025 accreditation, MPD staff chemists perform onsite reviews of laboratory operations to determine compliance with PDP SOPs and provide a report of findings identifying potential areas of improvement. Improvements in sampling, chain-of-custody, laboratory, recordkeeping, and electronic data transmission procedures are made as a result of onsite reviews.

IV. Database Management

PDP maintains an electronic database that serves as a central data repository. The data captured and stored in the PDP database include sample collection and product information, residue findings, and process control recoveries for each sample analyzed, in addition to QA/QC fortified recoveries for each set of samples. Each calendar-year survey is stored in a separate database structure, which allows easier administration and data reporting. The PDP data pathway is illustrated in figure 6.

A. Electronic Data Path

PDP utilizes the Remote Data Entry (RDE) application, which is a customized software tool that allows participating State and Federal laboratories to electronically enter and transmit data. The RDE application is distributed, with all user interface software and database files residing on laboratory computers. The laboratory users need only Microsoft® Office tools to interface with the RDE application. Access is controlled through separate user login/password accounts and user access rights for the various system functions based on position requirements. File encryption is used to secure all data stored in and transmitted from the RDE application.

A separate Windows®-based application allows sample collectors to capture the standardized Sample Information Form (SIF) electronically on laptop or tablet computers. The e-SIF application generates formatted text files containing sample information that are emailed to MPD staff for central processing and distribution to the analyzing laboratories for import into the RDE application.

The RDE data entry screens have extensive editing functions and cross-checks built into the software to ensure valid values are entered for all critical data elements. This task is made easier by the practice of capturing and storing standardized codes for all critical alphanumeric data elements rather than their complete names, meanings, or descriptions. This coding scheme allows for faster and more accurate data entry, saves disk storage space, and allows the user to perform ad-hoc queries (data searches) on the database easily. The data entry screens also perform checks on numeric fields, dates, and other character fields to ensure entries are within established boundaries.

MPD staff chemists review the data online and then mark the data as ready-for-upload to the central PDP database. A separate upload tool passes the data to the PDP database, which is maintained using Microsoft® SQL Server and Access database tools. Access to the central PDP database is limited to MPD personnel and is controlled through password protection and user access rights.

B. Data Reporting

The MPD staff frequently receives requests for data from government agencies and interested outside parties. Ad hoc queries and custom reports are generated to fill such requests. An electronic library of data queries is maintained to generate standardized data summaries, including the data tables, charts, and appendixes in this annual summary. PDP calendar-year database files are made available for download from the PDP website. The data files on the website are delimited text files that contain a portion of the sampling data, all reported residue findings, and reference lists that can be used to interpret the standardized codes seen in the PDP data. The data files can be imported into defined database structures and manipulated using common database management software packages.

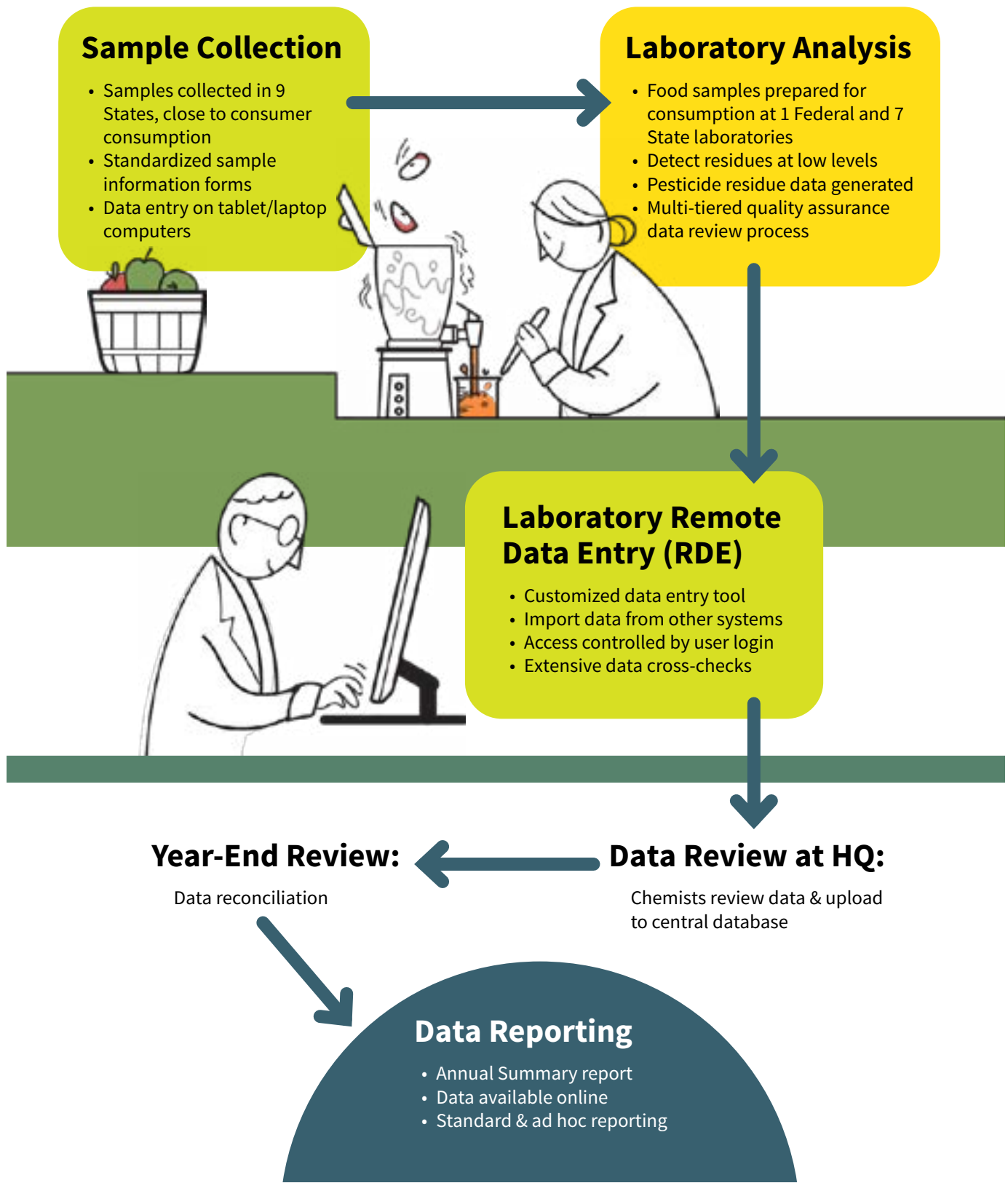


Figure 6. Pesticide Data Program (PDP) Data Pathway:
An illustration of PDP data path from sample collection through laboratory analysis and reporting.

C. Online Database Search Tool

An online PDP Database search tool is available for public use. The search tool allows anyone with internet access to search for PDP pesticide residue findings on commodities tested across all published years. Search criteria are selected from lists of all reported commodities, pesticides, and survey years. One of five output preferences is selected to show individual residue findings or summary data. The generated dataset can be exported to a comma-separated values (CSV) file. The search tool can be reached from any PDP website page or directly at <https://apps.ams.usda.gov/pdp>.

V. Sample Results and Discussion

A. Overview

In 2022, PDP conducted surveys on a variety of foods including fresh and processed fruit and vegetables, corn grain, soybean grain, peanut butter, and butter. Of the 10,665 samples analyzed in 2022, 8,512 were fresh and processed fruit and vegetable samples, 309 were corn grain samples, 608 were soybean grain samples, 705 were peanut butter samples, and 531 were butter samples. PDP testing methods are designed to detect low levels of pesticide residues. In 2022, over 99 percent of the samples tested had residues below the tolerances established by the EPA, with 27.6 percent having no detectable pesticide residue. The data reported by PDP illustrate that residues found in agricultural products sampled are at levels that do not pose risk to consumers' health and are safe according to EPA and FDA.

Appendix B tabulates the distribution of residue results for fruit and vegetables. Information included in this appendix are the number of samples analyzed for each compound, number and percent of samples with detections, range of concentrations detected, range of analytical LODs, and EPA tolerance levels. Appendixes C, D, E, and F tabulate the distribution of residue results for corn grain, soybean grain, peanut butter, and butter, respectively.

PDP laboratories tested foods for low levels of environmental contaminants. The selected contaminants were pesticides and are no longer used in the United States, but due to their

persistence in the environment, particularly in soil, these contaminants can be still taken up by plants. Appendix G tabulates the results for environmental contaminants across all commodities. Environmental contaminants are consolidated into a single appendix because they have no registered uses and are not applied to crops in the United States. These compounds are subject to FDA Action Levels (ALs) rather than tolerances. Because environmental contaminants continue to persist in the environment, they may be present in food commodities at generally low levels.

For fresh and processed fruit and vegetables, peanut butter, and butter, most of the collected and analyzed samples (70.0 percent) were produced in the United States, 29.2 percent were imports, less than 0.1 percent were of mixed national origin, and 0.8 percent were of unknown origin. Appendix H shows the distribution of sample origin by State or country. Of all samples collected and analyzed, approximately 23.0 percent (2,239 of 9,748) were grown, packed, and/or distributed in or from California, which is the leading agricultural production and most populous State. Corn and soybean grain are excluded from appendix H because the targeted corn and soybean grain samples rely on a different sampling frame and are not collected from routine PDP sample collection locations. The origins for the corn and soybean grain samples are shown in figures 4 and 5.

Food monitoring data, together with dietary consumption surveys, are used by EPA to estimate dietary exposure to pesticides to ensure the safety of existing pesticide uses. EPA uses all results reported by PDP, including sample results reported as below the LOD and those above the tolerance. PDP laboratories are required to establish LODs and report any instrumental response below the LOD as a non-detect. LODs are established experimentally for each pesticide/commodity pair and are reported with each data set. The number of nondetects can be used in conjunction with percent-crop-treated data to determine what proportion of these values may be counted as zero towards the dietary exposure. All individual sample data can be downloaded from the PDP website at www.ams.usda.gov/pdp or obtained by contacting MPD.

B. Import Versus Domestic Residue Comparisons

Information about the origin of each PDP sample is recorded when the sample is collected. Figure 2 illustrates the portion of the domestic and import component for each of the PDP fruit and vegetable commodities in 2022. The data generated by PDP reflect pesticide residues in foods, both domestic and imported products, available to the U.S. consumer. Many of the samples of fresh and processed commodities were almost entirely of domestic origin, such as baby food green beans (96.5 percent), potatoes (94.1 percent) and baby food sweet potatoes (92.7 percent), with only minor import (1.2 percent, 5.7 percent, and 5.6 percent, respectively) and unknown origins (2.3 percent, 0.2 percent, and 1.7 percent, respectively). Other fresh commodities, such as grapes and watermelon, were available from domestic growers part of the year and imported during the remaining months, as illustrated in figure 3.

Comparison of selected residues detected in imported versus domestic grapes and tomatoes can be found in appendix I. These commodity sets were selected to compare data where residues of the listed pesticides are present in greater than 5 percent of the total samples for the commodity. The comparison of individual pesticides between the countries of origin shows that the residue profiles for domestic and imported crops are significantly different, as would be expected due to differences in pest pressures and pesticides registered for use.

The grape data in appendix I show that acetamiprid, azoxystrobin, difenconazole, and pyrimethanil were detected more frequently in imported samples than in domestic samples. Difenconazole was the most frequently detected, in 64.9 percent of the samples from Chile, 40.2 percent of the Peruvian samples, and 4.6 percent of the U.S. samples. Buprofezin, cyflufenamid, methoxyfenozide, pydiflumetofen, pyraclostrobin and tetraconazole, were detected more frequently in domestic samples. For example, buprofezin was detected in 23.8 percent of the U.S. samples, 1.1 percent of the Chilean samples, and 7.4 percent of the Peruvian samples. Imidacloprid and fluopyram were detected with relatively equal frequency in the U.S., Chilean, and Peruvian samples.

The tomato data in appendix I show that compounds like azoxystrobin, boscalid, chlorfenapyr, clothianidin, flonicamid, flupyradifurone and spriomesifen, were detected more frequently in imported samples than in domestic samples. For example, azoxystrobin was detected in 21.2 percent of the samples from Mexico and 3.8 percent of the U.S. samples. Bifenthrin, dinotefuran, flutriafol, fluxapyroxad and pydiflumetofen were detected more frequently in domestic samples than in imports. For example, bifenthrin was detected in 27.4 percent of U.S. samples and 11.1 percent of Mexican samples. Buprofezin, cyprodinil, and propamocarb hydrochloride were detected with relatively equal frequency in both the U.S. and Mexican tomatoes.

All pesticides detected in this comparison of domestic and imported commodities had tolerances for the given commodity in the United States as shown in appendix I; however, the profiles of residue findings were markedly different in U.S. samples versus imported samples. The differences in residue detections between countries were likely due to the pesticides used in response to pest pressures based on differing environmental and climatic conditions as well as crop production and protection practices. Although differences were observed between domestic and imported sample residue profiles, as illustrated by the grape and tomato data in appendix I, the EPA-established tolerances were not exceeded for the vast majority of domestic and imported samples.

C. Postharvest Applications

Pesticides can be applied before and after harvest depending on the crop and approved label use. PDP data capture both preharvest and postharvest uses because samples are collected at points when all pesticide applications have already occurred. Pesticides applied postharvest are used primarily as fungicides (e.g., azoxystrobin, imazalil, o-phenylphenol, and thiabendazole) and growth regulators/sprouting inhibitors (e.g., chlorpropham). Some detections reported in appendix B most likely reflect postharvest applications to the raw agricultural commodity.

D. Discussion of Results

There are many pesticides registered for use on the same crop; however, not all registered pesticides are used at the same time or location. In 2022, 27.6 percent of the samples tested had no detectable pesticide residue, and over 99 percent of the samples tested had residues below the tolerances established by the EPA. Pesticide use is primarily dictated by local pest pressures and environmental conditions conducive to growth of pest populations, as well as the planting of susceptible varieties.

These differences are captured by PDP data, which reflect actual residues present in food grown in various regions of the United States and foreign countries. Thus, in evaluating consumer exposure to pesticides through the diet, EPA uses all available information provided by registrants, PDP, and others to verify that tolerances meet the safety standards set by FQPA. The presence of residues at levels below the established tolerance serves to ensure and verify the safety of the Nation's food supply.

Food commodities and the pesticides detected in at least 5 percent of samples tested for each commodity are shown in appendix J. The data shown include the range and mean of values detected and EPA tolerance references for each commodity/pesticide pair.

By virtue of the MRMs employed, PDP provides critical data that can be used by EPA to evaluate exposure to multiple residues from the same commodity. The data are crucial for assessments that consider cumulative exposure to pesticides determined to have common mechanisms of toxicity. The distribution of multiple pesticides occurring in samples tested during 2022 is presented in appendix K. These data indicate that 27.6 percent of all samples tested contained no detectable pesticides, 26.3 percent contained one pesticide, and 46.1 percent contained more than one pesticide. Parent compounds and their metabolites are combined to report the number of "pesticides" rather than the number of "residues." Environmental contaminants, listed in appendix G, have been excluded from this count of pesticides.

One sample of grapes and 1 sample of pear each contained residues of 18 pesticides. No residues found on either sample exceeded the established tolerances; however, one residue in the grape sample did not have a tolerance established. Multiple residue detections can result from the application of more than one pesticide on a crop during a growing season; in addition, several other factors can contribute to multiple detections. For example, unintentional spray drift in the field, planting of crops in fields previously treated with the pesticide, and/or transfer of residues of postharvest fungicides or growth regulators applied to other commodities stored in the same storage facilities could all contribute to residue detections.

In most cases, samples analyzed by PDP are composites of 3 to 5 pounds of commodity from the same lot. Therefore, the estimated concentrations for multiple residue detections in these composite sample results may or may not reflect the number or levels of pesticides in a single-serving item of a commodity.

E. Special Projects

Corn Grain: The USDA NSL conducted pesticide residue testing on 309 corn grain samples. Appendix C shows five distinct pesticides were detected in corn grain samples. The most frequently detected residue was for glyphosate, which was detected in 73 samples (23.6 percent). Malathion was detected in five samples (2.0 percent) and deltamethrin was found in one sample (0.3 percent). Chlorpyrifos and cypermethrin were each detected in two samples (0.6 percent). All residue detections were lower than the established tolerances for those compounds with established tolerances.

Soybean Grain: The USDA NSL conducted pesticide residue testing on 608 soybean grain samples. As noted in the Laboratory Operations section of this report, the multiresidue extraction method and the instrumentation configuration impacted soybean grain LOQs and the number of compounds fully validated. Appendix D shows that three different residues (including metabolites) corresponding to two distinct pesticides were detected in soybean grain samples.

The most frequently detected residue was for glyphosate, which was detected in 558 samples (91.8 percent). Aminomethylphosphonic acid (AMPA) was detected in 317 samples (52.1 percent) and malathion was found in 1 sample (0.2 percent). All residue detections were lower than the established tolerances for those compounds with established tolerances in 2022. See section III.D.

Peanut Butter: The California laboratory conducted testing for pesticide residues on 705 peanut butter samples. Overall, 13 distinct pesticides were detected in peanut butter samples (appendix E). The most frequently detected residue was piperonyl butoxide, which was detected in 201 peanut butter samples (28.6 percent). MGK-264 was detected in 16 samples (2.3 percent), pyrethrins was detected in 5 samples (0.7 percent) and flutriafol was found in 4 samples (0.6 percent). Pirimiphos-methyl and diphenylamine (DPA) were each detected in three samples (0.4 percent). Residues of cyfluthrin, deltamethrin, dicloran, permethrin total, pydiflumetofen, tebuconazole and thiabendazole were each found in one sample (0.1 percent).

Butter: The New York laboratory conducted testing for pesticide residues on 531 butter samples. Overall, 20 different residues (including metabolites and isomers) representing 19 distinct pesticides were detected in butter samples (appendix F). The most frequently detected residue was novaluron, which was detected in 193 butter samples (36.3 percent). Bifenthrin was detected in 143 samples (26.9 percent), total cyhalothrin was detected in 138 samples (26.0 percent), permethrin cis was detected in 77 samples (14.5 percent), and permethrin trans was found in 73 samples (13.7 percent). Piperonyl butoxide was found in 51 samples (9.6 percent), thiabendazole was found in 13 samples (2.4 percent), chlorpropham was found in 11 samples (2.1 percent), methoxyfenozide was found in 6 samples (1.1 percent) and propargite was detected in 4 samples (0.8 percent). Tetraconazole, metolachlor and fipronil were each detected in two samples (0.4 percent). Residues of afidopyropen, carbendazim, diphenylamine

(DPA), fenpyroximate, flonicamid, imidacloprid and simazine were each detected in one sample (0.2 percent).

F. Environmental Contaminants

Persistent organic pollutants (POPs) are environmental contaminants that include pesticides with cancelled uses in the United States, but their residues persist in the environment, particularly in soil, where they may be taken up by plants. These data are also used to facilitate international trade. Residue results for environmental contaminants may be found in appendix G.

DDT, DDD, and DDE: PDP screened samples for various metabolites of DDT including DDT o,p'; DDT p,p'; DDD o,p'; DDD p,p'; DDE o,p'; and DDE p,p'. Use of DDT has been prohibited in the United States since 1972; however, due to its persistence in the environment, low-level residues of DDT and its DDE metabolite were detected in some commodities tested. The DDE p,p' metabolite was the most frequently detected. DDE p,p' was detected in butter (35.4 percent of samples), summer squash (5.2 percent), potatoes (2.3 percent), celery (1.4 percent) and green beans (0.6 percent). DDT o,p' was detected in summer squash (4.5 percent). DDT p,p' was detected in summer squash (3.4 percent) and potatoes and plums (0.2 percent each). Residues of the metabolite DDD o,p', DDD p,p' and DDE o,p' were not detected in samples tested. All residues detected were lower than established FDA Action Levels.

PDP tested samples for additional POPs including: aldrin; dieldrin; endrin; BHC (alpha/beta/delta/epsilon) and lindane (BHC gamma); chlordane (cis and trans); heptachlor and its epoxide metabolite; hexachlorobenzene (HCB); and mirex. The POPs listed in this section have not been registered for sale and distribution in the United States since the 1970s and 1980s. Despite these cancellations and because they persist in the environment, trace-level residues of chlordane (cis and trans), dieldrin, endrin and heptachlor (epoxide) were detected in some of the tested commodities.

Chlordane cis was detected in 2.6 percent of summer squash samples. Chlordane trans was detected in 2.2 percent of summer squash samples. Dieldrin was detected in 3.8 percent of summer squash samples and 0.2 percent of butter samples. Endrin was detected in 1.3 percent of summer squash samples and 0.1 percent of watermelon samples. Heptachlor epoxide was detected in 3.2 percent of summer squash samples. No residues of aldrin, BHC (alpha/beta/delta/epsilon), HCB, heptachlor (parent), lindane (BHC gamma) or mirex were detected in any samples.

G. Tolerance Violations

A tolerance is defined under Section 408 of the Federal Food, Drug, and Cosmetic Act as the maximum quantity of a pesticide residue allowable on a raw agricultural commodity. Tolerances are also applicable to processed foods. The FQPA of 1996 amended the Federal Insecticide, Fungicide and Rodenticide Act to require EPA to periodically review each pesticide registration using the most currently available data. Timely pesticide data provided by PDP enable the EPA to refine risk estimates used in the pesticide registration review process.

A tolerance violation occurs when a residue is found that exceeds the tolerance level or when a certain residue is found for which there is no established tolerance. Apart from meat, poultry, Siluriformes fish, and egg products, for which USDA's Food Safety and Inspection Service is responsible, FDA enforces tolerances for all imported foods and domestic foods that move through interstate commerce. Unlike enforcement programs, PDP emphasizes determination of residues at low levels of detection levels rather than quick turn-around times. When PDP identifies samples with residues exceeding the tolerance or with residues for which there is no established tolerance, these detections are reported to FDA's headquarters office. This notification is made in accordance with a Memorandum of Understanding between USDA and FDA for the purpose of identifying areas where closer surveillance may be needed. FDA assesses PDP apparent violation data for appropriateness for follow up under its regulatory pesticide program. Due to the time required for completion of PDP analyses and data reporting, FDA followup will

usually be at a subsequent harvest or commodity availability period.

Residues exceeding the established tolerance or ALs are noted with an "X" in appendixes B and E. Similarly, residues for which a tolerance is not established are noted with a "V" in appendixes B, E, F and G. The "X" and "V" annotations are followed by a number indicating the number of samples reported to FDA. The EPA tolerances cited in this summary and appendixes apply to 2022 and not to the current year. There may be instances where tolerances may have been recently changed that would influence whether a residue is violative.

An established tolerance may apply to more than one residue because pesticides may break down into more than one metabolite or contain more than one isomer. If a pesticide also has a metabolite of interest, PDP assigns the metabolite the same tolerance as the parent compound. However, if the metabolite has a higher tolerance in the Code of Federal Regulations (CFR), the higher of the two values is used for the metabolite. If a pesticide has multiple isomers, the tolerance is the sum of the parent and isomer(s) of interest. For example, the CFR tolerance for endosulfan combines residues of the isomers, endosulfan I and endosulfan II, and the metabolite endosulfan sulfate. Organophosphate tolerances may combine the parent compound and the sulfone and sulfoxide metabolites. Therefore, where applicable, the pesticide violations in appendix L are combined residues of parent and any isomers and/or metabolites to count the total number of samples with tolerance violations.

A total of 320 samples with 355 pesticides were reported to FDA as Presumptive Tolerance Violations (PTVs), either because they exceeded the established tolerance, or no tolerance was established. Pesticides exceeding the tolerance were detected in 0.53 percent (56 samples) of the total samples tested (10,665 samples). Of these 56 PTV exceeder samples, 19 were domestic (33.9 percent) and 37 were imported (66.1 percent). PTV exceeder samples represent 0.25 percent of the total domestic samples and 1.3 percent of the total imported samples. The samples containing pesticides that exceeded

established tolerances included: 2 samples of fresh blueberries, 6 samples of grapes, 38 samples of green beans, 4 samples of fresh peaches, 1 sample of peanut butter, 1 sample of tomatoes, and 4 samples of watermelon. Green beans accounted for 67.9 percent of all exceeder PTV samples in 2022. Commodities that did not have any samples exceeding the established tolerances were the following: baby food peaches, baby food pears, baby food green beans, baby food sweet potatoes, frozen blueberries, butter, carrots, celery, corn grain, mushrooms, frozen peaches, pears, plums, potatoes, soybean grain and summer squash.

Residues with no established tolerance were found in 2.5 percent (269 samples) of the total samples tested (10,665 samples). Of these 269 samples, 127 were domestic (47.2 percent), and 142 were imported (52.8 percent). PTV samples with residue detections for which no tolerance was established represent 1.6 percent of the total domestic samples and 5.0 percent of the total imported samples. These samples included 259 fresh and processed fruit and vegetable samples, 9 peanut butter samples and 1 butter sample. There were 244 samples that contained 1 pesticide for which no tolerance was established; 21 samples with 2 pesticides for which no tolerance was established; and 4 samples with 3 pesticides for which no tolerance was established. Five of the 269 samples also contained 1 or more pesticides that exceeded

an established tolerance. The pesticide residue levels and commodities are listed in appendix L for samples with PTVs. In most cases, these pesticides with no established tolerance were detected at low levels. Some pesticide residues may have resulted from unintentional spray drift in the field; planting of crops in fields previously treated with the pesticide; transfer of pesticide residues, postharvest fungicides, or other growth regulators applied to other commodities kept in the same storage facilities; or exposure to pesticides during transportation through the distribution chain. Commodities that did not have any samples with pesticides for which no tolerance was established were baby food green beans, baby food sweet potatoes, carrots, corn grain, and soybean grain.

H. Look Ahead

At the time this report was drafted, 2023 PDP sampling and testing was underway. Commodities included in the 2023 survey are: almonds, apples, avocado, blackberries, baby food applesauce, baby food carrots, baby food green beans, baby food peaches, baby food pears, baby food peas, baby food sweet potatoes, bulb onions, celery, grapes, mushrooms, plums, potatoes, sweet corn, tomatillos, tomatoes and watermelon. It is anticipated that the 2023 PDP data will be published in an annual summary approximately 1 year after the date of this report.

* * * * *

Appendixes A-L

Appendix A: Commodity History

Appendix A identifies commodities sampled by the Pesticide Data Program (PDP) through December 2023. Updates to this list are posted on the PDP Web site at www.ams.usda.gov/pdp.

**APPENDIX A. COMMODITY HISTORY
AS OF DECEMBER 2023**

Fresh Commodities

Commodity	Start Date	End Date
Apples ¹	Sep-91	Dec-96
Apples (S-1)	Jan-99	Dec-99
Apples (S-2)	Jan-99	May-99
Apples	Oct-00	Sep-02
Apples (T-1)	Jan-03	Dec-03
Apples	Jan-04	Dec-05
Apples	Jan-09	Dec-10
Apples (B-1)	Aug-12	Oct-12
Apples	Oct-14	Sep-16
Apples	Jul-23	Ongoing
Asparagus	Jan-02	Jun-03
Asparagus	Jul-08	Jun-10
Asparagus	Jul-17	Jun-19
Avocados	Jul-12	Dec-12
Avocados	Oct-23	Ongoing
Bananas	Sep-91	Sep-95
Bananas	Jan-01	Dec-02
Bananas (TSP)	Jul-03	Dec-03
Bananas	Jan-06	Dec-07
Bananas	Apr-12	Mar-14
Bananas	Jan-19	Dec-20
Basil	Apr-19	Sep-19
Blackberries ²	Jul-23	Ongoing
Blueberries (cultivated) ²	Jan-07	Dec-08
Blueberries (cultivated) ²	Jan-14	Dec-14
Blueberries (cultivated/wild) ^{2,3}	Oct-20	Sep-22
Broccoli	Oct-92	Dec-94
Broccoli	Jan-01	Dec-02
Broccoli	Oct-06	Sep-08
Broccoli	Jan-13	Dec-14
Broccoli	Jan-20	Dec-21
Cabbage	Jan-10	Dec-11
Cabbage	Jul-17	Jun-19
Cantaloupe	Jul-98	Jun-00
Cantaloupe	Oct-03	Sep-05
Cantaloupe	Jan-10	Mar-10
Cantaloupe	Oct-10	Jun-12
Cantaloupe	Jul-19	Jun-21
Carrots ¹	Oct-92	Sep-96
Carrots	Oct-00	Sep-02
Carrots	Jan-06	Dec-07
Carrots	Jan-13	Dec-14
Carrots	Apr-20	Mar-22

Commodity	Start Date	End Date
Cauliflower	Oct-04	Sep-06
Cauliflower	Oct-11	Sep-13
Cauliflower	Oct-19	Sep-21
Celery	Feb-92	Mar-94
Celery	Jan-01	Dec-02
Celery	Jan-07	Dec-08
Celery	Jan-13	Dec-14
Celery ³	Jul-21	Jun-23
Cherries ⁴	May-00	Aug-01
Cherries ²	May-07	Sep-07
Cherries	Apr-14	Mar-16
Cilantro	Oct-09	Sep-10
Cilantro	Oct-18	Mar-19
Collard Greens	Oct-19	Sep-20
Cranberries	Oct-06	Dec-06
Cranberries ²	Oct-16	Mar-18
Cucumbers	Jan-99	Dec-00
Cucumbers	Oct-02	Sep-04
Cucumbers	Jan-09	Dec-10
Cucumbers	Jul-15	Jun-17
Eggplant	Jan-05	Dec-06
Eggplant	Jan-20	Dec-21
Grapefruit	Aug-91	Dec-93
Grapefruit	Jan-05	Dec-06
Grapefruit	Oct-15	Sep-17
Grapes ¹	May-91	Dec-96
Grapes	Jan-00	Dec-01
Grapes (TSP)	Jul-03	Dec-03
Grapes	Jan-04	Dec-05
Grapes	Jan-09	Dec-10
Grapes	Jan-15	Dec-16
Grapes	Jan-22	Dec-23
Green Beans	Feb-92	Dec-95
Green Beans	Jan-00	Dec-01
Green Beans	Apr-04	Mar-05
Green Beans	Jan-07	Dec-08
Green Beans	Jul-13	Sep-16
Green Beans	Oct-20	Sep-22
Green Onions	Oct-08	Sep-09
Green Onions	Jan-18	Dec-18
Greens (collard & kale)	Oct-06	Sep-08
Hot Peppers	Oct-10	Sep-11
Hot Peppers	Jan-19	Dec-19
Kale	Jan-17	Dec-18
Kiwi Fruit	Apr-18	Mar-20
Lettuce	May-91	Dec-94
Lettuce	Oct-99	Sep-01
Lettuce	Jan-04	Dec-05

Commodity	Start Date	End Date
Lettuce	Jan-10	Dec-11
Lettuce	Jul-15	Jun-17
Lettuce, Organic	Jan-09	Dec-09
Mangoes	Apr-10	Sep-10
Mangoes	Oct-17	Sep-18
Mushrooms	Oct-01	Sep-03
Mushrooms	Oct-11	Sep-13
Mushrooms	Jan-22	Dec-23
Mustard Greens	Jan-19	Dec-19
Nectarines ⁵	Jul-00	Sep-01
Nectarines	Jan-07	Dec-08
Nectarines	Jan-13	Dec-15
Onions	Jan-02	Dec-03
Onions	Oct-11	Sep-12
Onions	Jan-17	Dec-17
Onions	Oct-23	Ongoing
Oranges ¹	Aug-91	Dec-96
Oranges	Jan-00	Dec-01
Oranges	Jan-04	Dec-05
Oranges	Jan-09	Dec-10
Oranges	Jan-15	Dec-16
Papaya	Jul-11	Jun-12
Peaches	Feb-92	Sep-96
Peaches (S-3)	Jan-00	Sep-00
Peaches ⁶	Jan-01	Sep-02
Peaches (T-1)	May-03	Sep-03
Peaches	Oct-06	Sep-08
Peaches (B-1)	Aug-12	Oct-12
Peaches	Jul-13	Jun-15
Peaches ³	Jan-21	Dec-22
Pears	Jan-97	Jun-99
Pears (S-1)	Jul-98	Jun-99
Pears	Oct-03	Sep-05
Pears	Jan-09	Dec-10
Pears (B-1)	Oct-12	Nov-12
Pears	Jan-15	Dec-16
Pears	Jan-21	Dec-22
Pineapples	Jul-00	Jun-02
Plums ⁷	Jan-05	Dec-06
Plums	Oct-11	Sep-13
Plums ³	Jul-21	Jun-23
Potatoes	May-91	Dec-95
Potatoes (S-4)	Dec-96	Dec-97
Potatoes	Jul-00	Jun-02
Potatoes	Jan-08	Dec-09
Potatoes	Jan-15	Dec-16
Potatoes ³	Apr-22	Ongoing
Radishes	Jan-19	Dec-20

Commodity	Start Date	End Date
Raspberries ²	Jan-13	Dec-13
Snap Peas	Jan-11	Dec-12
Snap Peas	Jan-17	Dec-18
Spinach ¹	Jan-95	Sep-97
Spinach	Jul-02	Dec-03
Spinach ⁸	Jan-06	Sep-06
Spinach	Jan-08	Dec-09
Spinach	Jan-15	Dec-16
Strawberries ²	Jan-98	Sep-00
Strawberries	Jan-04	Dec-05
Strawberries	Jan-08	Dec-09
Strawberries	Oct-14	Sep-16
Summer Squash	Oct-06	Sep-08
Summer Squash	Oct-12	Sep-14
Summer Squash	Oct-20	Sep-22
Sweet Corn (on-the-cob)	Oct-08	Sep-10
Sweet Corn (on-the-cob)	Oct-14	Sep-15
Sweet Corn (on-the-cob)	Oct-23	Ongoing
Sweet Bell Peppers	Jan-99	Dec-00
Sweet Bell Peppers	Oct-02	Sep-04
Sweet Bell Peppers	Jan-10	Mar-12
Sweet Bell Peppers ³	Jul-19	Jun-21
Sweet Potatoes ¹	Jan-96	Jun-98
Sweet Potatoes	Jan-03	Dec-04
Sweet Potatoes	Oct-08	Sep-10
Sweet Potatoes	Apr-16	Mar-18
Tangerines	Jan-11	Dec-12
Tangerines	Oct-19	Sep-21
Tomatillos	Oct-23	Ongoing
Tomatoes ¹	Jul-96	Jun-99
Tomatoes	Jan-03	Dec-04
Tomatoes	Jan-07	Dec-08
Tomatoes	Oct-14	Sep-16
Tomatoes ³	Jan-22	Dec-23
Tomatoes, cherry/grape	Jan-11	Dec-12
Watermelon ⁹	Oct-05	Sep-06
Watermelon	Apr-10	Sep-10
Watermelon	Jul-14	Jun-15
Watermelon	Oct-21	Sep-23
Winter Squash ²	Jan-97	Jun-99
Winter Squash	Jul-04	Jun-06
Winter Squash	Oct-11	Mar-13
Winter Squash	Jan-20	Dec-21

NOTES

- ¹ Excludes sampling hiatus September-November 1996.
- ² Excludes sampling hiatus September-November 1996.
- ³ Excludes sampling hiatus September-November 1996.

Commodity	Start Date	End Date
⁴ Excludes sampling hiatus September-November 1996.		
⁵ Excludes sampling hiatus September-November 1996.		
⁶ Excludes sampling hiatus September-November 1996.		
⁷ Excludes sampling hiatus September-November 1996.		
⁸ Excludes sampling hiatus September-November 1996.		
⁹ Excludes sampling hiatus September-November 1996.		
¹⁰ Excludes sampling hiatus September-November 1996.		
¹¹ Excludes sampling hiatus September-November 1996.		
¹² Excludes sampling hiatus September-November 1996.		
¹³ Excludes sampling hiatus September-November 1996.		
(B-1) Special project testing for bifenthrin in multi-residue screen.		
(S-1) Special single serving project testing for organophosphates.		
(S-2) Special single serving project testing for carbamates.		
(S-3) Special single serving project testing for carbamate, organochlorine, organophosphate, organonitrogen, and sulfur compounds.		
(S-4) Special single serving project testing for aldicarb.		
(T-1) Triazole parent and metabolite compounds only.		
(TSP) Triazole Sampling Project. Samples sent to contract laboratory.		

Processed Commodities

Commodity	Start Date	End Date
Apple Juice ¹	Jul-96	Dec-98
Apple Juice	Jan-02	Dec-02
Apple Juice	Jul-07	Jun-08
Apple Juice	Jul-12	Jun-13
Apple Juice	Jan-20	Dec-20
Applesauce	Jul-02	Dec-02
Applesauce	Jan-06	Dec-06
Applesauce	Oct-16	Sep-17
Asparagus, Canned	Jul-03	Dec-03
Beans, Canned (4 varieties) ²	Oct-08	Sep-10
Beets, Canned	Jan-11	Dec-11
Blackberries, Frozen ³	Jul-23	Ongoing
Blueberries (cultivated), Frozen ³	Jan-07	Dec-08
Blueberries (cultivated/wild), Frozen ³	Jan-14	Dec-14
Blueberries (cultivated/wild), Frozen ³	Oct-20	Sep-22
Cherries, Frozen ⁴	Apr-14	Mar-16
Corn Syrup ⁴	Jan-98	Jun-99
Cranberries, Canned	Apr-18	Sep-18
Cranberries, Frozen ³	Oct-16	Mar-18
Garbanzo Beans, Canned	Oct-17	Sep-18
Garbanzo Beans, Dried	Jan-19	Dec-19
Grape Juice	Jan-98	Dec-99
Grape Juice	Jan-08	Dec-08
Grape Juice	Oct-13	Sep-14
Grape Juice	Jan-21	Dec-21
Green Beans, Canned/Frozen ¹	Jan-96	Jun-98
Green Beans, Canned	Jan-03	Mar-04
Green Beans, Frozen	Apr-05	Dec-05
Green Beans, Canned/Frozen	Jan-14	Dec-14
Olives, Canned	Oct-16	Sep-18
Orange Juice	Jan-97	Dec-98
Orange Juice	Oct-04	Sep-06
Orange Juice	Oct-10	Sep-11
Orange Juice	Jan-12	Jun-12
Orange Juice	Oct-19	Sep-20
Peaches, Canned	Dec-96	Dec-97
Peaches, Canned	Jan-03	Dec-04
Peaches, Canned	Jan-18	Dec-18
Peaches, Canned (T-1)	Jan-03	Mar-03
Peaches, Canned (T-1)	Oct-03	Dec-03
Peaches, Frozen ^{3, 5}	Jan-21	Dec-22
Pear Juice, Concentrate/Puree	Jul-02	Jun-03
Pears, Canned	Jul-99	Jun-00
Peas, Canned/Frozen	Apr-94	Jun-96
Peas, Canned/Frozen ⁶	Oct-01	Sep-03
Peas, Canned/Frozen	Oct-18	Sep-19

Commodity	Start Date	End Date
Peas, Frozen	Jan-06	Dec-06
Pineapple, Canned	Jan-17	Dec-17
Plums, Dried (Prunes) ⁷	Jan-05	Dec-06
Plums, Dried (Prunes)	Oct-17	Sep-18
Potatoes, Frozen	Jan-06	Dec-07
Raisins	Jul-06	Jun-07
Raisins	Jan-18	Dec-18
Raspberries, Frozen ³	Jan-13	Dec-13
Spinach, Canned	Oct-97	Dec-98
Spinach, Canned	Jan-04	Jun-04
Spinach, Canned/Frozen	Jul-10	Jun-11
Spinach, Canned/Frozen	Oct-18	Sep-19
Spinach, Frozen	Jan-99	Dec-99
Strawberries, Frozen ³	Jan-98	Sep-00
Strawberries, Frozen	Oct-18	Sep-19
Sweet Corn, Canned/Frozen	Apr-94	Mar-96
Sweet Corn, Canned/Frozen ⁶	Oct-01	Sep-03
Sweet Corn, Frozen ³	Oct-08	Sep-10
Sweet Corn, Frozen ³	Oct-14	Sep-15
Tomato Paste, Canned	Jan-01	Jun-01
Tomato Paste, Canned	Jan-09	Dec-09
Tomato Paste, Canned	Oct-19	Sep-20
Tomatoes, Canned	Jul-99	Jun-00
Tomatoes, Canned	Oct-16	Sep-17
Winter Squash, Frozen ³	Jan-97	Jun-99

Baby Food / Formula Products

Commodity	Start Date	End Date
Baby Food, Applesauce	Jul-12	Jun-13
Baby Food, Applesauce	Jan-23	Dec-23
Baby Food, Carrots	Jan-12	Dec-12
Baby Food, Carrots	Jan-23	Dec-23
Baby Food, Green Beans	Oct-10	Sep-11
Baby Food, Green Beans	Oct-22	Sep-23
Baby Food, Peaches	Jan-12	Dec-12
Baby Food, Peaches	Oct-22	Sep-23
Baby Food, Pears	Oct-10	Sep-11
Baby Food, Pears	Oct-22	Sep-23
Baby Food, Peas	Jul-12	Jun-13
Baby Food, Peas	Jan-23	Dec-23
Baby Food, Sweet Potatoes	Oct-10	Sep-11
Baby Food, Sweet Potatoes	Oct-22	Sep-23
Infant Formula, Dairy-Based	Oct-13	Sep-14
Infant Formula, Soy-Based	Oct-13	Sep-14

NOTES

- ¹ Excludes sampling hiatus September-November 1996.
 - ² Bean varieties included black, garbanzo, kidney, and pinto.
 - ³ Frozen collected when fresh unavailable.
 - ⁴ Excludes sampling hiatus January 1999.
 - ⁵ 2021 samples that were delayed and held frozen for >90 days (due to COVID-19 pandemic related delays) are annotated in the downloadable/searchable PDP data set.
 - ⁶ Canned samples collected in first year and frozen samples in second year of testing.
 - ⁷ Dried plums (prunes) were collected when fresh plums were not available.
- (T-1) Triazole parent and metabolite compounds only.

Grains

Commodity	Start Date	End Date
Barley	Oct-01	Sep-03
Corn	Oct-06	Sep-08
Corn ¹	Jul-21	Jun-23
Oats	Jul-99	Apr-00
Oats	Jan-10	Jun-10
Oats	Apr-14	Aug-14
Oats	Jan-19	Dec-19
Rice	Oct-00	Sep-02
Rice ²	Oct-08	Sep-09
Rice	Apr-14	Aug-14
Rice	Oct-18	Sep-19
Soybeans	Sep-96	Feb-98
Soybeans	Oct-03	Sep-05
Soybeans	Sep-10	Apr-11
Soybeans (S-1)	Oct-05	Dec-05
Soybeans	Sep-22	Jan-23
Wheat	Feb-95	Jan-98
Wheat	Sep-04	Jun-06
Wheat	Jul-12	Sep-12
Wheat Flour	Jan-03	Dec-04
Wheat Flour	Jan-18	Dec-18
Wheat Flour (T-1)	Jan-03	Dec-03

Nuts and Nut Products

Commodity	Start Date	End Date
Almonds	Jul-07	Mar-08
Almonds	Oct-23	Ongoing
Peanut Butter	Jan-00	Dec-00
Peanut Butter (TSP)	Jul-03	Dec-03
Peanut Butter	Jan-06	Dec-06
Peanut Butter	Apr-15	Aug-15
Peanut Butter	Jan-22	Dec-22

Dairy Products

Commodity	Start Date	End Date
Butter	Jan-03	Dec-03
Butter	Jan-12	Dec-13
Butter	Oct-21	Sep-22
Heavy Cream	Jul-05	Dec-05
Heavy Cream	Jan-07	Dec-07
Heavy Cream	Jun-18	Aug-18
Milk ³	Jan-96	Oct-98
Milk (TSP)	Jul-03	Dec-03
Milk	Jan-04	Dec-05
Milk	Jan-11	Dec-11
Milk	Jan-16	Dec-17

Fish Products

Commodity	Type	Start Date	End Date
Fish ⁴	Catfish	Apr-08	Jun-10
Fish	Salmon	Jul-13	Jun-14

Meat / Poultry / Pork Products

Commodity	Type	Start Date	End Date
Poultry	Young Chickens	Apr-00	Mar-01
Poultry	Young & Mature Chickens	Jan-06	Dec-06
Beef	Cows, Heifers, Steers	Jun-01	Jul-02
Beef ⁵	Cows, Heifers, Steers	Dec-08	May-09
Pork	Gilt, Barrow	Jan-05	Jun-05

Other Products

Commodity	Start Date	End Date
Eggs (TSP)	Jul-03	Dec-03
Eggs	Jul-10	Jun-11
Eggs	Apr-16	Aug-16
Honey	Oct-07	Sep-08
Honey	Apr-17	Aug-17

Drinking Water

States	Start Date	End Date
Finished Water Only (27 sites)		
California, Colorado, Kansas, New York, Texas	Mar-01	Dec-03
Raw Intake and Finished Water (70 sites)		
Alabama, Arizona, California, Florida, Georgia, Illinois, Indiana, Iowa, Kansas, Kentucky, Louisiana, Maryland, Michigan, Minnesota, Missouri, Montana, New Jersey, New York, North Carolina, North Dakota, Ohio, Oregon, Pennsylvania, South Carolina, Tennessee, Texas, Virginia, Washington State, and Washington, D.C.	Jan-04	Apr-13
Bottled Water		
10 Participating States	Jan-05	Dec-06
10 Participating States	Jan-17	Dec-17
Groundwater		
1,495 Private Wells in 45 States plus Washington, DC	Jan-07	Feb-13
16 Municipal Water Facilities in 13 States	Mar-10	Feb-13

NOTES

- ¹ 2021 samples that were delayed and held frozen for >90 days (due to COVID-19 pandemic related delays) are annotated in the downloadable/searchable PDP data set.
 - ² Includes sampling hiatus May-July 2009.
 - ³ Excludes sampling hiatus September - November 1996.
 - ⁴ Excludes sampling hiatus April-June 2009.
 - ⁵ Survey ended 7 months early due to budgetary constraints.
- (S-1) Special survey for fungicides used to combat soybean rust.
(T-1) Triazole parent and metabolite compounds only.
(TSP) Triazole Sampling Project. Samples sent to contract laboratory.

Appendix B: Distribution of Residues by Pesticide in Fruit and Vegetables

Appendix B shows residue detections for all fruit and vegetable pesticide/commodity pairs tested, including range of values detected, range of Limits of Detection (LODs), and U.S. Environmental Protection Agency (EPA) tolerances for each pair. The EPA tolerances cited in this summary and appendixes apply to 2022 and not to the current year. There may be instances where tolerances have been recently set, modified, or revoked that would have an effect on whether a residue is violative or not.

In 2022, the Pesticide Data Program (PDP) analyzed 8,512 fruit and vegetable samples, of which 7,505 were fresh products and 1,007 were processed products.

PDP reports tolerance violations to FDA as part of an interagency Memorandum of Understanding between the U.S. Department of Agriculture and FDA. Residues reported to FDA are shown in the “Tolerance Violation” column and are annotated as “X” (if the residue exceeded the established tolerance) or “V” (if the residue did not have a tolerance listed in the Code of Federal Regulations, Title 40, Part 180). In both cases, these annotations are followed by a number indicating the number of samples reported to FDA.

Results for environmental contaminants across all commodities, including fruit and vegetables, have been consolidated in a separate appendix because they have no registered uses and are not applied to crops (see Appendix G).

APPENDIX B. DISTRIBUTION OF RESIDUES BY PESTICIDE IN FRUIT AND VEGETABLES

Pesticide / Commodity	Number of Samples	Samples With Detections	% of Samples With Detections	Range of Values Detected, ppm ^	Range of LODs, ppm ^	Tolerance Violation	EPA Tolerance Level, ppm
2,3,5-Trimethacarb (insecticide)							
Baby Food - Green Beans	173	0			0.001		NT
Baby Food - Peaches	83	0			0.001		NT
Green Beans	530	0			0.001		NT
Summer Squash	<u>269</u>	<u>0</u>			0.001		NT
TOTAL	1,055	0					
2,6-DIPN (plant growth regulator)							
Baby Food - Green Beans	173	0			0.010		NT
Baby Food - Peaches	83	0			0.010		NT
Green Beans	530	0			0.010		NT
Potatoes	529	16	3	0.022 - 0.56	0.020		2.0
Summer Squash	269	0			0.010		NT
Tomatoes	<u>349</u>	<u>0</u>			0.020		NT
TOTAL	1,933	16					
Abamectin (insecticide)							
Baby Food - Green Beans	173	0			0.020		0.08
Baby Food - Peaches	83	0			0.020		0.09
Baby Food - Sweet Potatoes	177	0			0.050		0.01
Blueberries, Fresh	482	0			0.050		0.05
Blueberries, Frozen	51	0			0.050		0.05
Grapes	706	0			0.012		0.02
Green Beans	530	0			0.020		0.08
Pears	708	0			0.012		0.02
Plums	593	0			0.050		0.09
Summer Squash	<u>269</u>	<u>0</u>			0.020		0.01 FF
TOTAL	3,772	0					
Acephate (insecticide)							
Baby Food - Green Beans	173	0			0.005		0.02 FF
Baby Food - Peaches	171	0			0.005 - 0.015		0.02 FF
Baby Food - Pears	177	0			0.002		0.02 FF
Baby Food - Sweet Potatoes	177	0			0.003		0.02 FF
Blueberries, Fresh	482	1	0.2	0.010	0.003		0.02 FF
Blueberries, Frozen	51	0			0.003		0.02 FF
Carrots	177	0			0.075		0.02 FF
Celery	686	34	5	0.050 - 1.0	0.050		10
Grapes	706	0			0.075		0.02 FF
Green Beans	530	33	6.2	0.005 - 1.2	0.005	X-23	0.02 FF
Mushrooms	707	0			0.002		0.02 FF
Peaches, Fresh	419	0			0.050		0.02 FF
Peaches, Frozen	258	0			0.050		0.02 FF
Pears	708	0			0.075		0.02 FF
Plums	593	0			0.003		0.02 FF
Potatoes	529	0			0.075		0.02 FF
Summer Squash	530	1	0.2	0.011	0.005 - 0.015		0.02 FF
Tomatoes	709	2	0.3	0.028 - 0.29	0.002 - 0.075	X-1	0.02 FF
Watermelon	<u>709</u>	<u>4</u>	0.6	0.022 - 0.19	0.015	X-3	0.02 FF
TOTAL	8,492	75					
Acequinocyl (acaricide)							
Carrots	<u>177</u>	<u>0</u>			0.20		NT
TOTAL	177	0					

Pesticide / Commodity	Number of Samples	Samples With Detections	% of Samples With Detections	Range of Values Detected, ppm ^	Range of LODs, ppm ^	Tolerance Violation	EPA
							Tolerance Level, ppm
Acetamiprid (insecticide)							
Baby Food - Green Beans	173	0			0.001		0.60
Baby Food - Peaches	171	7	4.1	0.005 - 0.010	0.001 - 0.002		1.5
Baby Food - Pears	177	20	11.3	0.002 - 0.15	0.001 - 0.003		1.0
Baby Food - Sweet Potatoes	177	0			0.002		0.01
Blueberries, Fresh	482	151	31.3	0.002 - 0.83	0.002		1.6
Blueberries, Frozen	51	25	49	0.002 - 0.11	0.002		1.6
Carrots	177	0			0.005		0.01
Celery	706	7	1	0.010 - 0.020	0.010		3
Grapes	706	86	12.2	0.010 - 1.0	0.010	X-4	0.35
Green Beans	530	16	3	0.002 - 0.034	0.001		0.60
Mushrooms	707	0			0.001		0.01 FF
Peaches, Fresh	419	79	18.9	0.010 - 0.16	0.010		1.5
Peaches, Frozen	258	7	2.7	0.014 - 0.20	0.010		1.5
Pears	708	142	20.1	0.011 - 0.40	0.010		1.0
Plums	593	42	7.1	0.002 - 0.045	0.002		1.5
Potatoes	529	0			0.005		0.01
Summer Squash	530	43	8.1	0.001 - 0.033	0.001 - 0.002		0.50
Tomatoes	709	41	5.8	0.002 - 0.038	0.001 - 0.005		0.20
Watermelon	<u>709</u>	<u>15</u>	2.1	0.002 - 0.007	0.002		0.50
TOTAL	8,512	681					
Acetochlor (herbicide)							
Baby Food - Green Beans	173	0			0.001		NT
Baby Food - Peaches	171	0			0.001 - 0.030		NT
Baby Food - Pears	177	0			0.001		NT
Baby Food - Sweet Potatoes	177	0			0.005		NT
Blueberries, Fresh	482	0			0.005		NT
Blueberries, Frozen	51	0			0.005		NT
Carrots	177	0			0.010		NT
Green Beans	530	0			0.001		NT
Mushrooms	707	0			0.001		NT
Plums	593	0			0.005		NT
Potatoes	529	0			0.010		0.05 IN
Summer Squash	530	0			0.001 - 0.030		NT
Tomatoes	709	0			0.001 - 0.010		NT
Watermelon	<u>709</u>	<u>0</u>			0.030		NT
TOTAL	5,715	0					
Acibenzolar S methyl (fungicide)							
Baby Food - Peaches	88	0			0.030		NT
Baby Food - Pears	177	0			0.004 - 0.012		0.05 IT
Baby Food - Sweet Potatoes	177	0			0.040		NT
Blueberries, Fresh	482	0			0.020		0.15
Blueberries, Frozen	51	0			0.020		0.15
Carrots	177	0			0.040		NT
Celery	706	0			0.010		0.25
Grapes	706	0			0.015		NT
Mushrooms	707	0			0.004 - 0.012		NT
Peaches, Fresh	419	0			0.010		NT
Peaches, Frozen	258	0			0.010		NT
Pears	708	0			0.015		0.05 IT
Plums	515	0			0.020		NT
Potatoes	529	0			0.040		NT
Summer Squash	261	0			0.030		2.0
Tomatoes	709	0			0.004 - 0.040		1.0
Watermelon	<u>709</u>	<u>0</u>			0.030		2.0
TOTAL	7,379	0					

Pesticide / Commodity	Number of Samples	Samples With Detections	% of Samples With Detections	Range of Values Detected, ppm ^	Range of LODs, ppm ^	Tolerance Violation	EPA Tolerance Level, ppm
Aclonifen (herbicide)							
Baby Food - Green Beans	173	0			0.003		NT
Baby Food - Peaches	83	0			0.003		NT
Green Beans	530	0			0.003		NT
Summer Squash	<u>269</u>	<u>0</u>			0.003		NT
TOTAL	1,055	0					
Afidopyropen (insecticide)							
Baby Food - Green Beans	173	0			0.010		NT
Baby Food - Peaches	171	0			0.010		0.03
Baby Food - Pears	177	0			0.001		0.02
Grapes	706	0			0.005		NT
Mushrooms	707	0			0.001		NT
Pears	708	0			0.005		0.02
Summer Squash	261	0			0.010		0.70
Tomatoes	418	2	0.5	0.002 - 0.003	0.001 - 0.005		0.2
Watermelon	<u>709</u>	<u>0</u>			0.010		0.70
TOTAL	4,030	2					
Alachlor (herbicide)							
Baby Food - Green Beans	173	0			0.001		NT
Baby Food - Peaches	171	0			0.001 - 0.020		NT
Baby Food - Pears	177	0			0.002		NT
Carrots	177	0			0.010		NT
Green Beans	530	0			0.001		NT
Mushrooms	707	0			0.002		NT
Potatoes	529	0			0.010		NT
Summer Squash	530	0			0.001 - 0.020		NT
Tomatoes	709	0			0.002 - 0.010		NT
Watermelon	<u>709</u>	<u>0</u>			0.020		NT
TOTAL	4,412	0					
Aldicarb (insecticide)							
Baby Food - Green Beans	173	0			0.005		NT
Baby Food - Peaches	171	0			0.002 - 0.005		NT
Baby Food - Pears	177	0			0.001		NT
Blueberries, Fresh	279	0			0.030		NT
Blueberries, Frozen	22	0			0.030		NT
Carrots	177	0			0.020		NT
Celery	706	0			0.010		NT
Green Beans	530	0			0.005		NT
Mushrooms	707	0			0.001		NT
Peaches, Fresh	419	0			0.010		NT
Peaches, Frozen	258	0			0.010		NT
Plums	276	0			0.030		NT
Potatoes	529	0			0.040		1
Summer Squash	530	0			0.002 - 0.005		NT
Tomatoes	709	0			0.001 - 0.040		NT
Watermelon	<u>709</u>	<u>0</u>			0.002		NT
TOTAL	6,372	0					
Aldicarb sulfone (metabolite of Aldicarb)							
Baby Food - Green Beans	173	0			0.003		NT
Baby Food - Peaches	171	0			0.003 - 0.010		NT
Baby Food - Pears	177	0			0.003		NT
Baby Food - Sweet Potatoes	177	0			0.005		0.1
Blueberries, Fresh	482	0			0.005		NT
Blueberries, Frozen	51	0			0.005		NT

Pesticide / Commodity	Number of Samples	Samples With Detections	% of Samples With Detections	Range of Values Detected, ppm ^	Range of LODs, ppm ^	Tolerance Violation	EPA Tolerance Level, ppm
Carrots	177	0			0.025		NT
Celery	706	0			0.010		NT
Green Beans	530	0			0.003		NT
Mushrooms	707	0			0.003		NT
Peaches, Fresh	419	0			0.010		NT
Peaches, Frozen	258	0			0.010		NT
Plums	593	0			0.005		NT
Potatoes	529	0			0.025		1
Summer Squash	530	0			0.003 - 0.010		NT
Tomatoes	709	0			0.003 - 0.025		NT
Watermelon	<u>709</u>	<u>0</u>			0.010		NT
TOTAL	7,098	0					
Aldicarb sulfoxide (metabolite of Aldicarb)							
Baby Food - Green Beans	173	0			0.003		NT
Baby Food - Peaches	83	0			0.003		NT
Baby Food - Pears	177	0			0.002		NT
Baby Food - Sweet Potatoes	177	0			0.005		0.1
Blueberries, Fresh	482	0			0.005		NT
Blueberries, Frozen	51	0			0.005		NT
Carrots	177	0			0.055		NT
Celery	706	0			0.010		NT
Green Beans	530	0			0.003		NT
Mushrooms	707	0			0.002		NT
Peaches, Fresh	419	0			0.010		NT
Peaches, Frozen	258	0			0.010		NT
Plums	593	0			0.005		NT
Potatoes	529	0			0.055		1
Summer Squash	269	0			0.003		NT
Tomatoes	<u>709</u>	<u>0</u>			0.002 - 0.055		NT
TOTAL	6,040	0					
Allethrin (insecticide)							
Carrots	177	0			0.080		NT
Celery	706	0			0.010		NT
Peaches, Fresh	419	0			0.010		NT
Peaches, Frozen	258	0			0.010		NT
Potatoes	529	0			0.080		NT
Tomatoes	<u>349</u>	<u>0</u>			0.080		NT
TOTAL	2,438	0					
Allidochlor (herbicide)							
Baby Food - Green Beans	173	0			0.005		NT
Baby Food - Peaches	83	0			0.005		NT
Green Beans	530	0			0.005		NT
Summer Squash	<u>269</u>	<u>0</u>			0.005		NT
TOTAL	1,055	0					
Ametoctradin (fungicide)							
Baby Food - Green Beans	173	0			0.001		NT
Baby Food - Peaches	171	0			0.001		NT
Baby Food - Pears	177	5	2.8	0.002 - 0.005	0.001 - 0.003	V-5	NT
Carrots	177	0			0.010		NT
Celery	706	3	0.4	0.012 - 0.039	0.010		40.0
Grapes	706	4	0.6	0.002 - 0.005	0.001		4.0
Green Beans	530	3	0.6	0.002 - 0.005	0.001	V-3	NT
Mushrooms	707	8	1.1	0.002 - 0.004	0.001 - 0.003	V-8	NT
Peaches, Fresh	419	0			0.010		NT

Pesticide / Commodity	Number of Samples	Samples With Detections	% of Samples With Detections	Range of Values Detected, ppm ^	Range of LODs, ppm ^	Tolerance Violation	EPA Tolerance Level, ppm
Peaches, Frozen	258	0			0.010		NT
Pears	708	0			0.001		NT
Potatoes	529	0			0.010		0.05
Summer Squash	269	6	2.2	0.001 - 0.12	0.001		3.0
Tomatoes	709	6	0.8	0.002 - 0.012	0.001 - 0.010		1.5
Watermelon	<u>709</u>	<u>0</u>			0.001		3.0
TOTAL	6,948	35					
Ametryn (herbicide)							
Baby Food - Green Beans	173	0			0.001		NT
Baby Food - Peaches	171	0			0.001 - 0.005		NT
Carrots	177	0			0.005		NT
Celery	706	0			0.010		NT
Green Beans	530	0			0.001		NT
Peaches, Fresh	419	0			0.010		NT
Peaches, Frozen	258	0			0.010		NT
Potatoes	529	0			0.005		NT
Summer Squash	530	0			0.001 - 0.005		NT
Tomatoes	349	0			0.005		NT
Watermelon	<u>709</u>	<u>0</u>			0.005		NT
TOTAL	4,551	0					
Amicarbazone (herbicide)							
Baby Food - Green Beans	173	0			0.010		NT
Baby Food - Peaches	83	0			0.010		NT
Green Beans	530	0			0.010		NT
Summer Squash	<u>269</u>	<u>0</u>			0.010		NT
TOTAL	1,055	0					
Aminocarb (insecticide)							
Baby Food - Green Beans	173	0			0.001		NT
Baby Food - Peaches	83	0			0.001		NT
Green Beans	530	0			0.001		NT
Summer Squash	<u>269</u>	<u>0</u>			0.001		NT
TOTAL	1,055	0					
Amisulbrom (fungicide)							
Baby Food - Green Beans	173	0			0.005		NT
Baby Food - Peaches	83	0			0.005		NT
Grapes	706	0			0.010		0.40 FU
Pears	708	0			0.010		NT
Tomatoes	<u>58</u>	<u>0</u>			0.040		0.50 FU
TOTAL	1,728	0					
Anilofos (herbicide)							
Baby Food - Green Beans	173	0			0.001		NT
Baby Food - Peaches	83	0			0.001		NT
Green Beans	530	0			0.001		NT
Summer Squash	<u>269</u>	<u>0</u>			0.001		NT
TOTAL	1,055	0					
Anthraquinone (avian repellent)							
Baby Food - Green Beans	173	0			0.020		NT
Baby Food - Peaches	<u>83</u>	<u>0</u>			0.020		NT
TOTAL	256	0					
Aspon (insecticide)							
Celery	706	0			0.005		NT
Peaches, Fresh	419	0			0.005		NT

Pesticide / Commodity	Number of Samples	Samples With Detections	% of Samples With Detections	Range of Values Detected, ppm ^	Range of LODs, ppm ^	Tolerance Violation	EPA Tolerance Level, ppm
Peaches, Frozen	<u>258</u>	<u>0</u>			0.005		NT
TOTAL	1,383	0					
Asulam (herbicide)							
Baby Food - Peaches	83	0			0.001		NT
Green Beans	530	0			0.001		NT
Summer Squash	<u>269</u>	<u>0</u>			0.001		NT
TOTAL	882	0					
Atraton (herbicide)							
Baby Food - Green Beans	173	0			0.001		NT
Baby Food - Peaches	83	0			0.001		NT
Green Beans	530	0			0.001		NT
Summer Squash	<u>269</u>	<u>0</u>			0.001		NT
TOTAL	1,055	0					
Atrazine (herbicide)							
Baby Food - Green Beans	173	0			0.001		NT
Baby Food - Peaches	171	0			0.001 - 0.010		NT
Baby Food - Pears	177	0			0.001		NT
Baby Food - Sweet Potatoes	177	0			0.002		NT
Blueberries, Fresh	482	3	0.6	0.003	0.002	V-3	NT
Blueberries, Frozen	51	0			0.002		NT
Carrots	177	0			0.001		NT
Celery	706	1	0.1	0.006	0.005		0.25 IN
Green Beans	530	7	1.3	0.001 - 0.003	0.001	V-7	NT
Mushrooms	707	0			0.001		NT
Peaches, Fresh	419	0			0.005		NT
Peaches, Frozen	258	0			0.005		NT
Plums	593	1	0.2	0.009	0.002	V-1	NT
Potatoes	529	0			0.001		NT
Summer Squash	530	0			0.001 - 0.010		NT
Tomatoes	360	0			0.001		NT
Watermelon	<u>709</u>	<u>1</u>	0.1	0.013	0.010	V-1	NT
TOTAL	6,749	13					
Azaconazole (fungicide)							
Baby Food - Green Beans	173	0			0.001		NT
Baby Food - Peaches	83	0			0.001		NT
Green Beans	530	0			0.001		NT
Summer Squash	<u>269</u>	<u>0</u>			0.001		NT
TOTAL	1,055	0					
Azamethiphos (insecticide)							
Baby Food - Green Beans	173	0			0.001		NT
Baby Food - Peaches	83	0			0.001		NT
Green Beans	530	0			0.001		NT
Summer Squash	<u>269</u>	<u>0</u>			0.001		NT
TOTAL	1,055	0					
Azimsulfuron (herbicide)							
Baby Food - Peaches	83	0			0.001		NT
Green Beans	530	0			0.001		NT
Summer Squash	<u>269</u>	<u>0</u>			0.001		NT
TOTAL	882	0					

Pesticide / Commodity	Number of Samples	Samples With Detections	% of Samples With Detections	Range of Values Detected, ppm ^	Range of LODs, ppm ^	Tolerance Violation	EPA Tolerance Level, ppm
Azinphos (insecticide)							
Baby Food - Green Beans	173	0			0.005		NT
Baby Food - Peaches	83	0			0.005		NT
Green Beans	530	0			0.005		NT
Summer Squash	<u>269</u>	<u>0</u>			0.005		NT
TOTAL	1,055	0					
Azinphos methyl (insecticide)							
Baby Food - Green Beans	173	0			0.005		NT
Baby Food - Peaches	171	0			0.005 - 0.010		NT
Baby Food - Pears	177	0			0.006		NT
Baby Food - Sweet Potatoes	177	0			0.010		NT
Blueberries, Fresh	482	0			0.010		NT
Blueberries, Frozen	51	0			0.010		NT
Carrots	177	0			0.005		NT
Celery	706	0			0.020		NT
Grapes	706	0			0.008		NT
Green Beans	530	0			0.005		NT
Mushrooms	707	0			0.006		NT
Peaches, Fresh	419	0			0.020		NT
Peaches, Frozen	258	0			0.020		NT
Pears	708	0			0.008		NT
Plums	593	0			0.010		NT
Potatoes	529	0			0.020		NT
Summer Squash	530	0			0.005 - 0.010		NT
Tomatoes	709	0			0.006 - 0.020		NT
Watermelon	<u>709</u>	<u>0</u>			0.010		NT
TOTAL	8,512	0					
Azinphos methyl oxygen analog (metabolite of Azinphos methyl)							
Baby Food - Green Beans	173	0			0.003		NT
Baby Food - Peaches	83	0			0.003		NT
Baby Food - Sweet Potatoes	177	0			0.010		NT
Blueberries, Fresh	458	0			0.010		NT
Blueberries, Frozen	46	0			0.010		NT
Carrots	177	0			0.010		NT
Celery	706	0			0.010		NT
Grapes	706	0			0.010		NT
Green Beans	530	0			0.003		NT
Peaches, Fresh	419	0			0.010		NT
Peaches, Frozen	258	0			0.010		NT
Pears	708	0			0.010		NT
Plums	593	0			0.010		NT
Potatoes	529	0			0.010		NT
Summer Squash	269	0			0.003		NT
Tomatoes	<u>349</u>	<u>0</u>			0.010		NT
TOTAL	6,181	0					
Azoxystrobin (fungicide)							
Baby Food - Green Beans	173	0			0.001		3.0
Baby Food - Peaches	171	4	2.3	0.001 - 0.002	0.001		2.0
Baby Food - Pears	177	0			0.001		NT
Baby Food - Sweet Potatoes	177	23	13	0.002 - 0.006	0.002		8.0
Blueberries, Fresh	482	164	34	0.002 - 1.9	0.002		10.0
Blueberries, Frozen	51	17	33.3	0.002 - 0.074	0.002		10.0
Carrots	177	4	2.3	0.011 - 0.023	0.010		1.0
Celery	706	176	24.9	0.002 - 0.30	0.002		30.0
Grapes	706	64	9.1	0.002 - 0.18	0.002		2.0

Pesticide / Commodity	Number of Samples	Samples With Detections	% of Samples With Detections	Range of Values Detected, ppm ^	Range of LODs, ppm ^	Tolerance Violation	EPA
							Tolerance Level, ppm
Green Beans	530	115	21.7	0.001 - 0.22	0.001		3.0
Mushrooms	707	0			0.001		NT
Peaches, Fresh	419	39	9.3	0.002 - 0.13	0.002		2.0
Peaches, Frozen	258	1	0.4	0.002	0.002		2.0
Pears	708	0			0.002		NT
Plums	566	58	10.2	0.002 - 0.065	0.002		2.0
Potatoes	529	65	12.3	0.011 - 1.2	0.010		8.0
Summer Squash	530	33	6.2	0.001 - 0.034	0.001		0.3
Tomatoes	709	93	13.1	0.002 - 0.083	0.001 - 0.010		0.2
Watermelon	<u>709</u>	<u>3</u>	0.4	0.001 - 0.002	0.001		0.3
TOTAL	8,485	859					
Beflubutamid (herbicide)							
Baby Food - Green Beans	173	0			0.001		NT
Baby Food - Peaches	83	0			0.001		NT
Green Beans	530	0			0.001		NT
Summer Squash	<u>269</u>	<u>0</u>			0.001		NT
TOTAL	1,055	0					
Benalaxyl (fungicide)							
Baby Food - Green Beans	173	0			0.003		NT
Baby Food - Peaches	83	0			0.003		NT
Grapes	706	0			0.003		3.0 FU
Green Beans	530	0			0.003		NT
Pears	708	0			0.003		NT
Summer Squash	<u>269</u>	<u>0</u>			0.003		NT
TOTAL	2,469	0					
Benalaxyl-M (fungicide)							
Potatoes	529	0			0.005		NT
Tomatoes	<u>349</u>	<u>0</u>			0.005		0.20 FU
TOTAL	878	0					
Bendiocarb (insecticide)							
Baby Food - Green Beans	173	0			0.001		NT
Baby Food - Peaches	171	0			0.001 - 0.002		NT
Baby Food - Pears	177	0			0.001		NT
Baby Food - Sweet Potatoes	177	0			0.003		NT
Blueberries, Fresh	482	0			0.003		NT
Blueberries, Frozen	51	0			0.003		NT
Carrots	177	0			0.010		NT
Celery	706	0			0.005		NT
Grapes	706	0			0.005		NT
Green Beans	530	0			0.001		NT
Mushrooms	707	0			0.001		NT
Peaches, Fresh	419	0			0.005		NT
Peaches, Frozen	258	0			0.005		NT
Pears	708	0			0.005		NT
Plums	593	0			0.003		NT
Potatoes	529	0			0.020		NT
Summer Squash	530	0			0.001 - 0.002		NT
Tomatoes	709	0			0.001 - 0.020		NT
Watermelon	<u>709</u>	<u>0</u>			0.002		NT
TOTAL	8,512	0					
Benfluralin (herbicide)							
Baby Food - Green Beans	173	0			0.003		NT
Baby Food - Peaches	83	0			0.003		NT

Pesticide / Commodity	Number of Samples	Samples With Detections	% of Samples With Detections	Range of Values Detected, ppm ^	Range of LODs, ppm ^	Tolerance Violation	EPA Tolerance Level, ppm
Baby Food - Sweet Potatoes	177	0			0.010		NT
Blueberries, Fresh	482	0			0.010		NT
Blueberries, Frozen	51	0			0.010		NT
Green Beans	530	0			0.003		NT
Plums	593	0			0.010		NT
Summer Squash	<u>269</u>	<u>0</u>			0.003		NT
TOTAL	2,358	0					
Benoxacor (herbicide safener)							
Baby Food - Green Beans	173	0			0.003		0.01
Baby Food - Peaches	171	0			0.003 - 0.020		NT
Baby Food - Pears	177	0			0.001		NT
Baby Food - Sweet Potatoes	177	0			0.010		0.01
Blueberries, Fresh	482	0			0.010		0.01
Blueberries, Frozen	51	0			0.010		0.01
Carrots	177	0			0.015		0.01
Celery	706	0			0.005		0.01
Green Beans	530	0			0.003		0.01
Mushrooms	707	0			0.001		NT
Peaches, Fresh	419	0			0.005		NT
Peaches, Frozen	258	0			0.005		NT
Plums	564	0			0.010		NT
Potatoes	529	0			0.015		0.01
Summer Squash	530	0			0.003 - 0.020		0.01
Tomatoes	709	0			0.001 - 0.015		0.01
Watermelon	<u>709</u>	<u>0</u>			0.020		0.01
TOTAL	7,069	0					
Bensulfuron methyl (herbicide)							
Baby Food - Peaches	83	0			0.001		NT
Green Beans	530	0			0.001		NT
Summer Squash	<u>269</u>	<u>0</u>			0.001		NT
TOTAL	882	0					
Bensulide (herbicide)							
Baby Food - Green Beans	173	0			0.001		NT
Baby Food - Peaches	171	0			0.001 - 0.010		NT
Baby Food - Sweet Potatoes	177	0			0.004		NT
Blueberries, Fresh	482	0			0.004		NT
Blueberries, Frozen	51	0			0.004		NT
Carrots	177	0			0.005		0.10 R
Celery	706	0			0.010		0.15
Green Beans	530	0			0.001		NT
Peaches, Fresh	419	0			0.010		NT
Peaches, Frozen	258	0			0.010		NT
Plums	593	0			0.004		NT
Potatoes	529	0			0.005		NT
Summer Squash	530	0			0.001 - 0.010		0.15
Tomatoes	349	0			0.005		0.10
Watermelon	<u>709</u>	<u>0</u>			0.010		0.15
TOTAL	5,854	0					
Bensulide oxygen analog (metabolite of Bensulide)							
Baby Food - Peaches	88	0			0.002		NT
Baby Food - Sweet Potatoes	177	0			0.002		NT
Blueberries, Fresh	482	0			0.002		NT
Blueberries, Frozen	51	0			0.002		NT
Carrots	177	0			0.010		0.10 R

Pesticide / Commodity	Number of Samples	Samples With Detections	% of Samples With Detections	Range of Values Detected, ppm ^	Range of LODs, ppm ^	Tolerance Violation	EPA Tolerance Level, ppm
Plums	593	0			0.002		NT
Potatoes	529	0			0.010		NT
Summer Squash	261	0			0.002		0.15
Tomatoes	349	0			0.010		0.10
Watermelon	<u>709</u>	<u>0</u>			0.002		0.15
TOTAL	3,416	0					
Bentazon (herbicide)							
Baby Food - Peaches	88	0			0.050		NT
Carrots	177	0			0.030		NT
Potatoes	529	0			0.030		NT
Summer Squash	261	0			0.050		NT
Tomatoes	349	0			0.030		NT
Watermelon	<u>709</u>	<u>0</u>			0.050		NT
TOTAL	2,113	0					
Benthiavdicarb isopropyl (fungicide)							
Baby Food - Green Beans	173	0			0.001		NT
Baby Food - Peaches	83	0			0.001		NT
Carrots	177	0			0.010		NT
Grapes	706	0			0.003		0.25 IM
Green Beans	530	0			0.001		NT
Pears	708	0			0.003		NT
Potatoes	529	0			0.010		NT
Summer Squash	269	0			0.001		NT
Tomatoes	<u>349</u>	<u>0</u>			0.010		0.45 FU
TOTAL	3,524	0					
Benzobicyclon (herbicide)							
Baby Food - Green Beans	173	0			0.003		NT
Baby Food - Peaches	83	0			0.003		NT
Green Beans	530	0			0.003		NT
Summer Squash	<u>269</u>	<u>0</u>			0.003		NT
TOTAL	1,055	0					
Benzovindiflupyr (fungicide)							
Baby Food - Green Beans	173	0			0.001		NT
Baby Food - Peaches	171	0			0.001 - 0.010		NT
Baby Food - Pears	177	0			0.002		0.20
Carrots	177	0			0.020		NT
Grapes	706	0			0.004		1.0
Green Beans	530	1	0.2	0.002	0.001	V-1	NT
Mushrooms	707	0			0.002		NT
Pears	708	0			0.004		0.20
Potatoes	529	0			0.020		0.02
Summer Squash	530	2	0.4	0.001 - 0.006	0.001 - 0.005		0.30
Tomatoes	709	7	1	0.003 - 0.023	0.002 - 0.020		1.5
Watermelon	<u>709</u>	<u>0</u>			0.005		0.30
TOTAL	5,826	10					
6-Benzyladenine (plant growth regulator)							
Baby Food - Green Beans	173	0			0.001		NT
Baby Food - Peaches	<u>83</u>	<u>0</u>			0.001		NT
TOTAL	256	0					
Bifenazate (acaricide)							
Baby Food - Green Beans	173	0			0.003		6.0
Baby Food - Peaches	83	0			0.003		2.5

Pesticide / Commodity	Number of Samples	Samples	% of Samples	Range of Values Detected, ppm ^	Range of LODs, ppm ^	Tolerance Violation	EPA
		With Detections	With Detections				Tolerance Level, ppm
Carrots	177	0			0.005		NT
Celery	706	0			0.010		NT
Grapes	706	5	0.7	0.005 - 0.010	0.005		0.75
Green Beans	501	0			0.003		6.0
Peaches, Fresh	419	22	5.3	0.010 - 0.080	0.010		2.5
Peaches, Frozen	258	0			0.010		2.5
Pears	708	50	7.1	0.005 - 0.13	0.005		0.7
Potatoes	529	0			0.005		0.10
Summer Squash	269	0			0.003		0.75
Tomatoes	<u>349</u>	<u>7</u>	2	0.005 - 0.037	0.005		4.0
TOTAL	4,878	84					
BifenoX (herbicide)							
Baby Food - Green Beans	173	0			0.003		NT
Baby Food - Peaches	83	0			0.003		NT
Green Beans	530	0			0.003		NT
Summer Squash	<u>269</u>	<u>0</u>			0.003		NT
TOTAL	1,055	0					
Bifenthrin (insecticide)							
Baby Food - Green Beans	173	68	39.3	0.001 - 0.014	0.001		0.6
Baby Food - Peaches	171	0			0.001 - 0.005		0.7
Baby Food - Pears	177	1	0.6	0.005	0.001		0.9
Baby Food - Sweet Potatoes	177	0			0.002		0.05
Blueberries, Fresh	482	106	22	0.002 - 0.54	0.002		1.8
Blueberries, Frozen	51	23	45.1	0.003 - 0.16	0.002		1.8
Carrots	177	0			0.005		0.10
Celery	706	69	9.8	0.005 - 0.13	0.005		3.0
Grapes	706	7	1	0.005 - 0.069	0.005		0.3
Green Beans	530	120	22.6	0.001 - 0.17	0.001		0.6
Mushrooms	707	1	0.1	0.004	0.001		0.05 SU
Peaches, Fresh	419	10	2.4	0.039 - 0.34	0.005		0.7
Peaches, Frozen	258	0			0.005		0.7
Pears	708	1	0.1	0.40	0.005		0.9
Plums	593	0			0.002		0.05 FF
Potatoes	529	9	1.7	0.005 - 0.019	0.005		0.05
Summer Squash	530	31	5.8	0.001 - 0.092	0.001 - 0.005		0.4
Tomatoes	709	121	17.1	0.002 - 0.055	0.001 - 0.005		0.3
Watermelon	<u>709</u>	<u>15</u>	2.1	0.005 - 0.014	0.005		0.4
TOTAL	8,512	582					
Biphenyl (fungicide)							
Carrots	177	0			0.075		NT
Potatoes	529	0			0.075		NT
Tomatoes	<u>349</u>	<u>0</u>			0.075		NT
TOTAL	1,055	0					
Bitertanol (fungicide)							
Baby Food - Green Beans	173	0			0.010		NT
Baby Food - Peaches	83	0			0.010		NT
Celery	706	0			0.010		NT
Green Beans	530	0			0.010		NT
Peaches, Fresh	419	2	0.5	0.013 - 0.019	0.010	V-2	NT
Peaches, Frozen	258	0			0.010		NT
Summer Squash	<u>269</u>	<u>0</u>			0.010		NT
TOTAL	2,438	2					
Bixafen (fungicide)							
Baby Food - Green Beans	173	0			0.003		NT

Pesticide / Commodity	Number of Samples	Samples With Detections	% of Samples With Detections	Range of Values Detected, ppm ^	Range of LODs, ppm ^	Tolerance Violation	EPA Tolerance Level, ppm
Baby Food - Peaches	83	0			0.003		NT
Tomatoes	<u>58</u>	<u>0</u>			0.010		NT
TOTAL	314	0					
Boscalid (fungicide)							
Baby Food - Green Beans	173	11	6.4	0.003 - 0.007	0.003		5.0
Baby Food - Peaches	171	0			0.003 - 0.005		3.5
Baby Food - Pears	177	0			0.001		3.0
Baby Food - Sweet Potatoes	177	0			0.003		0.05
Blueberries, Fresh	482	180	37.3	0.003 - 3.0	0.003		13.0
Blueberries, Frozen	51	25	49	0.003 - 0.42	0.003		13.0
Carrots	177	30	16.9	0.020 - 0.12	0.020		2.0
Celery	706	67	9.5	0.010 - 0.56	0.010		45
Grapes	706	339	48	0.005 - 0.49	0.005		5.0
Green Beans	530	65	12.3	0.003 - 0.32	0.003		5.0
Mushrooms	707	0			0.001		NT
Peaches, Fresh	419	23	5.5	0.022 - 0.29	0.010		3.5
Peaches, Frozen	258	2	0.8	0.013 - 0.016	0.010		3.5
Pears	708	15	2.1	0.005 - 0.24	0.005		3.0
Plums	593	16	2.7	0.003 - 0.020	0.003		3.5
Potatoes	529	5	0.9	0.005 - 0.010	0.005		0.05
Summer Squash	530	5	0.9	0.003 - 0.030	0.003 - 0.005		3.0
Tomatoes	709	115	16.2	0.002 - 0.11	0.001 - 0.005		3.0
Watermelon	<u>709</u>	<u>0</u>			0.005		3.0
TOTAL	8,512	898					
Bromacil (herbicide)							
Baby Food - Green Beans	173	0			0.003		NT
Baby Food - Peaches	171	0			0.003 - 0.010		NT
Baby Food - Sweet Potatoes	177	0			0.003		NT
Blueberries, Fresh	482	0			0.003		NT
Blueberries, Frozen	51	0			0.003		NT
Carrots	177	0			0.020		NT
Green Beans	530	0			0.003		NT
Plums	593	0			0.003		NT
Potatoes	529	0			0.020		NT
Summer Squash	530	0			0.003 - 0.010		NT
Tomatoes	349	0			0.020		NT
Watermelon	<u>709</u>	<u>0</u>			0.010		NT
TOTAL	4,471	0					
Bromobutide (herbicide)							
Baby Food - Green Beans	173	0			0.005		NT
Baby Food - Peaches	83	0			0.005		NT
Green Beans	530	0			0.005		NT
Summer Squash	<u>269</u>	<u>0</u>			0.005		NT
TOTAL	1,055	0					
Bromophos ethyl (insecticide)							
Baby Food - Green Beans	173	0			0.001		NT
Baby Food - Peaches	83	0			0.001		NT
Green Beans	530	0			0.001		NT
Summer Squash	<u>269</u>	<u>0</u>			0.001		NT
TOTAL	1,055	0					
Bromopropylate (acaricide)							
Baby Food - Green Beans	173	0			0.001		NT
Baby Food - Peaches	83	0			0.001		NT

Pesticide / Commodity	Number of Samples	Samples With Detections	% of Samples With Detections	Range of Values Detected, ppm ^	Range of LODs, ppm ^	Tolerance Violation	EPA Tolerance Level, ppm
Baby Food - Sweet Potatoes	177	0			0.005		NT
Celery	686	0			0.005		NT
Green Beans	530	0			0.001		NT
Peaches, Fresh	419	0			0.005		NT
Peaches, Frozen	258	0			0.005		NT
Plums	593	0			0.005		NT
Summer Squash	<u>269</u>	<u>0</u>			0.001		NT
TOTAL	3,188	0					
Bromuconazole (fungicide)							
Baby Food - Green Beans	173	0			0.003		NT
Baby Food - Peaches	83	0			0.003		NT
Green Beans	530	0			0.003		NT
Summer Squash	<u>269</u>	<u>0</u>			0.003		NT
TOTAL	1,055	0					
Bupirimate (fungicide)							
Baby Food - Green Beans	173	0			0.001		NT
Baby Food - Peaches	83	0			0.001		NT
Carrots	177	0			0.005		NT
Celery	706	0			0.005		NT
Green Beans	530	0			0.001		NT
Peaches, Fresh	419	0			0.005		NT
Peaches, Frozen	258	0			0.005		NT
Potatoes	529	0			0.005		NT
Summer Squash	269	0			0.001		NT
Tomatoes	<u>349</u>	<u>0</u>			0.005		NT
TOTAL	3,493	0					
Buprofezin (insecticide)							
Baby Food - Green Beans	173	0			0.001		0.02
Baby Food - Peaches	171	2	1.2	0.010 - 0.015	0.001		9.0
Baby Food - Pears	177	0			0.001		6.0
Baby Food - Sweet Potatoes	177	0			0.001		NT
Blueberries, Fresh	482	6	1.2	0.001 - 0.003	0.001		2.5
Blueberries, Frozen	51	1	2	0.002	0.001		2.5
Carrots	177	0			0.001		NT
Celery	706	0			0.010		35
Grapes	706	92	13	0.001 - 0.15	0.001		2.5 IT
Green Beans	530	16	3	0.002 - 0.049	0.001	X-1	0.02
Mushrooms	707	0			0.001		NT
Peaches, Fresh	419	5	1.2	0.027 - 0.23	0.010		9.0
Peaches, Frozen	258	1	0.4	0.013	0.010		9.0
Pears	708	128	18.1	0.001 - 0.90	0.001		6.0
Plums	593	38	6.4	0.001 - 0.013	0.001		2
Potatoes	529	0			0.001		NT
Summer Squash	530	5	0.9	0.001 - 0.003	0.001		0.50
Tomatoes	709	76	10.7	0.001 - 0.26	0.001		2.0
Watermelon	<u>709</u>	<u>5</u>	0.7	0.001 - 0.002	0.001		0.50
TOTAL	8,512	375					
Butachlor (herbicide)							
Baby Food - Green Beans	173	0			0.001		NT
Baby Food - Peaches	83	0			0.001		NT
Green Beans	530	0			0.001		NT
Summer Squash	<u>269</u>	<u>0</u>			0.001		NT
TOTAL	1,055	0					

Pesticide / Commodity	Number of Samples	Samples With Detections	% of Samples With Detections	Range of Values Detected, ppm ^	Range of LODs, ppm ^	Tolerance Violation	EPA Tolerance Level, ppm
Butocarboxim (insecticide, acaricide)							
Carrots	177	0			0.020		NT
Celery	706	0			0.010		NT
Peaches, Fresh	419	0			0.010		NT
Peaches, Frozen	258	0			0.010		NT
Potatoes	529	0			0.020		NT
Tomatoes	<u>349</u>	<u>0</u>			0.020		NT
TOTAL	2,438	0					
Butocarboxim sulfone (metabolite of Butocarboxim)							
Carrots	177	0			0.015		NT
Potatoes	529	0			0.015		NT
Tomatoes	<u>349</u>	<u>0</u>			0.015		NT
TOTAL	1,055	0					
Butocarboxim sulfoxide (metabolite of Butocarboxim)							
Carrots	177	0			0.010		NT
Potatoes	529	0			0.010		NT
Tomatoes	<u>349</u>	<u>0</u>			0.010		NT
TOTAL	1,055	0					
Butralin (herbicide)							
Baby Food - Green Beans	173	0			0.005		NT
Baby Food - Peaches	83	0			0.005		NT
Green Beans	530	0			0.005		NT
Summer Squash	<u>269</u>	<u>0</u>			0.005		NT
TOTAL	1,055	0					
Butylate (herbicide)							
Baby Food - Green Beans	173	0			0.003		NT
Baby Food - Peaches	83	0			0.003		NT
Carrots	177	0			0.020		NT
Green Beans	530	0			0.003		NT
Potatoes	529	0			0.020		NT
Summer Squash	269	0			0.003		NT
Tomatoes	<u>349</u>	<u>0</u>			0.020		NT
TOTAL	2,110	0					
Cadusafos (insecticide)							
Baby Food - Green Beans	173	0			0.001		NT
Baby Food - Peaches	83	0			0.001		NT
Green Beans	530	0			0.001		NT
Summer Squash	<u>269</u>	<u>0</u>			0.001		NT
TOTAL	1,055	0					
Captan (fungicide) (parent of THPI)							
Carrots	177	0			0.10 - 0.20		0.05
Celery	706	0			0.020		0.05
Peaches, Fresh	419	23	5.5	0.020 - 3.1	0.020		15.0
Peaches, Frozen	258	0			0.020		15.0
Potatoes	529	0			0.20		0.05
Tomatoes	<u>349</u>	<u>0</u>			0.20		0.05
TOTAL	2,438	23					
Carbaryl (insecticide)							
Baby Food - Green Beans	173	0			0.003		10
Baby Food - Peaches	171	0			0.002 - 0.003		10
Baby Food - Pears	177	2	1.1	0.002	0.001		12

Pesticide / Commodity	Number of Samples	Samples	% of Samples	Range of Values Detected, ppm ^	Range of LODs, ppm ^	Tolerance Violation	EPA
		With Detections	With Detections				Tolerance Level, ppm
Baby Food - Sweet Potatoes	177	0			0.003		0.2
Blueberries, Fresh	482	0			0.007		3.0
Blueberries, Frozen	51	0			0.007		3.0
Carrots	177	0			0.005		2.0
Celery	706	10	1.4	0.012 - 0.13	0.010		3.0
Grapes	706	0			0.005		10
Green Beans	530	3	0.6	0.003 - 0.010	0.003		10
Mushrooms	707	0			0.001		NT
Peaches, Fresh	419	0			0.010		10
Peaches, Frozen	258	14	5.4	0.020 - 0.098	0.010		10
Pears	708	1	0.1	0.010	0.005		12
Plums	593	0			0.003		10
Potatoes	529	0			0.005		2.0
Summer Squash	530	1	0.2	0.044	0.002 - 0.003		3.0
Tomatoes	709	0			0.001 - 0.005		5.0
Watermelon	<u>709</u>	<u>0</u>			0.002		3.0
TOTAL	8,512	31					

Carbendazim - MBC (fungicide) (metabolite of Benomyl and Thiophanate Methyl)

Baby Food - Green Beans	173	17	9.8	0.001 - 0.005	0.001		2.0 TP
Baby Food - Peaches	171	0			0.001 - 0.010		3.0 TP
Baby Food - Pears	177	12	6.8	0.001 - 0.008	0.001		3.0 TP
Baby Food - Sweet Potatoes	177	0			0.001		NT
Blueberries, Fresh	482	5	1	0.001 - 0.002	0.001	V-5	NT
Blueberries, Frozen	51	1	2	0.004	0.001	V-1	NT
Carrots	177	0			0.010		NT
Celery	352	1	0.3	0.20	0.010	V-1	NT
Grapes	706	6	0.8	0.012 - 0.20	0.010		5.0 TP
Green Beans	530	218	41.1	0.001 - 0.36	0.001		2.0 TP
Mushrooms	707	1	0.1	0.002	0.001	V-1	NT
Peaches, Fresh	125	0			0.010		3.0 TP
Peaches, Frozen	172	8	4.7	0.014 - 0.064	0.010		3.0 TP
Pears	708	195	27.5	0.010 - 0.20	0.010		3.0 TP
Plums	593	5	0.8	0.001 - 0.007	0.001		0.5 TP
Potatoes	529	0			0.010		0.1 TP
Summer Squash	530	3	0.6	0.001 - 0.016	0.001 - 0.010		1.0 TP
Tomatoes	709	7	1	0.002 - 0.047	0.001 - 0.010	V-7	NT
Watermelon	<u>709</u>	<u>6</u>	0.8	0.010 - 0.045	0.010		1.0 TP
TOTAL	7,778	485					

Carbofuran (insecticide) (parent of 3-Hydroxycarbofuran)

Baby Food - Green Beans	173	0			0.001		NT
Baby Food - Peaches	171	0			0.001 - 0.002		NT
Baby Food - Pears	177	0			0.001		NT
Baby Food - Sweet Potatoes	177	0			0.002		NT
Blueberries, Fresh	482	0			0.002		NT
Blueberries, Frozen	51	0			0.002		NT
Carrots	177	0			0.010		NT
Celery	706	0			0.010		NT
Grapes	706	0			0.005		NT
Green Beans	530	0			0.001		NT
Mushrooms	707	0			0.001		NT
Peaches, Fresh	419	0			0.010		NT
Peaches, Frozen	258	0			0.010		NT
Pears	708	0			0.005		NT
Plums	593	0			0.002		NT
Potatoes	529	0			0.010		NT
Summer Squash	530	0			0.001 - 0.002		NT

Pesticide / Commodity	Number of Samples	Samples With Detections	% of Samples With Detections	Range of Values Detected, ppm ^	Range of LODs, ppm ^	Tolerance Violation	EPA Tolerance Level, ppm
Tomatoes	709	0			0.001 - 0.010		NT
Watermelon	<u>709</u>	<u>0</u>			0.002		NT
TOTAL	8,512	0					
Carbophenothion (insecticide)							
Baby Food - Green Beans	173	0			0.003		NT
Baby Food - Peaches	83	0			0.003		NT
Baby Food - Pears	177	0			0.003		NT
Green Beans	530	0			0.003		NT
Mushrooms	707	0			0.003		NT
Summer Squash	269	0			0.003		NT
Tomatoes	<u>360</u>	<u>0</u>			0.003		NT
TOTAL	2,299	0					
Carboxin (fungicide)							
Baby Food - Green Beans	173	0			0.003		0.2
Baby Food - Peaches	171	0			0.003 - 0.025		NT
Carrots	177	0			0.005		NT
Celery	706	0			0.005		NT
Green Beans	530	0			0.003		0.2
Peaches, Fresh	419	0			0.005		NT
Peaches, Frozen	258	0			0.005		NT
Potatoes	529	0			0.005		NT
Summer Squash	530	0			0.003 - 0.025		NT
Tomatoes	349	0			0.005		NT
Watermelon	<u>709</u>	<u>0</u>			0.025		NT
TOTAL	4,551	0					
Carfentrazone (herbicide)							
Baby Food - Green Beans	173	0			0.003		0.10
Baby Food - Peaches	171	0			0.003 - 0.005		0.10
Baby Food - Pears	177	0			0.005		0.10
Baby Food - Sweet Potatoes	177	0			0.005		0.10
Blueberries, Fresh	482	0			0.005		0.10
Blueberries, Frozen	51	0			0.005		0.10
Carrots	177	0			0.020		0.10
Celery	706	0			0.005		0.10
Grapes	706	0			0.008		0.10
Green Beans	530	0			0.003		0.10
Mushrooms	707	0			0.005		NT
Peaches, Fresh	419	0			0.005		0.10
Peaches, Frozen	258	0			0.005		0.10
Pears	708	0			0.008		0.10
Plums	593	0			0.005		0.10
Potatoes	529	0			0.020		0.10
Summer Squash	530	0			0.003 - 0.005		0.10
Tomatoes	709	0			0.005 - 0.020		0.10
Watermelon	<u>709</u>	<u>0</u>			0.005		0.10
TOTAL	8,512	0					
Carpropamid (fungicide)							
Baby Food - Green Beans	173	0			0.001		NT
Baby Food - Peaches	83	0			0.001		NT
Green Beans	530	0			0.001		NT
Summer Squash	<u>269</u>	<u>0</u>			0.001		NT
TOTAL	1,055	0					

Pesticide / Commodity	Number of Samples	Samples With Detections	% of Samples With Detections	Range of Values Detected, ppm ^	Range of LODs, ppm ^	Tolerance Violation	EPA Tolerance Level, ppm
Chlorantraniliprole (insecticide)							
Baby Food - Green Beans	173	0			0.005		2.0
Baby Food - Peaches	171	0			0.005		4.0 IT
Baby Food - Pears	177	69	39	0.003 - 0.027	0.002		1.2
Baby Food - Sweet Potatoes	177	0			0.010		0.30
Blueberries, Fresh	482	12	2.5	0.012 - 0.12	0.010		2.5
Blueberries, Frozen	51	1	2	0.014	0.010		2.5
Carrots	177	0			0.020		0.30
Celery	706	75	10.6	0.020 - 0.23	0.020		13
Grapes	706	85	12	0.008 - 0.15	0.008		2.5
Green Beans	530	50	9.4	0.005 - 0.071	0.005		2.0
Mushrooms	707	0			0.002		NT
Peaches, Fresh	419	59	14.1	0.020 - 0.083	0.020		4.0 IT
Peaches, Frozen	258	0			0.020		4.0 IT
Pears	708	150	21.2	0.008 - 0.062	0.008		1.2
Plums	593	19	3.2	0.010 - 0.038	0.010		4.0 IT
Potatoes	529	0			0.060		0.30
Summer Squash	530	5	0.9	0.005 - 0.013	0.005		0.5
Tomatoes	709	57	8	0.003 - 0.061	0.002 - 0.060		1.4
Watermelon	<u>709</u>	<u>17</u>	2.4	0.005 - 0.012	0.005		0.5
TOTAL	8,512	599					
Chlorbromuron (herbicide)							
Baby Food - Green Beans	173	0			0.001		NT
Baby Food - Peaches	83	0			0.001		NT
Green Beans	530	0			0.001		NT
Summer Squash	<u>269</u>	<u>0</u>			0.001		NT
TOTAL	1,055	0					
Chlordimeform (insecticide)							
Baby Food - Green Beans	173	0			0.001		NT
Baby Food - Peaches	83	0			0.001		NT
Green Beans	530	0			0.001		NT
Summer Squash	<u>269</u>	<u>0</u>			0.001		NT
TOTAL	1,055	0					
Chlorethoxyfos (insecticide)							
Baby Food - Green Beans	173	0			0.003		NT
Baby Food - Peaches	171	0			0.003 - 0.005		NT
Green Beans	530	0			0.003		NT
Summer Squash	530	0			0.003 - 0.005		NT
Watermelon	<u>709</u>	<u>0</u>			0.005		NT
TOTAL	2,113	0					
Chlorfenapyr (insecticide)							
Baby Food - Green Beans	173	0			0.010		0.01 FF
Baby Food - Peaches	171	0			0.010 - 0.025		0.01 FF
Baby Food - Pears	177	0			0.002		0.01 FF
Baby Food - Sweet Potatoes	177	0			0.015		0.01 FF
Blueberries, Fresh	482	0			0.015		0.01 FF
Blueberries, Frozen	51	0			0.015		0.01 FF
Carrots	177	0			0.020		0.01 FF
Celery	706	0			0.005		0.01 FF
Grapes	706	0			0.010		0.01 FF
Green Beans	530	1	0.2	0.046	0.010	X-1	0.01 FF
Mushrooms	707	0			0.002		0.01 FF
Peaches, Fresh	419	0			0.005		0.01 FF
Peaches, Frozen	258	0			0.005		0.01 FF

Pesticide / Commodity	Number of Samples	Samples With Detections	% of Samples With Detections	Range of Values Detected, ppm ^	Range of LODs, ppm ^	Tolerance Violation	EPA Tolerance Level, ppm
Pears	708	0			0.010		0.01 FF
Plums	593	0			0.015		0.01 FF
Potatoes	529	0			0.015		0.01 FF
Summer Squash	530	0			0.010 - 0.025		0.01 FF
Tomatoes	709	45	6.3	0.004 - 0.069	0.002 - 0.015		2
Watermelon	<u>709</u>	<u>0</u>			0.025		0.01 FF
TOTAL	8,512	46					
Chlorfenvinphos (insecticide)							
Baby Food - Green Beans	173	0			0.001		NT
Baby Food - Peaches	83	0			0.001		NT
Baby Food - Pears	177	0			0.002		NT
Celery	706	0			0.005		NT
Green Beans	530	0			0.001		NT
Mushrooms	707	0			0.002		NT
Peaches, Fresh	419	0			0.005		NT
Peaches, Frozen	258	0			0.005		NT
Summer Squash	269	0			0.001		NT
Tomatoes	<u>360</u>	<u>0</u>			0.002		NT
TOTAL	3,682	0					
Chlorfluazuron (insect growth regulator)							
Baby Food - Green Beans	173	0			0.001		NT
Baby Food - Peaches	83	0			0.001		NT
Green Beans	530	0			0.001		NT
Summer Squash	<u>269</u>	<u>0</u>			0.001		NT
TOTAL	1,055	0					
Chlorimuron ethyl (herbicide)							
Baby Food - Peaches	171	0			0.003 - 0.005		NT
Green Beans	530	0			0.003		NT
Summer Squash	530	0			0.003 - 0.005		NT
Watermelon	<u>709</u>	<u>0</u>			0.005		NT
TOTAL	1,940	0					
Chlorobenzilate (acaricide)							
Baby Food - Green Beans	173	0			0.001		NT
Baby Food - Peaches	83	0			0.001		NT
Green Beans	530	0			0.001		NT
Summer Squash	<u>269</u>	<u>0</u>			0.001		NT
TOTAL	1,055	0					
Chloroneb (fungicide)							
Baby Food - Green Beans	173	0			0.001		NT
Baby Food - Peaches	83	0			0.001		NT
Green Beans	530	0			0.001		NT
Summer Squash	<u>269</u>	<u>0</u>			0.001		NT
TOTAL	1,055	0					
Chlorothalonil (fungicide)							
Baby Food - Green Beans	143	0			0.040		5
Baby Food - Peaches	83	0			0.040		0.5
Baby Food - Sweet Potatoes	177	0			0.020		NT
Blueberries, Fresh	482	3	0.6	0.022 - 0.050	0.020		1.0
Blueberries, Frozen	51	0			0.020		1.0
Celery	706	216	30.6	0.005 - 1.8	0.005		15
Green Beans	530	22	4.2	0.041 - 0.58	0.040		5
Peaches, Fresh	419	3	0.7	0.006 - 0.14	0.005		0.5

Pesticide / Commodity	Number of Samples	Samples	% of Samples	Range of Values Detected, ppm ^	Range of LODs, ppm ^	Tolerance Violation	EPA
		With Detections	With Detections				Tolerance Level, ppm
Peaches, Frozen	258	0			0.005		0.5
Plums	593	0			0.020		0.2
Summer Squash	<u>269</u>	<u>17</u>	6.3	0.042 - 0.12	0.040		5.0
TOTAL	3,711	261					
Chlorotoluron (herbicide)							
Baby Food - Green Beans	173	0			0.001		NT
Baby Food - Peaches	83	0			0.001		NT
Green Beans	530	0			0.001		NT
Summer Squash	<u>269</u>	<u>0</u>			0.001		NT
TOTAL	1,055	0					
Chloroxuron (herbicide)							
Baby Food - Green Beans	173	0			0.001		NT
Baby Food - Peaches	83	0			0.001		NT
Green Beans	530	0			0.001		NT
Summer Squash	<u>269</u>	<u>0</u>			0.001		NT
TOTAL	1,055	0					
Chlorpropham (herbicide, growth regulator)							
Baby Food - Green Beans	173	0			0.001		NT
Baby Food - Peaches	171	0			0.001 - 0.005		NT
Baby Food - Pears	177	0			0.001		NT
Baby Food - Sweet Potatoes	177	0			0.020		NT
Blueberries, Fresh	482	0			0.020		NT
Blueberries, Frozen	51	0			0.020		NT
Carrots	177	0			0.010		NT
Celery	706	1	0.1	0.018	0.005	V-1	NT
Green Beans	530	10	1.9	0.001 - 0.009	0.001	V-10	NT
Mushrooms	707	8	1.1	0.002	0.001	V-8	NT
Peaches, Fresh	419	1	0.2	0.011	0.005	V-1	NT
Peaches, Frozen	258	0			0.005		NT
Plums	593	0			0.020		NT
Potatoes	529	472	89.2	0.005 - 16	0.005		30
Summer Squash	530	2	0.4	0.001 - 0.002	0.001 - 0.005	V-2	NT
Tomatoes	709	35	4.9	0.002 - 0.020	0.001 - 0.005	V-35	NT
Watermelon	<u>709</u>	<u>0</u>			0.005		NT
TOTAL	7,098	529					
Chlorpyrifos (insecticide)							
Baby Food - Green Beans	173	0			0.003		0.1 FF
Baby Food - Peaches	171	0			0.003 - 0.015		0.1 FF
Baby Food - Pears	177	0			0.001		0.1 FF
Baby Food - Sweet Potatoes	177	0			0.005		0.1 FF
Blueberries, Fresh	482	2	0.4	0.016 - 0.10	0.005		0.1 FF
Blueberries, Frozen	51	0			0.005		0.1 FF
Carrots	177	0			0.010		0.1 FF
Celery	706	3	0.4	0.050 - 0.11	0.005		0.1 FF
Grapes	706	1	0.1	0.029	0.010		0.1 FF
Green Beans	530	4	0.8	0.003 - 0.026	0.003		0.1 FF
Mushrooms	707	0			0.001		0.1 FF
Peaches, Fresh	419	0			0.005		0.1 FF
Peaches, Frozen	258	0			0.005		0.1 FF
Pears	708	0			0.010		0.1 FF
Plums	593	0			0.005		0.1 FF
Potatoes	529	0			0.010		0.1 FF
Summer Squash	530	1	0.2	0.005	0.003 - 0.015		0.1 FF

Pesticide / Commodity	Number of Samples	Samples With Detections	% of Samples With Detections	Range of Values Detected, ppm ^	Range of LODs, ppm ^	Tolerance Violation	EPA Tolerance Level, ppm
Tomatoes	709	2	0.3	0.002 - 0.012	0.001 - 0.010		0.1 FF
Watermelon	<u>709</u>	<u>0</u>			0.015		0.1 FF
TOTAL	8,512	13					
Chlorpyrifos oxygen analog (metabolite of Chlorpyrifos)							
Baby Food - Green Beans	173	0			0.001		0.1 FF
Baby Food - Peaches	171	0			0.001 - 0.005		0.1 FF
Baby Food - Pears	177	0			0.001		0.1 FF
Baby Food - Sweet Potatoes	177	0			0.002		0.1 FF
Blueberries, Fresh	482	0			0.004		0.1 FF
Blueberries, Frozen	51	0			0.004		0.1 FF
Carrots	177	0			0.005		0.1 FF
Celery	706	0			0.010		0.1 FF
Grapes	706	0			0.004		0.1 FF
Green Beans	530	0			0.001		0.1 FF
Mushrooms	707	0			0.001		0.1 FF
Peaches, Fresh	419	0			0.010		0.1 FF
Peaches, Frozen	258	0			0.010		0.1 FF
Pears	708	0			0.004		0.1 FF
Plums	593	0			0.002		0.1 FF
Potatoes	529	0			0.005		0.1 FF
Summer Squash	530	0			0.001 - 0.005		0.1 FF
Tomatoes	709	0			0.001 - 0.005		0.1 FF
Watermelon	<u>709</u>	<u>0</u>			0.005		0.1 FF
TOTAL	8,512	0					
Chlorpyrifos methyl (insecticide)							
Baby Food - Green Beans	143	0			0.001		NT
Baby Food - Peaches	54	0			0.001		NT
Green Beans	530	0			0.001		NT
Summer Squash	<u>269</u>	<u>0</u>			0.001		NT
TOTAL	996	0					
Chlorpyrifos methyl oxygen analog (insecticide metabolite)							
Baby Food - Green Beans	173	0			0.001		NT
Baby Food - Peaches	83	0			0.001		NT
Green Beans	530	0			0.001		NT
Summer Squash	<u>269</u>	<u>0</u>			0.001		NT
TOTAL	1,055	0					
Chlorsulfuron (herbicide)							
Baby Food - Peaches	83	0			0.001		NT
Green Beans	530	0			0.001		NT
Summer Squash	<u>269</u>	<u>0</u>			0.001		NT
TOTAL	882	0					
Chlorthiophos (insecticide)							
Baby Food - Green Beans	173	0			0.001		NT
Baby Food - Peaches	83	0			0.001		NT
Green Beans	530	0			0.001		NT
Summer Squash	<u>269</u>	<u>0</u>			0.001		NT
TOTAL	1,055	0					
Clethodim (herbicide)							
Baby Food - Peaches	171	0			0.005 - 0.010		0.20
Baby Food - Pears	177	0			0.008		0.20
Carrots	177	0			0.035		1.0
Celery	706	0			0.010		0.60
Grapes	706	0			0.005		NT

Pesticide / Commodity	Number of Samples	Samples With Detections	% of Samples With Detections	Range of Values Detected, ppm ^	Range of LODs, ppm ^	Tolerance Violation	EPA Tolerance Level, ppm
Green Beans	530	0			0.010		3.5
Mushrooms	707	0			0.002 - 0.008		NT
Peaches, Fresh	419	0			0.010		0.20
Peaches, Frozen	258	0			0.010		0.20
Pears	708	0			0.005		0.20
Potatoes	500	0			0.035		1.0
Summer Squash	530	0			0.005 - 0.010		0.50
Tomatoes	680	0			0.002 - 0.035		1.0
Watermelon	<u>709</u>	<u>0</u>			0.005		2.0
TOTAL	6,978	0					
Clethodim 5-OH sulfone (herbicide metabolite)							
Carrots	177	0			0.10		1.0
Potatoes	500	0			0.10		1.0
Tomatoes	<u>320</u>	<u>0</u>			0.10		1.0
TOTAL	997	0					
Clethodim sulfone (herbicide metabolite)							
Carrots	177	0			0.040		1.0
Potatoes	500	0			0.040		1.0
Tomatoes	<u>320</u>	<u>0</u>			0.040		1.0
TOTAL	997	0					
Clethodim sulfoxide (herbicide metabolite)							
Carrots	177	0			0.040		1.0
Potatoes	500	3	0.6	0.040 - 0.064	0.040		1.0
Tomatoes	<u>320</u>	<u>0</u>			0.040		1.0
TOTAL	997	3					
Clodinafop propargyl (herbicide)							
Baby Food - Green Beans	173	0			0.001		NT
Baby Food - Peaches	83	0			0.001		NT
Green Beans	530	0			0.001		NT
Summer Squash	<u>269</u>	<u>0</u>			0.001		NT
TOTAL	1,055	0					
Clofentezine (insecticide)							
Baby Food - Green Beans	173	0			0.005		NT
Baby Food - Peaches	171	0			0.002 - 0.005		1.0
Carrots	177	0			0.040		NT
Grapes	706	0			0.005		1.0
Green Beans	530	0			0.005		NT
Pears	708	0			0.005		0.50
Summer Squash	<u>269</u>	<u>0</u>			0.005		NT
TOTAL	2,734	0					
Clomazone (herbicide)							
Baby Food - Green Beans	173	0			0.001		0.05
Baby Food - Peaches	171	0			0.001 - 0.005		NT
Baby Food - Pears	177	0			0.002		NT
Baby Food - Sweet Potatoes	177	0			0.005		0.05
Blueberries, Fresh	482	0			0.005		NT
Blueberries, Frozen	51	0			0.005		NT
Carrots	177	0			0.020		NT
Celery	706	0			0.005		NT
Green Beans	530	0			0.001		0.05
Mushrooms	707	0			0.002		NT

Pesticide / Commodity	Number of Samples	Samples With Detections	% of Samples With Detections	Range of Values Detected, ppm ^	Range of LODs, ppm ^	Tolerance Violation	EPA Tolerance Level, ppm
Peaches, Fresh	419	0			0.005		NT
Peaches, Frozen	258	0			0.005		NT
Plums	593	0			0.005		NT
Potatoes	529	0			0.020		NT
Summer Squash	530	0			0.001 - 0.005		0.1 IT
Tomatoes	709	0			0.002 - 0.020		NT
Watermelon	<u>709</u>	<u>0</u>			0.005		0.05
TOTAL	7,098	0					
Cloquintocet-mexyl (herbicide safener)							
Baby Food - Green Beans	173	0			0.001		NT
Baby Food - Peaches	83	0			0.001		NT
Green Beans	530	0			0.001		NT
Summer Squash	<u>269</u>	<u>0</u>			0.001		NT
TOTAL	1,055	0					
Cloransulam methyl (herbicide)							
Baby Food - Peaches	83	0			0.001		NT
Green Beans	530	0			0.001		NT
Summer Squash	<u>269</u>	<u>0</u>			0.001		NT
TOTAL	882	0					
Clothianidin (insecticide) (also a metabolite of Thiamethoxam)							
Baby Food - Green Beans	173	0			0.001		0.02 TP
Baby Food - Peaches	171	0			0.001 - 0.025		0.80
Baby Food - Pears	177	17	9.6	0.003 - 0.017	0.002		1.0
Baby Food - Sweet Potatoes	177	0			0.010		0.3
Blueberries, Fresh	482	5	1	0.013 - 0.025	0.010		0.30 TP
Blueberries, Frozen	51	0			0.010		0.30 TP
Carrots	177	0			0.035		0.8
Celery	706	9	1.3	0.011 - 0.050	0.010		4.0 TP
Grapes	706	34	4.8	0.022 - 0.48	0.020		0.60
Green Beans	530	8	1.5	0.001 - 0.007	0.001		0.02 TP
Mushrooms	707	0			0.002		0.02 TP
Peaches, Fresh	419	20	4.8	0.012 - 0.064	0.010		0.80
Peaches, Frozen	258	0			0.010		0.80
Pears	708	17	2.4	0.020 - 0.083	0.020		1.0
Plums	593	0			0.010		0.5 TP
Potatoes	529	1	0.2	0.046	0.035		0.3
Summer Squash	530	14	2.6	0.001 - 0.006	0.001 - 0.025		0.2 TP
Tomatoes	709	42	5.9	0.003 - 0.014	0.002 - 0.035		0.25 TP
Watermelon	<u>709</u>	<u>8</u>	1.1	0.025 - 0.091	0.025		0.2 TP
TOTAL	8,512	175					
Coumaphos (insecticide)							
Baby Food - Green Beans	173	0			0.001		NT
Baby Food - Peaches	83	0			0.001		NT
Baby Food - Pears	177	0			0.002		NT
Baby Food - Sweet Potatoes	177	0			0.010		NT
Blueberries, Fresh	482	0			0.010		NT
Blueberries, Frozen	51	0			0.010		NT
Celery	706	0			0.005		NT
Green Beans	530	0			0.001		NT
Mushrooms	707	0			0.002		NT
Peaches, Fresh	419	0			0.005		NT
Peaches, Frozen	258	0			0.005		NT
Plums	593	0			0.010		NT

Pesticide / Commodity	Number of Samples	Samples With Detections	% of Samples With Detections	Range of Values Detected, ppm ^	Range of LODs, ppm ^	Tolerance Violation	EPA Tolerance Level, ppm
Summer Squash	269	0			0.001		NT
Tomatoes	<u>360</u>	<u>0</u>			0.002		NT
TOTAL	4,985	0					
Coumaphos oxygen analog (metabolite of Coumaphos)							
Baby Food - Green Beans	173	0			0.001		NT
Baby Food - Peaches	83	0			0.001		NT
Baby Food - Pears	177	0			0.003		NT
Baby Food - Sweet Potatoes	177	0			0.010		NT
Blueberries, Fresh	482	0			0.010		NT
Blueberries, Frozen	51	0			0.010		NT
Green Beans	530	0			0.001		NT
Mushrooms	707	0			0.003		NT
Plums	593	0			0.010		NT
Summer Squash	269	0			0.001		NT
Tomatoes	<u>360</u>	<u>0</u>			0.003		NT
TOTAL	3,602	0					
Crotoxyphos (insecticide, acaricide)							
Baby Food - Green Beans	173	0			0.003		NT
Baby Food - Peaches	83	0			0.003		NT
Green Beans	530	0			0.003		NT
Summer Squash	<u>269</u>	<u>0</u>			0.003		NT
TOTAL	1,055	0					
Crufomate (insecticide)							
Baby Food - Green Beans	173	0			0.003		NT
Baby Food - Peaches	83	0			0.003		NT
Green Beans	530	0			0.003		NT
Summer Squash	<u>269</u>	<u>0</u>			0.003		NT
TOTAL	1,055	0					
Cumyluron (herbicide)							
Celery	706	0			0.010		NT
Peaches, Fresh	419	0			0.010		NT
Peaches, Frozen	<u>258</u>	<u>0</u>			0.010		NT
TOTAL	1,383	0					
Cyanazine (herbicide)							
Baby Food - Green Beans	173	0			0.001		NT
Baby Food - Peaches	83	0			0.001		NT
Green Beans	530	0			0.001		NT
Summer Squash	<u>269</u>	<u>0</u>			0.001		NT
TOTAL	1,055	0					
Cyantraniliprole (insecticide)							
Baby Food - Green Beans	173	0			0.003		2.0
Baby Food - Peaches	171	0			0.003 - 0.005		1.5
Baby Food - Pears	177	0			0.002		1.5
Carrots	177	0			0.15		0.40
Grapes	706	1	0.1	0.078	0.015	V-1	NT
Green Beans	530	19	3.6	0.003 - 0.20	0.003		2.0
Mushrooms	707	0			0.002		NT
Pears	708	17	2.4	0.015 - 0.045	0.015		1.5
Potatoes	529	0			0.20		0.15
Summer Squash	530	0			0.003 - 0.005		0.70
Tomatoes	418	35	8.4	0.004 - 0.028	0.002 - 0.20		2.0
Watermelon	<u>709</u>	<u>0</u>			0.005		0.70
TOTAL	5,535	72					

Pesticide / Commodity	Number of Samples	Samples With Detections	% of Samples With Detections	Range of Values Detected, ppm ^	Range of LODs, ppm ^	Tolerance Violation	EPA Tolerance Level, ppm
Cyazofamid (fungicide)							
Baby Food - Green Beans	173	0			0.010		0.5
Baby Food - Peaches	171	0			0.010		NT
Baby Food - Pears	177	0			0.006		NT
Carrots	177	1	0.6	0.029	0.020		0.09
Grapes	706	1	0.1	0.11	0.005		1.5 R
Green Beans	530	1	0.2	0.017	0.010		0.5
Mushrooms	707	0			0.006		NT
Pears	708	0			0.005		NT
Potatoes	529	0			0.020		0.02
Summer Squash	530	1	0.2	0.017	0.010		0.10
Tomatoes	709	1	0.1	0.010	0.006 - 0.020		0.9
Watermelon	<u>709</u>	<u>0</u>			0.010		0.10
TOTAL	5,826	5					
Cyclaniliprole (insecticide)							
Baby Food - Green Beans	173	0			0.005		EX1
Baby Food - Peaches	171	0			0.005 - 0.010		1.0
Carrots	177	0			0.010		EX1
Grapes	706	0			0.010		0.80
Pears	708	0			0.010		0.30
Potatoes	500	0			0.010 - 0.050		0.01
Summer Squash	261	0			0.010		0.15
Tomatoes	349	0			0.010 - 0.020		0.7
Watermelon	<u>709</u>	<u>0</u>			0.010		0.15
TOTAL	3,754	0					
Cyflufenamid (fungicide)							
Baby Food - Green Beans	173	0			0.001		NT
Baby Food - Peaches	171	0			0.001 - 0.005		NT
Baby Food - Pears	177	0			0.001		0.06
Carrots	177	0			0.005		NT
Celery	706	0			0.010		NT
Grapes	706	149	21.1	0.003 - 0.082	0.003		0.15
Green Beans	530	0			0.001		NT
Mushrooms	59	0			0.001		NT
Peaches, Fresh	419	0			0.010		NT
Peaches, Frozen	258	0			0.010		NT
Pears	708	0			0.003		0.06
Potatoes	529	0			0.005		NT
Summer Squash	530	19	3.6	0.002 - 0.066	0.001 - 0.005		0.10
Tomatoes	410	1	0.2	0.013	0.001 - 0.005		0.20
Watermelon	<u>709</u>	<u>0</u>			0.005		0.10
TOTAL	6,262	169					
Cyflumetofen (acaricide)							
Baby Food - Peaches	88	0			0.020		0.4
Baby Food - Pears	177	0			0.005		0.30
Carrots	177	0			0.015		NT
Grapes	706	7	1	0.007 - 0.14	0.005		0.60
Green Beans	383	0			0.005		NT
Mushrooms	59	0			0.002		NT
Pears	708	57	8.1	0.005 - 0.086	0.005		0.30
Potatoes	529	0			0.015		NT
Summer Squash	410	0			0.005 - 0.020		NT
Tomatoes	<u>410</u>	<u>4</u>	1	0.012 - 0.021	0.002 - 0.015		0.7
TOTAL	3,647	68					

Pesticide / Commodity	Number of Samples	Samples With Detections	% of Samples With Detections	Range of Values Detected, ppm ^	Range of LODs, ppm ^	Tolerance Violation	EPA Tolerance Level, ppm
Cyfluthrin (insecticide)							
Baby Food - Green Beans	173	0			0.003		0.05 FF
Baby Food - Peaches	171	0			0.003 - 0.050		0.3
Baby Food - Pears	177	0			0.008 - 0.025		0.5
Baby Food - Sweet Potatoes	177	0			0.004		0.05 FF
Blueberries, Fresh	482	0			0.004		0.05 FF
Blueberries, Frozen	51	0			0.004		0.05 FF
Carrots	177	0			0.025		0.20
Celery	706	12	1.7	0.005 - 0.030	0.005		6.0
Grapes	706	34	4.8	0.014 - 0.11	0.012		1.0
Green Beans	530	1	0.2	0.045	0.003		0.05 FF
Mushrooms	707	0			0.008 - 0.025		0.05 SU
Peaches, Fresh	419	54	12.9	0.006 - 0.10	0.005		0.3
Peaches, Frozen	258	0			0.005		0.3
Pears	708	0			0.012		0.5
Plums	593	0			0.004		0.3
Potatoes	529	0			0.020		0.05 FF
Summer Squash	530	2	0.4	0.003 - 0.008	0.003 - 0.050		0.1
Tomatoes	709	3	0.4	0.012 - 0.045	0.008 - 0.025		0.5
Watermelon	709	0			0.050		0.1
TOTAL	8,512	106					
Cyhalothrin, Total (Cyhalothrin-L + R157836 epimer) (insecticide)							
Baby Food - Green Beans	173	0			0.003		0.20
Baby Food - Peaches	171	12	7	0.003 - 0.010	0.003 - 0.050		0.50
Baby Food - Pears	177	18	10.2	0.005 - 0.022	0.003		0.30
Baby Food - Sweet Potatoes	147	0			0.005		0.02
Blueberries, Fresh	482	2	0.4	0.010 - 0.014	0.005		0.01 FF
Blueberries, Frozen	51	0			0.005		0.01 FF
Carrots	177	0			0.015		0.01 FF
Celery	706	2	0.3	0.008 - 0.018	0.008		0.01 FF
Grapes	706	0			0.030		0.01 FF
Green Beans	530	72	13.6	0.003 - 0.036	0.003		0.20
Mushrooms	707	0			0.003		0.01 FF
Peaches, Fresh	419	96	22.9	0.008 - 0.18	0.008		0.50
Peaches, Frozen	258	1	0.4	0.009	0.008		0.50
Pears	708	1	0.1	0.045	0.030		0.30
Plums	593	3	0.5	0.005 - 0.006	0.005		0.50
Potatoes	529	0			0.015		0.02
Summer Squash	530	9	1.7	0.003 - 0.018	0.003 - 0.005		0.05
Tomatoes	709	14	2	0.005 - 0.022	0.003 - 0.015		0.20
Watermelon	709	0			0.005		0.05
TOTAL	8,482	230					
Cymoxanil (fungicide)							
Baby Food - Green Beans	173	0			0.010		NT
Baby Food - Peaches	171	0			0.010 - 0.050		NT
Baby Food - Sweet Potatoes	177	0			0.005		NT
Blueberries, Fresh	482	0			0.005		NT
Blueberries, Frozen	51	0			0.005		NT
Carrots	177	0			0.020		NT
Celery	706	0			0.010		6.0
Grapes	706	0			0.025		0.10 R
Green Beans	530	0			0.010		NT
Peaches, Fresh	419	0			0.010		NT
Peaches, Frozen	258	0			0.010		NT
Pears	708	0			0.025		NT
Plums	593	0			0.005		NT

Pesticide / Commodity	Number of Samples	Samples With Detections	% of Samples With Detections	Range of Values Detected, ppm ^	Range of LODs, ppm ^	Tolerance Violation	EPA Tolerance Level, ppm
Potatoes	529	0			0.020		0.05
Summer Squash	530	0			0.010 - 0.050		0.05
Tomatoes	709	0			0.003 - 0.020		0.2
Watermelon	<u>709</u>	<u>0</u>			0.050		0.05
TOTAL	7,628	0					
Cypermethrin (insecticide)							
Baby Food - Green Beans	173	0			0.020		0.7
Baby Food - Peaches	171	0			0.020 - 0.050		2
Baby Food - Pears	177	0			0.022		2
Baby Food - Sweet Potatoes	177	0			0.010		0.1
Blueberries, Fresh	482	92	19.1	0.011 - 1.4	0.010	X-2	0.8
Blueberries, Frozen	51	17	33.3	0.018 - 0.32	0.010		0.8
Carrots	177	0			0.035		0.1
Celery	706	28	4	0.011 - 0.060	0.010		10
Grapes	706	2	0.3	0.28 - 0.51	0.20		2
Green Beans	530	21	4	0.020 - 0.10	0.020		0.7
Mushrooms	707	0			0.022 - 0.034		0.05 FF
Peaches, Fresh	419	5	1.2	0.018 - 0.25	0.010		2
Peaches, Frozen	258	0			0.010		2
Pears	708	0			0.20		2
Plums	593	1	0.2	0.036	0.010		2
Potatoes	529	0			0.035		0.1
Summer Squash	530	0			0.020 - 0.050		0.2
Tomatoes	709	3	0.4	0.053 - 0.20	0.022 - 0.11		0.2
Watermelon	<u>709</u>	<u>0</u>			0.050		0.2
TOTAL	8,512	169					
Cyphenothrin (insecticide)							
Baby Food - Green Beans	173	0			0.010		NT
Baby Food - Peaches	171	0			0.010 - 0.050		NT
Baby Food - Sweet Potatoes	177	0			0.015		NT
Blueberries, Fresh	482	0			0.015		NT
Blueberries, Frozen	51	0			0.015		NT
Carrots	177	0			0.060		NT
Celery	706	0			0.008		NT
Grapes	706	0			0.10		NT
Green Beans	530	0			0.015		NT
Peaches, Fresh	419	0			0.008		NT
Peaches, Frozen	258	0			0.008		NT
Pears	708	0			0.10		NT
Plums	593	0			0.015		NT
Potatoes	529	0			0.060		NT
Summer Squash	530	0			0.015 - 0.050		NT
Tomatoes	349	0			0.060		NT
Watermelon	<u>709</u>	<u>0</u>			0.050		NT
TOTAL	7,268	0					
Cyprazine (herbicide)							
Baby Food - Green Beans	173	0			0.001		NT
Baby Food - Peaches	83	0			0.001		NT
Green Beans	530	0			0.001		NT
Summer Squash	<u>269</u>	<u>0</u>			0.001		NT
TOTAL	1,055	0					
Cyproconazole (fungicide)							
Baby Food - Green Beans	173	0			0.001		NT
Baby Food - Peaches	83	0			0.001		NT
Baby Food - Sweet Potatoes	177	0			0.010		NT

Pesticide / Commodity	Number of Samples	Samples With Detections	% of Samples With Detections	Range of Values Detected, ppm ^	Range of LODs, ppm ^	Tolerance Violation	EPA
							Tolerance Level, ppm
Blueberries, Fresh	482	0			0.010		NT
Blueberries, Frozen	51	0			0.010		NT
Carrots	177	0			0.005		NT
Green Beans	530	0			0.001		NT
Plums	593	0			0.010		NT
Potatoes	529	0			0.005		NT
Summer Squash	269	0			0.001		NT
Tomatoes	<u>349</u>	<u>0</u>			0.005		NT
TOTAL	3,413	0					
Cyprodinil (fungicide)							
Baby Food - Green Beans	173	0			0.003		0.6
Baby Food - Peaches	171	6	3.5	0.004 - 0.038	0.003 - 0.005		2.0
Baby Food - Pears	177	0			0.001		1.7
Baby Food - Sweet Potatoes	177	0			0.005		0.01
Blueberries, Fresh	482	130	27	0.005 - 0.62	0.005		5.0
Blueberries, Frozen	51	21	41.2	0.005 - 0.25	0.005		5.0
Carrots	177	0			0.015		0.75
Celery	706	2	0.3	0.017 - 0.023	0.005		30
Grapes	706	303	42.9	0.005 - 2.5	0.005		3.0
Green Beans	530	3	0.6	0.003 - 0.028	0.003		0.6
Mushrooms	707	1	0.1	0.002	0.001	V-1	NT
Peaches, Fresh	419	64	15.3	0.007 - 0.58	0.005		2.0
Peaches, Frozen	258	48	18.6	0.005 - 0.056	0.005		2.0
Pears	708	2	0.3	0.068 - 0.075	0.005		1.7
Plums	593	12	2	0.006 - 0.076	0.005		2.0
Potatoes	529	0			0.015		0.01
Summer Squash	530	3	0.6	0.009 - 0.029	0.003 - 0.005		0.70
Tomatoes	709	81	11.4	0.002 - 0.19	0.001 - 0.015		1.5
Watermelon	<u>709</u>	<u>69</u>	9.7	0.005 - 0.042	0.005		0.70
TOTAL	8,512	745					
Cyprosulfamide (herbicide safener)							
Baby Food - Peaches	171	0			0.003 - 0.005		NT
Green Beans	530	0			0.003		NT
Summer Squash	530	0			0.003 - 0.005		NT
Tomatoes	58	0			0.010		NT
Watermelon	<u>709</u>	<u>0</u>			0.005		NT
TOTAL	1,998	0					
Cyromazine (insect growth regulator)							
Baby Food - Green Beans	173	0			0.005		2.0
Baby Food - Peaches	83	0			0.005		NT
Baby Food - Pears	177	0			0.008		NT
Carrots	177	0			0.10		NT
Green Beans	530	14	2.6	0.005 - 0.016	0.005		2.0
Potatoes	529	0			0.10		0.8
Summer Squash	530	1	0.2	0.022	0.005 - 0.050		1.0
Tomatoes	<u>709</u>	<u>6</u>	0.8	0.008 - 0.026	0.008 - 0.10		1
TOTAL	2,908	21					
Daimuron (herbicide)							
Baby Food - Green Beans	173	0			0.001		NT
Baby Food - Peaches	83	0			0.001		NT
Green Beans	530	0			0.001		NT
Summer Squash	<u>269</u>	<u>0</u>			0.001		NT
TOTAL	1,055	0					

Pesticide / Commodity	Number of Samples	Samples With Detections	% of Samples With Detections	Range of Values Detected, ppm ^	Range of LODs, ppm ^	Tolerance Violation	EPA Tolerance Level, ppm
DCPA (herbicide)							
Baby Food - Green Beans	173	0			0.001		2.0 IN
Baby Food - Peaches	171	0			0.001 - 0.005		NT
Baby Food - Pears	177	0			0.001		NT
Baby Food - Sweet Potatoes	177	0			0.002		2.0 IN
Blueberries, Fresh	482	0			0.002		NT
Blueberries, Frozen	51	0			0.002		NT
Carrots	177	0			0.020		NT
Celery	706	8	1.1	0.005 - 0.022	0.005	V-8	NT
Green Beans	530	5	0.9	0.001 - 0.039	0.001		2.0 IN
Mushrooms	707	0			0.001		NT
Peaches, Fresh	419	0			0.005		NT
Peaches, Frozen	258	0			0.005		NT
Plums	593	0			0.002		NT
Potatoes	529	0			0.020		2.0 IN
Summer Squash	530	2	0.4	0.002 - 0.004	0.001 - 0.005		1.0 IN
Tomatoes	709	0			0.001 - 0.020		1.0
Watermelon	<u>709</u>	<u>0</u>			0.005		1.0
TOTAL	7,098	15					
DEF - Tribufos (herbicide, plant growth regulator)							
Baby Food - Green Beans	173	0			0.001		NT
Baby Food - Peaches	83	0			0.001		NT
Green Beans	530	0			0.001		NT
Summer Squash	<u>269</u>	<u>0</u>			0.001		NT
TOTAL	1,055	0					
Deltamethrin (includes parent Tralomethrin) (insecticide)							
Baby Food - Green Beans	173	0			0.001		0.05 FF
Baby Food - Peaches	171	0			0.001 - 0.050		0.05 FF
Baby Food - Pears	177	0			0.012 - 0.040		0.2
Baby Food - Sweet Potatoes	177	0			0.015		0.05 FF
Blueberries, Fresh	482	0			0.015		0.05 FF
Blueberries, Frozen	51	0			0.015		0.05 FF
Carrots	177	0			0.070		0.2
Celery	706	0			0.008		0.05 FF
Grapes	706	0			0.020		0.05 FF
Green Beans	530	5	0.9	0.002 - 0.007	0.001		0.05 FF
Mushrooms	707	0			0.012		0.05 FF
Peaches, Fresh	419	0			0.008		0.05 FF
Peaches, Frozen	258	0			0.008		0.05 FF
Pears	708	0			0.020		0.2
Plums	593	0			0.015		0.05 FF
Potatoes	529	0			0.070		0.05 FF
Summer Squash	530	0			0.001 - 0.050		0.2
Tomatoes	709	0			0.012 - 0.080		0.3
Watermelon	<u>709</u>	<u>0</u>			0.050		0.2
TOTAL	8,512	5					
Demeton-O (metabolite of the insecticide Demeton)							
Baby Food - Green Beans	173	0			0.001		NT
Baby Food - Peaches	83	0			0.001		NT
Green Beans	530	0			0.001		NT
Summer Squash	<u>269</u>	<u>0</u>			0.001		NT
TOTAL	1,055	0					
Demeton-S (metabolite of Demeton)							
Baby Food - Green Beans	173	0			0.003		NT

Pesticide / Commodity	Number of Samples	Samples With Detections	% of Samples With Detections	Range of Values Detected, ppm ^	Range of LODs, ppm ^	Tolerance Violation	EPA Tolerance Level, ppm
Baby Food - Peaches	83	0			0.003		NT
Green Beans	530	0			0.003		NT
Summer Squash	<u>269</u>	<u>0</u>			0.003		NT
TOTAL	1,055	0					
Demeton-S methyl (insecticide metabolite)							
Baby Food - Green Beans	173	0			0.005		NT
Baby Food - Peaches	83	0			0.005		NT
Green Beans	530	0			0.005		NT
Summer Squash	<u>269</u>	<u>0</u>			0.005		NT
TOTAL	1,055	0					
Demeton-S sulfone (metabolite of Demeton-S)							
Baby Food - Green Beans	173	0			0.001		NT
Baby Food - Peaches	83	0			0.001		NT
Green Beans	530	0			0.001		NT
Summer Squash	<u>269</u>	<u>0</u>			0.001		NT
TOTAL	1,055	0					
Demeton-S sulfoxide (metabolite of Demeton-S)							
Baby Food - Green Beans	173	0			0.001		NT
Baby Food - Peaches	83	0			0.001		NT
Green Beans	530	0			0.001		NT
Summer Squash	<u>269</u>	<u>0</u>			0.001		NT
TOTAL	1,055	0					
Desethyl atrazine (herbicide metabolite)							
Baby Food - Green Beans	173	0			0.003		NT
Baby Food - Peaches	83	0			0.003		NT
Green Beans	530	0			0.003		NT
Summer Squash	<u>269</u>	<u>0</u>			0.003		NT
TOTAL	1,055	0					
Desmedipham (herbicide)							
Baby Food - Peaches	88	0			0.005		NT
Carrots	177	0			0.060		NT
Potatoes	529	0			0.060		NT
Summer Squash	261	0			0.005		NT
Tomatoes	349	0			0.060		NT
Watermelon	<u>709</u>	<u>0</u>			0.005		NT
TOTAL	2,113	0					
Desmetryn (herbicide)							
Baby Food - Green Beans	173	0			0.001		NT
Baby Food - Peaches	83	0			0.001		NT
Green Beans	530	0			0.001		NT
Summer Squash	<u>269</u>	<u>0</u>			0.001		NT
TOTAL	1,055	0					
Dialifos (insecticide)							
Baby Food - Green Beans	173	0			0.005		NT
Baby Food - Peaches	83	0			0.005		NT
Green Beans	530	0			0.005		NT
Summer Squash	<u>269</u>	<u>0</u>			0.005		NT
TOTAL	1,055	0					
Diazinon (insecticide)							
Baby Food - Green Beans	173	0			0.001		0.50
Baby Food - Peaches	171	0			0.001 - 0.005		0.20

Pesticide / Commodity	Number of Samples	Samples With Detections	% of Samples With Detections	Range of Values Detected, ppm ^	Range of LODs, ppm ^	Tolerance Violation	EPA
							Tolerance Level, ppm
Baby Food - Pears	177	0			0.001		0.50
Baby Food - Sweet Potatoes	177	0			0.005		0.10 R
Blueberries, Fresh	482	0			0.005		0.50
Blueberries, Frozen	51	0			0.005		0.50
Carrots	177	0			0.010		0.75
Celery	706	5	0.7	0.003 - 0.028	0.002		0.70 R
Grapes	706	0			0.001		0.75 IT
Green Beans	530	0			0.001		0.50
Mushrooms	707	0			0.001		0.75 IT
Peaches, Fresh	419	0			0.002		0.20
Peaches, Frozen	258	0			0.002		0.20
Pears	708	3	0.4	0.001 - 0.004	0.001		0.50
Plums	593	0			0.005		0.20
Potatoes	529	0			0.010		0.10 R
Summer Squash	530	0			0.001 - 0.005		0.50 R
Tomatoes	709	3	0.4	0.002 - 0.068	0.001 - 0.010		0.75
Watermelon	<u>709</u>	<u>0</u>			0.005		0.75
TOTAL	8,512	11					

Diazinon oxygen analog (metabolite of Diazinon)

Baby Food - Green Beans	173	0			0.001		0.50
Baby Food - Peaches	83	0			0.001		0.20
Baby Food - Pears	177	0			0.001		0.50
Carrots	177	0			0.010		0.75
Celery	706	0			0.001		0.70 R
Grapes	706	0			0.003		0.75 IT
Green Beans	530	0			0.001		0.50
Mushrooms	707	0			0.001		0.75 IT
Peaches, Fresh	419	0			0.001		0.20
Peaches, Frozen	258	0			0.001		0.20
Pears	708	0			0.003		0.50
Potatoes	529	0			0.010		0.10 R
Summer Squash	269	0			0.001		0.50 R
Tomatoes	<u>709</u>	<u>0</u>			0.001 - 0.010		0.75
TOTAL	6,151	0					

Dichlobenil (herbicide)

Baby Food - Green Beans	173	0			0.001		NT
Baby Food - Peaches	171	0			0.001 - 0.002		0.15
Baby Food - Pears	177	0			0.001		0.5
Baby Food - Sweet Potatoes	177	0			0.010		NT
Blueberries, Fresh	482	0			0.010		0.15
Blueberries, Frozen	51	0			0.010		0.15
Carrots	177	0			0.010		NT
Celery	706	0			0.005		NT
Grapes	706	0			0.001		0.15
Green Beans	530	0			0.001		NT
Mushrooms	707	0			0.001		NT
Peaches, Fresh	419	0			0.005		0.15
Peaches, Frozen	258	0			0.005		0.15
Pears	708	0			0.001		0.5
Plums	593	0			0.010		0.15
Potatoes	529	0			0.010		NT
Summer Squash	530	0			0.001 - 0.002		NT
Tomatoes	709	0			0.001 - 0.010		NT
Watermelon	<u>709</u>	<u>0</u>			0.002		NT
TOTAL	8,512	0					

Pesticide / Commodity	Number of Samples	Samples With Detections	% of Samples With Detections	Range of Values Detected, ppm ^	Range of LODs, ppm ^	Tolerance Violation	EPA Tolerance Level, ppm
Dichlofenthion (insecticide)							
Baby Food - Green Beans	173	0			0.001		NT
Baby Food - Peaches	83	0			0.001		NT
Green Beans	530	0			0.001		NT
Summer Squash	<u>269</u>	<u>0</u>			0.001		NT
TOTAL	1,055	0					
Dichlormid (herbicide safener)							
Baby Food - Green Beans	173	0			0.020		0.05
Baby Food - Peaches	171	0			0.005 - 0.020		NT
Carrots	177	0			0.040		0.05
Green Beans	530	0			0.020		0.05
Potatoes	529	0			0.040		0.05
Summer Squash	530	0			0.005 - 0.020		0.05
Tomatoes	349	0			0.040		0.05
Watermelon	<u>709</u>	<u>0</u>			0.005		0.05
TOTAL	3,168	0					
Dichlorobenzophenone o,p' (insecticide) (also a breakdown product of Dicofof)							
Baby Food - Green Beans	173	0			0.005		NT
Baby Food - Peaches	83	0			0.005		NT
Green Beans	530	0			0.005		NT
Summer Squash	<u>269</u>	<u>0</u>			0.005		NT
TOTAL	1,055	0					
Dichlorobenzophenone p,p' (insecticide) (also a breakdown product of Dicofof)							
Baby Food - Green Beans	173	0			0.005		NT
Baby Food - Peaches	83	0			0.005		NT
Green Beans	530	0			0.005		NT
Summer Squash	<u>269</u>	<u>0</u>			0.005		NT
TOTAL	1,055	0					
Dichlorvos - DDVP (insecticide) (also a metabolite of Naled)							
Baby Food - Green Beans	173	0			0.040		0.5 TP
Baby Food - Peaches	171	0			0.005 - 0.040		0.5 TP
Baby Food - Pears	177	0			0.003		0.5 TP
Baby Food - Sweet Potatoes	177	0			0.020		0.5
Blueberries, Fresh	482	0			0.020		0.5 TP
Blueberries, Frozen	51	0			0.020		0.5 TP
Carrots	177	0			0.010		0.5 FF
Celery	706	0			0.010		3 TP
Grapes	706	0			0.025		0.5 TP
Green Beans	530	0			0.040		0.5 TP
Mushrooms	707	0			0.003		0.5 TP
Peaches, Fresh	419	0			0.010		0.5 TP
Peaches, Frozen	258	0			0.010		0.5 TP
Pears	708	0			0.025		0.5 TP
Plums	593	0			0.020		0.5 TP
Potatoes	529	0			0.010		0.5 TP
Summer Squash	530	0			0.005 - 0.040		0.5 TP
Tomatoes	709	0			0.003 - 0.010		0.5 TP
Watermelon	<u>709</u>	<u>0</u>			0.005		0.5 TP
TOTAL	8,512	0					
Diclobutrazol (fungicide)							
Baby Food - Green Beans	173	0			0.005		NT
Baby Food - Peaches	83	0			0.005		NT

Pesticide / Commodity	Number of Samples	Samples With Detections	% of Samples With Detections	Range of Values Detected, ppm ^	Range of LODs, ppm ^	Tolerance Violation	EPA Tolerance Level, ppm
Green Beans	530	0			0.005		NT
Summer Squash	<u>269</u>	<u>0</u>			0.005		NT
TOTAL	1,055	0					
Diclofop methyl (herbicide)							
Baby Food - Green Beans	173	0			0.001		NT
Baby Food - Peaches	83	0			0.001		NT
Baby Food - Sweet Potatoes	177	0			0.001		NT
Blueberries, Fresh	482	0			0.001		NT
Blueberries, Frozen	51	0			0.001		NT
Green Beans	530	0			0.001		NT
Plums	593	0			0.001		NT
Summer Squash	<u>269</u>	<u>0</u>			0.001		NT
TOTAL	2,358	0					
Dicloran (fungicide)							
Baby Food - Green Beans	173	0			0.001		20 IT
Baby Food - Peaches	171	0			0.001 - 0.010		20
Baby Food - Pears	177	0			0.002		NT
Baby Food - Sweet Potatoes	177	0			0.016		10
Blueberries, Fresh	482	0			0.016		NT
Blueberries, Frozen	51	0			0.016		NT
Carrots	177	0			0.020		10 IT
Celery	706	74	10.5	0.005 - 1.6	0.005		15
Grapes	706	1	0.1	0.044	0.030		10
Green Beans	530	18	3.4	0.002 - 0.13	0.001		20 IT
Mushrooms	707	0			0.002 - 0.008		NT
Peaches, Fresh	419	0			0.005		20
Peaches, Frozen	258	0			0.005		20
Pears	708	0			0.030		NT
Plums	593	0			0.016		15
Potatoes	529	0			0.020		0.25 IT
Summer Squash	530	0			0.001 - 0.010		NT
Tomatoes	694	1	0.1	0.004	0.002 - 0.020		5
Watermelon	<u>709</u>	<u>0</u>			0.010		NT
TOTAL	8,497	94					
Diclosulam (herbicide)							
Baby Food - Green Beans	91	0			0.003		NT
Baby Food - Peaches	83	0			0.003		NT
Green Beans	530	0			0.003		NT
Summer Squash	<u>269</u>	<u>0</u>			0.003		NT
TOTAL	973	0					
Dicofol (insecticide)							
Grapes	706	0			0.004		5.0 IT
Pears	<u>708</u>	<u>0</u>			0.004		10.0 IT
TOTAL	1,414	0					
Dicofol o,p' (isomer of Dicofol)							
Carrots	177	0			0.015		NT
Potatoes	529	0			0.015		NT
Tomatoes	<u>349</u>	<u>0</u>			0.015		2.0 IT
TOTAL	1,055	0					
Dicofol p,p' (isomer of Dicofol)							
Baby Food - Peaches	88	0			0.005		5.0 IT
Baby Food - Pears	177	0			0.001		10.0 IT
Baby Food - Sweet Potatoes	177	0			0.010		NT

Pesticide / Commodity	Number of Samples	Samples With Detections	% of Samples With Detections	Range of Values Detected, ppm ^	Range of LODs, ppm ^	Tolerance Violation	EPA
							Tolerance Level, ppm
Blueberries, Fresh	482	0			0.010		NT
Blueberries, Frozen	51	0			0.010		NT
Carrots	177	0			0.025		NT
Mushrooms	707	0			0.001		NT
Plums	593	0			0.010		5.0 IT
Potatoes	529	0			0.025		NT
Summer Squash	261	0			0.005		2.0 IT
Tomatoes	709	0			0.001 - 0.025		2.0 IT
Watermelon	<u>709</u>	<u>2</u>	0.3	0.007 - 0.009	0.005		2.0 IT
TOTAL	4,660	2					
Dicrotophos (insecticide)							
Baby Food - Green Beans	173	0			0.001		NT
Baby Food - Peaches	83	0			0.001		NT
Baby Food - Pears	177	0			0.001		NT
Green Beans	530	0			0.001		NT
Mushrooms	707	0			0.001		NT
Summer Squash	269	0			0.001		NT
Tomatoes	<u>360</u>	<u>0</u>			0.003		NT
TOTAL	2,299	0					
Diethofencarb (fungicide)							
Baby Food - Green Beans	173	0			0.003		NT
Baby Food - Peaches	83	0			0.003		NT
Green Beans	530	0			0.003		NT
Summer Squash	<u>269</u>	<u>0</u>			0.003		NT
TOTAL	1,055	0					
Difenoconazole (fungicide)							
Baby Food - Green Beans	173	0			0.001		NT
Baby Food - Peaches	171	0			0.001 - 0.002		2.5
Baby Food - Pears	177	16	9	0.002 - 0.012	0.001		5.0
Baby Food - Sweet Potatoes	177	0			0.010		4.0
Blueberries, Fresh	482	35	7.3	0.010 - 0.19	0.010		4.0
Blueberries, Frozen	51	2	3.9	0.015 - 0.034	0.010		4.0
Carrots	177	1	0.6	0.007	0.005		0.6
Celery	706	1	0.1	0.006	0.005	V-1	NT
Grapes	706	189	26.8	0.001 - 0.086	0.001		3.0
Green Beans	530	6	1.1	0.002 - 0.062	0.001	V-6	NT
Mushrooms	707	0			0.003		NT
Peaches, Fresh	419	36	8.6	0.008 - 0.14	0.005		2.5
Peaches, Frozen	258	0			0.005		2.5
Pears	708	11	1.6	0.001 - 0.046	0.001		5.0
Plums	593	2	0.3	0.013 - 0.045	0.010		2.5
Potatoes	529	64	12.1	0.006 - 1.3	0.005 - 0.010		4.0
Summer Squash	530	10	1.9	0.001 - 0.010	0.001 - 0.002		0.70
Tomatoes	709	179	25.2	0.002 - 0.24	0.001 - 0.005		0.60
Watermelon	<u>709</u>	<u>0</u>			0.002		0.70
TOTAL	8,512	552					
Diflubenzuron (insecticide)							
Baby Food - Green Beans	173	0			0.001		NT
Baby Food - Peaches	171	4	2.3	0.002	0.001 - 0.020		0.50
Baby Food - Pears	177	54	30.5	0.002 - 0.014	0.001		0.50
Baby Food - Sweet Potatoes	177	0			0.002		NT
Blueberries, Fresh	453	0			0.002		NT
Blueberries, Frozen	51	0			0.002		NT
Carrots	177	0			0.080		0.20

Pesticide / Commodity	Number of Samples	Samples With Detections	% of Samples With Detections	Range of Values Detected, ppm ^	Range of LODs, ppm ^	Tolerance Violation	EPA Tolerance Level, ppm
Grapes	706	0			0.005		NT
Green Beans	530	0			0.001		NT
Mushrooms	707	0			0.001 - 0.003		0.2
Pears	708	4	0.6	0.048 - 0.42	0.005		0.50
Plums	593	22	3.7	0.002 - 0.006	0.002		0.50
Potatoes	529	0			0.080		NT
Summer Squash	530	0			0.001 - 0.020		NT
Tomatoes	709	0			0.001 - 0.080		NT
Watermelon	<u>709</u>	<u>0</u>			0.020		NT
TOTAL	7,100	84					
Dimepiperate (herbicide)							
Baby Food - Green Beans	173	0			0.003		NT
Baby Food - Peaches	83	0			0.003		NT
Green Beans	530	0			0.003		NT
Summer Squash	<u>269</u>	<u>0</u>			0.003		NT
TOTAL	1,055	0					
Dimethenamid (herbicide)							
Baby Food - Green Beans	173	0			0.001		NT
Baby Food - Peaches	171	0			0.001 - 0.005		NT
Baby Food - Pears	177	0			0.001		NT
Baby Food - Sweet Potatoes	177	0			0.002		0.01
Blueberries, Fresh	482	0			0.002		NT
Blueberries, Frozen	51	0			0.002		NT
Carrots	177	0			0.010		NT
Celery	706	0			0.005		NT
Green Beans	530	0			0.001		NT
Mushrooms	707	0			0.001		NT
Peaches, Fresh	419	0			0.005		NT
Peaches, Frozen	258	0			0.005		NT
Plums	593	0			0.002		NT
Potatoes	529	0			0.010		0.01
Summer Squash	530	0			0.001 - 0.005		NT
Tomatoes	709	0			0.001 - 0.010		NT
Watermelon	<u>709</u>	<u>0</u>			0.005		NT
TOTAL	7,098	0					
Dimethipin (plant growth regulator)							
Baby Food - Green Beans	173	0			0.020		NT
Baby Food - Peaches	83	0			0.020		NT
Green Beans	530	0			0.020		NT
Summer Squash	<u>269</u>	<u>0</u>			0.020		NT
TOTAL	1,055	0					
Dimethoate (insecticide) (parent of Omethoate)							
Baby Food - Green Beans	173	0			0.001		2.0
Baby Food - Peaches	171	0			0.001 - 0.005		NT
Baby Food - Pears	177	0			0.001		2.0
Baby Food - Sweet Potatoes	177	0			0.005		NT
Blueberries, Fresh	482	1	0.2	0.006	0.005		1.0
Blueberries, Frozen	51	0			0.005		1.0
Carrots	177	0			0.010		NT
Celery	706	6	0.8	0.014 - 0.33	0.010		2.0
Grapes	706	0			0.005		NT
Green Beans	530	13	2.5	0.002 - 0.24	0.001		2.0
Mushrooms	707	0			0.001		NT
Peaches, Fresh	419	0			0.010		NT

Pesticide / Commodity	Number of Samples	Samples With Detections	% of Samples With Detections	Range of Values Detected, ppm ^	Range of LODs, ppm ^	Tolerance Violation	EPA Tolerance Level, ppm
Peaches, Frozen	258	0			0.010		NT
Pears	708	0			0.005		2.0
Plums	593	0			0.005		NT
Potatoes	529	0			0.010		0.2
Summer Squash	530	0			0.001 - 0.005		NT
Tomatoes	709	0			0.001 - 0.010		2.0
Watermelon	<u>709</u>	<u>2</u>	0.3	0.005 - 0.014	0.005		1.0
TOTAL	8,512	22					
Dimethomorph (fungicide)							
Baby Food - Green Beans	173	0			0.003		NT
Baby Food - Peaches	171	0			0.003 - 0.020		NT
Baby Food - Pears	177	0			0.003		NT
Baby Food - Sweet Potatoes	177	0			0.003		NT
Blueberries, Fresh	482	0			0.003		NT
Blueberries, Frozen	51	0			0.003		NT
Carrots	177	0			0.010		NT
Celery	706	2	0.3	0.011 - 0.024	0.010		30.0
Grapes	706	2	0.3	0.024 - 0.21	0.010		3.0
Green Beans	530	0			0.003		NT
Mushrooms	707	0			0.001		NT
Peaches, Fresh	419	0			0.010		NT
Peaches, Frozen	258	0			0.010		NT
Pears	708	0			0.010		NT
Plums	593	0			0.003		NT
Potatoes	529	0			0.010		0.05
Summer Squash	530	1	0.2	0.009	0.003 - 0.020		0.5
Tomatoes	709	21	3	0.002 - 0.033	0.001 - 0.010		1.5
Watermelon	<u>709</u>	<u>0</u>			0.020		0.5
TOTAL	8,512	26					
Dimethylvinphos (insecticide)							
Baby Food - Green Beans	173	0			0.001		NT
Baby Food - Peaches	83	0			0.001		NT
Green Beans	530	0			0.001		NT
Summer Squash	<u>269</u>	<u>0</u>			0.001		NT
TOTAL	1,055	0					
Dimetilan (insecticide)							
Baby Food - Green Beans	173	0			0.001		NT
Baby Food - Peaches	83	0			0.001		NT
Green Beans	530	0			0.001		NT
Summer Squash	<u>269</u>	<u>0</u>			0.001		NT
TOTAL	1,055	0					
Dimoxystrobin (fungicide)							
Baby Food - Green Beans	173	0			0.001		NT
Baby Food - Peaches	83	0			0.001		NT
Green Beans	530	0			0.001		NT
Summer Squash	<u>269</u>	<u>0</u>			0.001		NT
TOTAL	1,055	0					
Diniconazole (fungicide)							
Baby Food - Green Beans	173	0			0.001		NT
Baby Food - Peaches	83	0			0.001		NT
Green Beans	530	0			0.001		NT
Summer Squash	<u>269</u>	<u>0</u>			0.001		NT
TOTAL	1,055	0					

Pesticide / Commodity	Number of Samples	Samples With Detections	% of Samples With Detections	Range of Values Detected, ppm ^	Range of LODs, ppm ^	Tolerance Violation	EPA Tolerance Level, ppm
Dinotefuran (insecticide)							
Baby Food - Green Beans	173	0			0.003		0.01 FF
Baby Food - Peaches	171	0			0.003 - 0.040		2.0 IT
Baby Food - Pears	177	0			0.006		2.0 IT
Baby Food - Sweet Potatoes	177	0			0.003		0.05
Blueberries, Fresh	482	0			0.003		0.2
Blueberries, Frozen	51	0			0.003		0.2
Carrots	177	0			0.015		0.01 FF
Celery	706	5	0.7	0.010 - 0.017	0.010		5.0
Grapes	706	3	0.4	0.034 - 0.58	0.030		0.9
Green Beans	530	20	3.8	0.003 - 0.041	0.003	X-7	0.01 FF
Mushrooms	707	0			0.006		0.01 FF
Peaches, Fresh	419	8	1.9	0.015 - 0.41	0.010		2.0 IT
Peaches, Frozen	258	0			0.010		2.0 IT
Pears	708	0			0.030		2.0 IT
Plums	593	0			0.003		2.0 IT
Potatoes	529	0			0.015		0.05
Summer Squash	530	39	7.4	0.003 - 0.28	0.003 - 0.040		0.5
Tomatoes	709	75	10.6	0.010 - 0.14	0.006 - 0.015		0.7
Watermelon	<u>709</u>	<u>2</u>	0.3	0.073 - 0.12	0.040		0.5
TOTAL	8,512	152					
Dioxacarb (insecticide)							
Baby Food - Green Beans	173	0			0.001		NT
Baby Food - Peaches	83	0			0.001		NT
Green Beans	530	0			0.001		NT
Summer Squash	<u>269</u>	<u>0</u>			0.001		NT
TOTAL	1,055	0					
Dioxathion (insecticide)							
Baby Food - Green Beans	173	0			0.005		NT
Baby Food - Peaches	83	0			0.005		NT
Green Beans	530	0			0.005		NT
Summer Squash	<u>269</u>	<u>0</u>			0.005		NT
TOTAL	1,055	0					
Diphenamid (herbicide)							
Baby Food - Green Beans	173	0			0.001		NT
Baby Food - Peaches	83	0			0.001		NT
Baby Food - Pears	177	0			0.002		NT
Celery	706	0			0.005		NT
Green Beans	530	0			0.001		NT
Mushrooms	707	0			0.002		NT
Peaches, Fresh	419	0			0.005		NT
Peaches, Frozen	258	0			0.005		NT
Summer Squash	269	0			0.001		NT
Tomatoes	<u>360</u>	<u>0</u>			0.002		NT
TOTAL	3,682	0					
Diphenylamine - DPA (plant growth regulator)							
Baby Food - Green Beans	173	0			0.001		NT
Baby Food - Peaches	83	0			0.001		NT
Baby Food - Pears	177	1	0.6	0.005	0.003		5.0 PH
Baby Food - Sweet Potatoes	177	0			0.002		NT
Blueberries, Fresh	482	0			0.002		NT
Blueberries, Frozen	51	0			0.002		NT
Carrots	177	0			0.020		NT
Celery	685	0			0.005		NT
Grapes	706	0			0.005		NT

Pesticide / Commodity	Number of Samples	Samples With Detections	% of Samples With Detections	Range of Values Detected, ppm ^	Range of LODs, ppm ^	Tolerance Violation	EPA Tolerance Level, ppm
Green Beans	530	0			0.001		NT
Mushrooms	707	0			0.003		NT
Peaches, Fresh	419	0			0.005		NT
Peaches, Frozen	258	0			0.005		NT
Pears	708	73	10.3	0.005 - 0.10	0.005		5.0 PH
Potatoes	529	0			0.020		NT
Summer Squash	269	0			0.001		NT
Tomatoes	<u>709</u>	<u>0</u>			0.003 - 0.020		NT
TOTAL	6,840	74					
Dipropetryn (herbicide)							
Baby Food - Green Beans	173	0			0.001		NT
Baby Food - Peaches	83	0			0.001		NT
Green Beans	530	0			0.001		NT
Summer Squash	<u>269</u>	<u>0</u>			0.001		NT
TOTAL	1,055	0					
Disulfoton (insecticide)							
Baby Food - Green Beans	173	0			0.001		0.75 IT
Baby Food - Peaches	83	0			0.001		NT
Carrots	177	0			0.050		NT
Celery	706	0			0.005		NT
Green Beans	530	0			0.001		0.75 IT
Peaches, Fresh	419	0			0.005		NT
Peaches, Frozen	258	0			0.005		NT
Potatoes	529	0			0.050		NT
Summer Squash	269	0			0.001		NT
Tomatoes	<u>349</u>	<u>0</u>			0.050		NT
TOTAL	3,493	0					
Disulfoton oxygen analog (metabolite of Disulfoton)							
Baby Food - Peaches	88	0			0.001		NT
Baby Food - Pears	177	0			0.001		NT
Baby Food - Sweet Potatoes	177	0			0.001		NT
Blueberries, Fresh	482	0			0.001		NT
Blueberries, Frozen	51	0			0.001		NT
Carrots	177	0			0.005		NT
Mushrooms	707	0			0.001		NT
Plums	593	0			0.001		NT
Potatoes	529	0			0.005		NT
Summer Squash	261	0			0.001		NT
Tomatoes	709	1	0.1	0.005	0.001 - 0.005	V-1	NT
Watermelon	<u>709</u>	<u>0</u>			0.001		NT
TOTAL	4,660	1					
Disulfoton sulfone (metabolite of Disulfoton)							
Baby Food - Green Beans	173	0			0.001		0.75 IT
Baby Food - Peaches	83	0			0.001		NT
Baby Food - Pears	177	0			0.001		NT
Baby Food - Sweet Potatoes	177	0			0.020		NT
Blueberries, Fresh	482	0			0.020		NT
Blueberries, Frozen	51	0			0.020		NT
Carrots	177	0			0.010		NT
Celery	706	0			0.010		NT
Green Beans	530	0			0.001		0.75 IT
Mushrooms	707	0			0.001		NT
Peaches, Fresh	419	0			0.010		NT
Peaches, Frozen	258	0			0.010		NT

Pesticide / Commodity	Number of Samples	Samples With Detections	% of Samples With Detections	Range of Values Detected, ppm ^	Range of LODs, ppm ^	Tolerance Violation	EPA
							Tolerance Level, ppm
Plums	593	0			0.020		NT
Potatoes	529	0			0.010		NT
Summer Squash	269	0			0.001		NT
Tomatoes	<u>709</u>	<u>0</u>			0.001 - 0.010		NT
TOTAL	6,040	0					
Disulfoton sulfone oxygen analog (metabolite of Disulfoton)							
Carrots	177	0			0.010		NT
Potatoes	529	0			0.010		NT
Tomatoes	<u>349</u>	<u>0</u>			0.010		NT
TOTAL	1,055	0					
Disulfoton sulfoxide (metabolite of Disulfoton)							
Baby Food - Green Beans	173	0			0.001		0.75 IT
Baby Food - Peaches	83	0			0.001		NT
Baby Food - Pears	177	0			0.001		NT
Baby Food - Sweet Potatoes	177	0			0.005		NT
Blueberries, Fresh	482	0			0.005		NT
Blueberries, Frozen	51	0			0.005		NT
Carrots	177	0			0.005		NT
Green Beans	530	0			0.001		0.75 IT
Mushrooms	707	0			0.001		NT
Plums	593	0			0.005		NT
Potatoes	529	0			0.005		NT
Summer Squash	269	0			0.001		NT
Tomatoes	<u>709</u>	<u>0</u>			0.001 - 0.005		NT
TOTAL	4,657	0					
Disulfoton sulfoxide oxygen analog (metabolite of Disulfoton)							
Carrots	177	0			0.010		NT
Potatoes	529	0			0.010		NT
Tomatoes	<u>349</u>	<u>0</u>			0.010		NT
TOTAL	1,055	0					
Ditalimfos (fungicide)							
Baby Food - Green Beans	118	0			0.005		NT
Baby Food - Peaches	83	0			0.005		NT
Green Beans	530	0			0.005		NT
Summer Squash	<u>269</u>	<u>0</u>			0.005		NT
TOTAL	1,000	0					
Dithiopyr (herbicide)							
Baby Food - Green Beans	173	0			0.005		NT
Baby Food - Peaches	83	0			0.005		NT
Carrots	177	0			0.010		NT
Green Beans	530	0			0.005		NT
Potatoes	529	0			0.010		NT
Summer Squash	269	0			0.005		NT
Tomatoes	<u>349</u>	<u>0</u>			0.010		NT
TOTAL	2,110	0					
Diuron (herbicide)							
Baby Food - Green Beans	173	0			0.010		NT
Baby Food - Peaches	171	0			0.010		0.1
Baby Food - Pears	177	0			0.004		1
Baby Food - Sweet Potatoes	177	0			0.002		NT
Blueberries, Fresh	453	3	0.7	0.002	0.002		0.1
Blueberries, Frozen	50	0			0.002		0.1

Pesticide / Commodity	Number of Samples	Samples With Detections	% of Samples With Detections	Range of Values Detected, ppm ^	Range of LODs, ppm ^	Tolerance Violation	EPA Tolerance Level, ppm
Carrots	177	0			0.015		NT
Grapes	706	0			0.006		0.05
Green Beans	530	0			0.010		NT
Mushrooms	707	0			0.004		NT
Pears	708	0			0.006		1
Plums	593	0			0.002		NT
Potatoes	529	0			0.015		NT
Summer Squash	530	0			0.010		NT
Tomatoes	709	0			0.004 - 0.015		NT
Watermelon	<u>709</u>	<u>0</u>			0.010		NT
TOTAL	7,099	3					
DMST (4-dimethylaminosulphotosluidide) (metabolite of Tolyfluand)							
Baby Food - Green Beans	173	0			0.003		NT
Baby Food - Peaches	83	0			0.003		NT
Green Beans	530	0			0.003		NT
Summer Squash	<u>269</u>	<u>0</u>			0.003		NT
TOTAL	1,055	0					
Dodine (fungicide)							
Baby Food - Green Beans	173	0			0.010		NT
Baby Food - Peaches	171	0			0.001 - 0.010		5.0
Grapes	706	0			0.005		NT
Green Beans	530	0			0.010		NT
Pears	708	14	2	0.005 - 0.013	0.005		5.0
Summer Squash	<u>269</u>	<u>0</u>			0.010		NT
TOTAL	2,557	14					
Edifenphos (fungicide)							
Baby Food - Green Beans	173	0			0.001		NT
Baby Food - Peaches	83	0			0.001		NT
Green Beans	530	0			0.001		NT
Summer Squash	<u>269</u>	<u>0</u>			0.001		NT
TOTAL	1,055	0					
Emamectin (insecticide)							
Baby Food - Green Beans	173	0			0.010		NT
Baby Food - Peaches	83	0			0.010		NT
Green Beans	530	0			0.010		NT
Summer Squash	<u>269</u>	<u>0</u>			0.010		0.02
TOTAL	1,055	0					
Emamectin benzoate ¹ (insecticide)							
Baby Food - Sweet Potatoes	177	0			0.010		NT
Blueberries, Fresh	482	0			0.010		NT
Blueberries, Frozen	51	0			0.010		NT
Celery	706	0			0.010		0.1
Grapes	706	0			0.001		NT
Mushrooms	707	0			0.001 - 0.003		NT
Peaches, Fresh	381	0			0.010		NT
Peaches, Frozen	256	0			0.010		NT
Pears	708	0			0.001		0.02
Plums	593	0			0.010		NT
Tomatoes	<u>418</u>	<u>0</u>			0.003 - 0.010		0.02
TOTAL	5,185	0					

Pesticide / Commodity	Number of Samples	Samples With Detections	% of Samples With Detections	Range of Values Detected, ppm ^	Range of LODs, ppm ^	Tolerance Violation	EPA Tolerance Level, ppm
Endosulfan I (insecticide)							
Baby Food - Green Beans	173	0			0.001		2.0 IT
Baby Food - Peaches	171	0			0.001 - 0.010		2.0 IT
Baby Food - Pears	177	0			0.005		2.0 IT
Baby Food - Sweet Potatoes	177	0			0.010		0.15 IT
Blueberries, Fresh	482	0			0.010		0.3 R
Blueberries, Frozen	51	0			0.010		0.3 R
Carrots	177	0			0.030		0.2 IT
Celery	706	0			0.005		8.0 IT
Grapes	706	0			0.006		NT
Green Beans	530	0			0.001		2.0 IT
Mushrooms	707	0			0.005		NT
Peaches, Fresh	419	0			0.005		2.0 IT
Peaches, Frozen	258	0			0.005		2.0 IT
Pears	708	0			0.006		2.0 IT
Plums	593	0			0.010		2.0 IT
Potatoes	529	0			0.025		0.2 R
Summer Squash	530	0			0.001 - 0.010		1.0 IT
Tomatoes	709	0			0.005 - 0.025		1.0 R
Watermelon	<u>709</u>	<u>0</u>			0.010		1.0 IT
TOTAL	8,512	0					
Endosulfan II (isomer of Endosulfan)							
Baby Food - Green Beans	173	0			0.001		2.0 IT
Baby Food - Peaches	171	0			0.001 - 0.005		2.0 IT
Baby Food - Pears	177	0			0.001 - 0.004		2.0 IT
Baby Food - Sweet Potatoes	177	0			0.015		0.15 IT
Blueberries, Fresh	482	0			0.015		0.3 R
Blueberries, Frozen	51	0			0.015		0.3 R
Carrots	177	0			0.030		0.2 IT
Celery	706	0			0.005		8.0 IT
Grapes	706	0			0.008		NT
Green Beans	530	0			0.001		2.0 IT
Mushrooms	707	0			0.001		NT
Peaches, Fresh	419	0			0.005		2.0 IT
Peaches, Frozen	258	0			0.005		2.0 IT
Pears	708	0			0.008		2.0 IT
Plums	593	0			0.015		2.0 IT
Potatoes	529	0			0.030		0.2 R
Summer Squash	530	0			0.001 - 0.005		1.0 IT
Tomatoes	709	0			0.001 - 0.030		1.0 R
Watermelon	<u>709</u>	<u>0</u>			0.005		1.0 IT
TOTAL	8,512	0					
Endosulfan sulfate (metabolite of Endosulfan)							
Baby Food - Green Beans	173	0			0.001		2.0 IT
Baby Food - Peaches	171	0			0.001 - 0.015		2.0 IT
Baby Food - Pears	177	0			0.005 - 0.018		2.0 IT
Baby Food - Sweet Potatoes	177	0			0.005		0.15 IT
Blueberries, Fresh	482	0			0.005		0.3 R
Blueberries, Frozen	51	0			0.005		0.3 R
Carrots	177	0			0.030		0.2 IT
Celery	706	0			0.005		8.0 IT
Grapes	706	0			0.008		NT
Green Beans	530	0			0.001		2.0 IT
Mushrooms	707	0			0.005		NT
Peaches, Fresh	419	0			0.005		2.0 IT
Peaches, Frozen	258	0			0.005		2.0 IT

Pesticide / Commodity	Number of Samples	Samples With Detections	% of Samples With Detections	Range of Values Detected, ppm ^	Range of LODs, ppm ^	Tolerance Violation	EPA Tolerance Level, ppm
Pears	708	0			0.008		2.0 IT
Plums	593	0			0.005		2.0 IT
Potatoes	529	0			0.030		0.2 R
Summer Squash	530	6	1.1	0.002 - 0.005	0.001 - 0.015		1.0 IT
Tomatoes	709	0			0.005 - 0.030		1.0 R
Watermelon	<u>709</u>	<u>0</u>			0.015		1.0 IT
TOTAL	8,512	6					
EPN (insecticide)							
Baby Food - Green Beans	173	0			0.003		NT
Baby Food - Peaches	83	0			0.003		NT
Carrots	177	0			0.040		NT
Green Beans	530	0			0.003		NT
Potatoes	529	0			0.040		NT
Summer Squash	269	0			0.003		NT
Tomatoes	<u>349</u>	<u>0</u>			0.040		NT
TOTAL	2,110	0					
Epoxiconazole (fungicide)							
Baby Food - Green Beans	173	0			0.001		NT
Baby Food - Peaches	83	0			0.001		NT
Green Beans	530	0			0.001		NT
Summer Squash	<u>269</u>	<u>0</u>			0.001		NT
TOTAL	1,055	0					
EPTC (herbicide)							
Baby Food - Green Beans	173	0			0.010		0.08
Baby Food - Peaches	171	0			0.005 - 0.010		NT
Baby Food - Pears	177	0			0.001		NT
Carrots	177	1	0.6	0.059	0.035		0.1
Celery	706	0			0.010		NT
Green Beans	530	0			0.010		0.08
Mushrooms	707	0			0.001		NT
Peaches, Fresh	419	0			0.010		NT
Peaches, Frozen	258	0			0.010		NT
Potatoes	529	0			0.035		0.1
Summer Squash	530	0			0.005 - 0.010		NT
Tomatoes	709	0			0.001 - 0.035		0.08
Watermelon	<u>709</u>	<u>0</u>			0.005		NT
TOTAL	5,795	1					
Esfenvalerate+Fenvalerate Total (insecticide)							
Baby Food - Peaches	88	0			0.050		3.0
Baby Food - Pears	177	0			0.002 - 0.008		1.0
Baby Food - Sweet Potatoes	177	0			0.005		0.05
Blueberries, Fresh	482	16	3.3	0.010 - 0.056	0.005		1.0
Blueberries, Frozen	51	0			0.005		1.0
Celery	706	1	0.1	0.008	0.005		0.05 FF
Grapes	706	0			0.030		0.05 FF
Mushrooms	707	0			0.002		0.05 FF
Peaches, Fresh	419	10	2.4	0.005 - 0.054	0.005		3.0
Peaches, Frozen	258	0			0.005		3.0
Pears	708	0			0.030		1.0
Plums	593	0			0.005		3.0
Summer Squash	261	0			0.050		0.5
Tomatoes	360	5	1.4	0.004 - 0.009	0.002 - 0.015		0.5
Watermelon	<u>709</u>	<u>0</u>			0.050		0.5
TOTAL	6,402	32					

Pesticide / Commodity	Number of Samples	Samples With Detections	% of Samples With Detections	Range of Values Detected, ppm ^	Range of LODs, ppm ^	Tolerance Violation	EPA Tolerance Level, ppm
Esfenvalerate (isomer of Fenvalerate)							
Baby Food - Green Beans	173	0			0.005		1.0
Baby Food - Peaches	83	0			0.005		3.0
Carrots	177	0			0.020		0.5
Green Beans	530	2	0.4	0.007	0.005		1.0
Potatoes	529	0			0.015		0.05 FF
Summer Squash	269	0			0.005		0.5
Tomatoes	<u>349</u>	<u>3</u>	0.9	0.017 - 0.035	0.015		0.5
TOTAL	2,110	5					
Esprocarb (herbicide)							
Baby Food - Green Beans	173	0			0.001		NT
Baby Food - Peaches	83	0			0.001		NT
Green Beans	530	0			0.001		NT
Summer Squash	<u>269</u>	<u>0</u>			0.001		NT
TOTAL	1,055	0					
Ethaboxam (fungicide)							
Baby Food - Green Beans	173	0			0.001		NT
Baby Food - Peaches	171	0			0.001 - 0.005		NT
Carrots	177	0			0.010		NT
Grapes	706	0			0.001		6.0 FU
Green Beans	530	0			0.001		NT
Pears	708	0			0.001		NT
Potatoes	529	0			0.020		0.01
Summer Squash	530	2	0.4	0.039 - 0.041	0.001 - 0.005		0.30
Tomatoes	349	0			0.010 - 0.020		NT
Watermelon	<u>709</u>	<u>0</u>			0.005		0.30
TOTAL	4,582	2					
Ethalfuralin (herbicide)							
Baby Food - Green Beans	173	0			0.003		0.05
Baby Food - Peaches	171	0			0.001 - 0.003		NT
Baby Food - Pears	177	0			0.002		NT
Baby Food - Sweet Potatoes	177	0			0.005		NT
Blueberries, Fresh	482	0			0.005		NT
Blueberries, Frozen	51	0			0.005		NT
Carrots	177	0			0.010		NT
Green Beans	530	0			0.003		0.05
Mushrooms	707	0			0.002		NT
Plums	593	0			0.005		NT
Potatoes	529	0			0.010		0.05 IT
Summer Squash	530	0			0.001 - 0.003		0.05
Tomatoes	709	0			0.002 - 0.010		NT
Watermelon	<u>709</u>	<u>0</u>			0.001		0.05
TOTAL	5,715	0					
Ethametsulfuron methyl (herbicide)							
Baby Food - Peaches	83	0			0.001		NT
Green Beans	530	0			0.001		NT
Summer Squash	<u>269</u>	<u>0</u>			0.001		NT
TOTAL	882	0					
Ethidimuron (herbicide)							
Baby Food - Green Beans	173	0			0.001		NT
Baby Food - Peaches	83	0			0.001		NT
Green Beans	530	0			0.001		NT
Summer Squash	<u>269</u>	<u>0</u>			0.001		NT
TOTAL	1,055	0					

Pesticide / Commodity	Number of Samples	Samples With Detections	% of Samples With Detections	Range of Values Detected, ppm ^	Range of LODs, ppm ^	Tolerance Violation	EPA Tolerance Level, ppm
Ethiofencarb (insecticide)							
Baby Food - Green Beans	173	0			0.003		NT
Baby Food - Peaches	83	0			0.003		NT
Baby Food - Pears	157	0			0.008		NT
Celery	706	0			0.010		NT
Green Beans	530	0			0.003		NT
Mushrooms	687	0			0.002 - 0.008		NT
Peaches, Fresh	419	0			0.010		NT
Peaches, Frozen	258	0			0.010		NT
Summer Squash	269	0			0.003		NT
Tomatoes	<u>300</u>	<u>0</u>			0.002 - 0.015		NT
TOTAL	3,582	0					
Ethiofencarb sulfone (metabolite of Ethiofencarb)							
Baby Food - Green Beans	173	0			0.003		NT
Baby Food - Peaches	83	0			0.003		NT
Green Beans	530	0			0.003		NT
Summer Squash	<u>269</u>	<u>0</u>			0.003		NT
TOTAL	1,055	0					
Ethiofencarb sulfoxide (metabolite of Ethiofencarb)							
Baby Food - Green Beans	173	0			0.001		NT
Baby Food - Peaches	83	0			0.001		NT
Green Beans	530	0			0.001		NT
Summer Squash	<u>269</u>	<u>0</u>			0.001		NT
TOTAL	1,055	0					
Ethion (insecticide)							
Baby Food - Green Beans	173	0			0.001		NT
Baby Food - Peaches	83	0			0.001		NT
Baby Food - Pears	177	0			0.001		NT
Carrots	177	0			0.015		NT
Celery	706	0			0.010		NT
Green Beans	530	0			0.001		NT
Mushrooms	707	0			0.001		NT
Peaches, Fresh	419	0			0.010		NT
Peaches, Frozen	258	0			0.010		NT
Potatoes	529	0			0.005		NT
Summer Squash	269	0			0.001		NT
Tomatoes	<u>709</u>	<u>0</u>			0.001 - 0.005		NT
TOTAL	4,737	0					
Ethiprole (insecticide)							
Baby Food - Green Beans	173	0			0.005		NT
Baby Food - Peaches	83	0			0.005		NT
Green Beans	530	0			0.005		NT
Summer Squash	<u>269</u>	<u>0</u>			0.005		NT
TOTAL	1,055	0					
Ethofumesate (herbicide)							
Baby Food - Green Beans	173	0			0.003		NT
Baby Food - Peaches	83	0			0.003		NT
Carrots	177	0			0.005		7.0 R
Green Beans	530	0			0.003		NT
Potatoes	529	0			0.005		NT
Summer Squash	269	0			0.003		NT
Tomatoes	<u>349</u>	<u>0</u>			0.005		NT
TOTAL	2,110	0					

Pesticide / Commodity	Number of Samples	Samples With Detections	% of Samples With Detections	Range of Values Detected, ppm ^	Range of LODs, ppm ^	Tolerance Violation	EPA Tolerance Level, ppm
Ethoprop (insecticide)							
Baby Food - Green Beans	173	0			0.001		0.02
Baby Food - Peaches	171	0			0.001 - 0.005		NT
Baby Food - Pears	177	0			0.001		NT
Carrots	177	0			0.005		NT
Celery	706	0			0.010		NT
Green Beans	530	0			0.001		0.02
Mushrooms	707	0			0.001		NT
Peaches, Fresh	419	0			0.010		NT
Peaches, Frozen	258	0			0.010		NT
Potatoes	529	0			0.005		0.02
Summer Squash	530	0			0.001 - 0.005		NT
Tomatoes	709	0			0.001 - 0.005		NT
Watermelon	<u>709</u>	<u>0</u>			0.005		NT
TOTAL	5,795	0					
Ethoxyquin (plant growth regulator)							
Baby Food - Peaches	88	0			0.005		NT
Grapes	706	0			0.018		NT
Pears	708	140	19.8	0.018 - 1.3	0.018		3
Summer Squash	<u>261</u>	<u>0</u>			0.005		NT
TOTAL	1,763	140					
Ethylan - Perthane (insecticide)							
Baby Food - Green Beans	173	0			0.001		NT
Baby Food - Peaches	83	0			0.001		NT
Green Beans	530	0			0.001		NT
Summer Squash	<u>269</u>	<u>0</u>			0.001		NT
TOTAL	1,055	0					
Etofenprox (insecticide)							
Baby Food - Green Beans	173	0			0.001		5.0 FF
Baby Food - Peaches	171	0			0.001 - 0.010		5.0 FF
Baby Food - Pears	177	0			0.001 - 0.003		5.0 FF
Baby Food - Sweet Potatoes	177	0			0.025		5.0 FF
Blueberries, Fresh	482	0			0.025		5.0 FF
Blueberries, Frozen	51	0			0.025		5.0 FF
Carrots	177	0			0.020		5.0 FF
Grapes	706	1	0.1	0.029	0.008		5.0 FF
Green Beans	530	0			0.001		5.0 FF
Mushrooms	707	1	0.1	0.002	0.001		5.0 FF
Pears	708	0			0.008		5.0 FF
Plums	593	0			0.025		5.0 FF
Potatoes	529	0			0.010		5.0 FF
Summer Squash	530	0			0.001 - 0.010		5.0 FF
Tomatoes	709	0			0.003 - 0.010		5.0 FF
Watermelon	<u>709</u>	<u>0</u>			0.010		5.0 FF
TOTAL	7,129	2					
Etoazole (acaricide)							
Baby Food - Green Beans	173	0			0.001		NT
Baby Food - Peaches	171	0			0.001		1.0
Baby Food - Pears	177	0			0.001		0.20
Carrots	177	0			0.10		NT
Celery	706	0			0.004		NT
Grapes	706	36	5.1	0.001 - 0.030	0.001		0.50
Green Beans	530	0			0.001		NT
Mushrooms	707	0			0.001		NT

Pesticide / Commodity	Number of Samples	Samples		Range of Values Detected, ppm ^	Range of LODs, ppm ^	Tolerance Violation	EPA Tolerance Level, ppm
		With Detections	% of Samples With Detections				
Peaches, Fresh	419	39	9.3	0.004 - 0.12	0.004		1.0
Peaches, Frozen	258	0			0.004		1.0
Pears	708	174	24.6	0.001 - 0.037	0.001		0.20
Potatoes	529	0			0.10		NT
Summer Squash	530	2	0.4	0.003 - 0.008	0.001		0.02
Tomatoes	<u>709</u>	<u>6</u>	0.8	0.002 - 0.008	0.001 - 0.10		0.20
TOTAL	6,500	257					
Etridiazole (fungicide)							
Baby Food - Green Beans	173	0			0.005		NT
Baby Food - Peaches	171	0			0.005		NT
Carrots	177	0			0.015		NT
Celery	706	1	0.1	0.011	0.005	V-1	NT
Green Beans	472	0			0.005		NT
Peaches, Fresh	419	0			0.005		NT
Peaches, Frozen	258	0			0.005		NT
Potatoes	529	0			0.015		NT
Summer Squash	500	0			0.005		NT
Tomatoes	349	0			0.015		0.15
Watermelon	<u>709</u>	<u>0</u>			0.005		NT
TOTAL	4,463	1					
Etrifos (insecticide)							
Baby Food - Green Beans	173	0			0.001		NT
Baby Food - Peaches	83	0			0.001		NT
Green Beans	530	0			0.001		NT
Summer Squash	<u>269</u>	<u>0</u>			0.001		NT
TOTAL	1,055	0					
Famoxadone (fungicide)							
Baby Food - Green Beans	173	0			0.010		NT
Baby Food - Peaches	171	0			0.010 - 0.050		NT
Baby Food - Pears	177	0			0.002 - 0.008		NT
Baby Food - Sweet Potatoes	177	0			0.025		NT
Blueberries, Fresh	482	0			0.025		NT
Blueberries, Frozen	51	0			0.025		NT
Carrots	177	0			0.050		NT
Grapes	706	0			0.040		2.5 R
Green Beans	530	0			0.010		NT
Mushrooms	707	0			0.002 - 0.008		NT
Pears	708	0			0.040		NT
Plums	593	0			0.025		NT
Potatoes	529	0			0.10		0.02
Summer Squash	530	1	0.2	0.014	0.010 - 0.050		0.30
Tomatoes	679	14	2.1	0.004 - 0.014	0.002 - 0.10		1.0
Watermelon	<u>709</u>	<u>0</u>			0.050		0.30
TOTAL	7,099	15					
Famphur (insecticide)							
Baby Food - Green Beans	173	0			0.001		NT
Baby Food - Peaches	83	0			0.001		NT
Green Beans	530	0			0.001		NT
Summer Squash	<u>269</u>	<u>0</u>			0.001		NT
TOTAL	1,055	0					
Fenamidone (fungicide)							
Baby Food - Green Beans	173	0			0.001		0.80
Baby Food - Peaches	171	0			0.001		NT

Pesticide / Commodity	Number of Samples	Samples With Detections	% of Samples With Detections	Range of Values Detected, ppm ^	Range of LODs, ppm ^	Tolerance Violation	EPA
							Tolerance Level, ppm
Baby Food - Pears	177	0			0.002		NT
Baby Food - Sweet Potatoes	177	0			0.005		0.02
Blueberries, Fresh	482	0			0.005		NT
Blueberries, Frozen	51	0			0.005		NT
Carrots	177	0			0.015		0.15
Celery	706	3	0.4	0.013 - 0.023	0.010		60
Grapes	706	0			0.008		1.0 R
Green Beans	530	0			0.001		0.80
Mushrooms	707	0			0.002		NT
Peaches, Fresh	419	0			0.010		NT
Peaches, Frozen	258	0			0.010		NT
Pears	708	0			0.008		NT
Plums	593	0			0.005		NT
Potatoes	529	0			0.015		0.02
Summer Squash	530	0			0.001		0.15
Tomatoes	709	2	0.3	0.004	0.002 - 0.015		1.0
Watermelon	709	0			0.001		0.15
TOTAL	8,512	5					
Fenamiphos (insecticide)							
Baby Food - Green Beans	173	0			0.001		NT
Baby Food - Peaches	83	0			0.001		NT
Baby Food - Pears	177	0			0.001		NT
Carrots	177	0			0.010		NT
Celery	706	0			0.005		NT
Grapes	706	0			0.003		0.1 FU
Green Beans	530	0			0.001		NT
Mushrooms	707	0			0.001		NT
Peaches, Fresh	419	0			0.005		NT
Peaches, Frozen	258	0			0.005		NT
Pears	708	0			0.003		NT
Potatoes	529	0			0.010		NT
Summer Squash	269	0			0.001		NT
Tomatoes	709	0			0.001 - 0.010		NT
TOTAL	6,151	0					
Fenamiphos sulfone (metabolite of Fenamiphos)							
Baby Food - Green Beans	173	0			0.001		NT
Baby Food - Peaches	83	0			0.001		NT
Baby Food - Pears	177	0			0.002		NT
Carrots	177	0			0.005		NT
Celery	706	0			0.005		NT
Grapes	706	0			0.003		0.1 FU
Green Beans	530	0			0.001		NT
Mushrooms	707	0			0.002		NT
Peaches, Fresh	419	0			0.005		NT
Peaches, Frozen	258	0			0.005		NT
Pears	708	0			0.003		NT
Potatoes	529	0			0.005		NT
Summer Squash	269	0			0.001		NT
Tomatoes	709	0			0.002 - 0.005		NT
TOTAL	6,151	0					
Fenamiphos sulfoxide (metabolite of Fenamiphos)							
Baby Food - Green Beans	173	0			0.003		NT
Baby Food - Peaches	83	0			0.003		NT
Baby Food - Pears	177	0			0.002		NT
Carrots	177	0			0.010		NT

Pesticide / Commodity	Number of Samples	Samples With Detections	% of Samples With Detections	Range of Values Detected, ppm ^	Range of LODs, ppm ^	Tolerance Violation	EPA
							Tolerance Level, ppm
Celery	706	0			0.005		NT
Grapes	706	0			0.004		0.1 FU
Green Beans	530	0			0.003		NT
Mushrooms	707	0			0.002		NT
Peaches, Fresh	419	0			0.005		NT
Peaches, Frozen	258	0			0.005		NT
Pears	708	0			0.004		NT
Potatoes	529	0			0.010		NT
Summer Squash	269	0			0.003		NT
Tomatoes	<u>709</u>	<u>0</u>			0.002 - 0.010		NT
TOTAL	6,151	0					
Fenarimol (fungicide)							
Baby Food - Green Beans	142	0			0.001		NT
Baby Food - Peaches	83	0			0.001		NT
Baby Food - Pears	177	0			0.002		0.1 IT
Carrots	177	0			0.010		NT
Celery	706	0			0.005		NT
Grapes	706	0			0.008		0.1 IT
Green Beans	530	0			0.001		NT
Mushrooms	707	0			0.002		NT
Peaches, Fresh	419	0			0.005		NT
Peaches, Frozen	258	0			0.005		NT
Pears	708	0			0.008		0.1 IT
Potatoes	529	0			0.005		NT
Summer Squash	269	0			0.001		0.20 FU
Tomatoes	<u>709</u>	<u>0</u>			0.002 - 0.005		NT
TOTAL	6,120	0					
Fenazaquin (insecticide, acaricide)							
Baby Food - Green Beans	173	0			0.001		0.4
Baby Food - Peaches	171	0			0.001 - 0.005		2
Baby Food - Pears	177	0			0.001		0.6
Baby Food - Sweet Potatoes	177	0			0.005		NT
Blueberries, Fresh	453	3	0.7	0.005 - 0.77	0.005		2
Blueberries, Frozen	50	0			0.005		2
Carrots	177	0			0.005		NT
Grapes	706	1	0.1	0.001	0.001		0.7
Green Beans	530	0			0.001		0.4
Mushrooms	59	0			0.001		NT
Pears	708	21	3	0.001 - 0.13	0.001		0.6
Plums	593	2	0.3	0.010 - 0.015	0.005		2
Potatoes	529	0			0.005		NT
Summer Squash	530	0			0.001 - 0.005		0.3
Tomatoes	410	1	0.2	0.011	0.001 - 0.005		0.3
Watermelon	<u>709</u>	<u>0</u>			0.005		0.3
TOTAL	6,152	28					
Fenbuconazole (fungicide)							
Baby Food - Green Beans	173	0			0.001		NT
Baby Food - Peaches	171	0			0.001		1.0
Baby Food - Pears	177	1	0.6	0.002	0.001	V-1	NT
Baby Food - Sweet Potatoes	177	0			0.005		NT
Blueberries, Fresh	482	8	1.7	0.008 - 0.018	0.005		0.3
Blueberries, Frozen	51	1	2	0.006	0.005		0.3
Carrots	177	0			0.005		NT
Celery	706	0			0.005		NT
Grapes	706	2	0.3	0.025 - 0.080	0.002		1.0 FU

Pesticide / Commodity	Number of Samples	Samples	% of Samples	Range of Values Detected, ppm ^	Range of LODs, ppm ^	Tolerance Violation	EPA
		With Detections	With Detections				Tolerance Level, ppm
Green Beans	530	1	0.2	0.001	0.001	V-1	NT
Mushrooms	707	0			0.001		NT
Peaches, Fresh	419	62	14.8	0.005 - 0.17	0.005		1.0
Peaches, Frozen	258	2	0.8	0.006 - 0.009	0.005		1.0
Pears	708	0			0.002		NT
Plums	593	1	0.2	0.020	0.005		1.0
Potatoes	529	0			0.005		NT
Summer Squash	530	0			0.001		NT
Tomatoes	709	0			0.001 - 0.005		NT
Watermelon	<u>709</u>	<u>0</u>			0.001		NT
TOTAL	8,512	78					
Fenclorophos (insecticide)							
Baby Food - Green Beans	173	0			0.001		NT
Baby Food - Peaches	83	0			0.001		NT
Green Beans	530	0			0.001		NT
Summer Squash	<u>269</u>	<u>0</u>			0.001		NT
TOTAL	1,055	0					
Fenhexamid (fungicide)							
Baby Food - Green Beans	173	0			0.010		NT
Baby Food - Peaches	171	1	0.6	0.010	0.010		10
Baby Food - Sweet Potatoes	177	0			0.013		NT
Blueberries, Fresh	482	67	13.9	0.013 - 0.56	0.013		5
Blueberries, Frozen	51	5	9.8	0.016 - 0.16	0.013		5
Carrots	177	0			0.015		NT
Celery	706	0			0.010		NT
Grapes	706	264	37.4	0.010 - 1.3	0.010		4
Green Beans	530	0			0.010		NT
Peaches, Fresh	419	4	1	0.022 - 0.067	0.010		10
Peaches, Frozen	258	0			0.010		10
Pears	708	0			0.010		10
Plums	593	8	1.3	0.014 - 0.055	0.013		1.5
Potatoes	529	0			0.015		NT
Summer Squash	530	1	0.2	0.011	0.010	V-1	NT
Tomatoes	349	1	0.3	0.017	0.015		2
Watermelon	<u>709</u>	<u>0</u>			0.010		NT
TOTAL	7,268	351					
Fenitrothion (insecticide)							
Baby Food - Green Beans	173	0			0.001		NT
Baby Food - Peaches	83	0			0.001		NT
Baby Food - Pears	177	0			0.002		NT
Green Beans	530	0			0.001		NT
Mushrooms	707	0			0.002		NT
Summer Squash	269	0			0.001		NT
Tomatoes	<u>360</u>	<u>0</u>			0.002		NT
TOTAL	2,299	0					
Fenobucarb - BPMP (insecticide)							
Baby Food - Green Beans	173	0			0.003		NT
Baby Food - Peaches	83	0			0.003		NT
Green Beans	530	0			0.003		NT
Summer Squash	<u>269</u>	<u>0</u>			0.003		NT
TOTAL	1,055	0					
Fenoxaprop ethyl (herbicide)							
Baby Food - Green Beans	173	0			0.001		NT
Baby Food - Peaches	83	0			0.001		NT

Pesticide / Commodity	Number of Samples	Samples With Detections	% of Samples With Detections	Range of Values Detected, ppm ^	Range of LODs, ppm ^	Tolerance Violation	EPA
							Tolerance Level, ppm
Green Beans	530	0			0.001		NT
Summer Squash	<u>269</u>	<u>0</u>			0.001		NT
TOTAL	1,055	0					
Fenoxycarb (insecticide)							
Baby Food - Green Beans	173	0			0.001		NT
Baby Food - Peaches	83	0			0.001		NT
Carrots	177	0			0.020		NT
Green Beans	530	0			0.001		NT
Potatoes	529	0			0.020		NT
Summer Squash	269	0			0.001		NT
Tomatoes	<u>349</u>	<u>0</u>			0.020		NT
TOTAL	2,110	0					
Fenpropathrin (insecticide)							
Baby Food - Green Beans	173	0			0.001		NT
Baby Food - Peaches	171	0			0.001 - 0.005		1.4
Baby Food - Pears	177	0			0.002		5.0
Baby Food - Sweet Potatoes	177	0			0.020		NT
Blueberries, Fresh	482	14	2.9	0.020 - 0.94	0.020		3.0
Blueberries, Frozen	51	4	7.8	0.041 - 0.34	0.020		3.0
Carrots	177	0			0.020		NT
Celery	706	0			0.005		NT
Grapes	706	10	1.4	0.026 - 1.8	0.018		5.0
Green Beans	530	0			0.001		NT
Mushrooms	707	0			0.002		NT
Peaches, Fresh	419	61	14.6	0.008 - 0.77	0.005		1.4
Peaches, Frozen	258	0			0.005		1.4
Pears	708	0			0.018		5.0
Plums	593	1	0.2	0.050	0.020		1.4
Potatoes	529	0			0.015		NT
Summer Squash	530	7	1.3	0.002 - 0.027	0.001 - 0.005		0.5
Tomatoes	709	15	2.1	0.004 - 0.061	0.002 - 0.015		1.0
Watermelon	<u>709</u>	<u>0</u>			0.005		0.5
TOTAL	8,512	112					
Fenpropidin (fungicide)							
Green Beans	530	0			0.010 - 0.040		NT
Summer Squash	<u>269</u>	<u>0</u>			0.010		NT
TOTAL	799	0					
Fenpropimorph (fungicide)							
Baby Food - Green Beans	173	0			0.001		NT
Baby Food - Peaches	83	0			0.001		NT
Baby Food - Sweet Potatoes	177	0			0.001		NT
Blueberries, Fresh	482	0			0.001		NT
Blueberries, Frozen	51	0			0.001		NT
Celery	706	0			0.010		NT
Green Beans	530	0			0.001		NT
Peaches, Fresh	419	0			0.010		NT
Peaches, Frozen	258	0			0.010		NT
Plums	593	0			0.001		NT
Potatoes	529	0			0.005		NT
Summer Squash	269	0			0.001		NT
Tomatoes	<u>349</u>	<u>0</u>			0.005		NT
TOTAL	4,619	0					

Pesticide / Commodity	Number of Samples	Samples With Detections	% of Samples With Detections	Range of Values Detected, ppm ^	Range of LODs, ppm ^	Tolerance Violation	EPA Tolerance Level, ppm
Fenpyrazamine (fungicide)							
Baby Food - Green Beans	173	0			0.003		NT
Baby Food - Peaches	171	0			0.001 - 0.003		NT
Grapes	706	4	0.6	0.002 - 0.003	0.002		3
Green Beans	530	0			0.003		NT
Pears	708	0			0.002		NT
Summer Squash	530	0			0.001 - 0.003		NT
Watermelon	<u>709</u>	<u>0</u>			0.001		NT
TOTAL	3,527	4					
Fenpyroximate (acaricide)							
Baby Food - Green Beans	173	0			0.001		0.40
Baby Food - Peaches	83	0			0.001		2.0
Baby Food - Pears	177	0			0.003		0.30
Baby Food - Sweet Potatoes	177	0			0.005		0.10
Blueberries, Fresh	482	5	1	0.016 - 0.14	0.005		3
Blueberries, Frozen	51	0			0.005		3
Carrots	177	0			0.005		NT
Celery	706	0			0.010		4
Grapes	706	15	2.1	0.001 - 0.056	0.001		1.0
Green Beans	530	3	0.6	0.012 - 0.038	0.001		0.40
Mushrooms	707	0			0.001 - 0.003		NT
Peaches, Fresh	419	15	3.6	0.011 - 0.039	0.010		2.0
Peaches, Frozen	258	0			0.010		2.0
Pears	708	59	8.3	0.001 - 0.21	0.001		0.30
Plums	593	20	3.4	0.005 - 0.031	0.005		2.0
Potatoes	529	0			0.005		0.10
Summer Squash	269	0			0.001		0.4
Tomatoes	<u>709</u>	<u>58</u>	8.2	0.002 - 0.032	0.001 - 0.005		0.20
TOTAL	7,454	175					
Fensulfothion (insecticide, fumigant)							
Baby Food - Green Beans	173	0			0.001		NT
Baby Food - Peaches	83	0			0.001		NT
Green Beans	530	0			0.001		NT
Summer Squash	<u>269</u>	<u>0</u>			0.001		NT
TOTAL	1,055	0					
Fenthion (insecticide)							
Baby Food - Green Beans	173	0			0.001		NT
Baby Food - Peaches	83	0			0.001		NT
Baby Food - Pears	177	0			0.006		NT
Carrots	177	0			0.030		NT
Celery	706	0			0.005		NT
Green Beans	530	0			0.001		NT
Mushrooms	707	0			0.006		NT
Peaches, Fresh	419	0			0.005		NT
Peaches, Frozen	258	0			0.005		NT
Potatoes	529	0			0.030		NT
Summer Squash	269	0			0.001		NT
Tomatoes	<u>709</u>	<u>0</u>			0.006 - 0.030		NT
TOTAL	4,737	0					
Fenthion oxygen analog sulfone (metabolite of Fenthion)							
Carrots	177	0			0.015		NT
Potatoes	529	0			0.015		NT
Tomatoes	<u>349</u>	<u>0</u>			0.015		NT
TOTAL	1,055	0					

Pesticide / Commodity	Number of Samples	Samples With Detections	% of Samples With Detections	Range of Values Detected, ppm ^	Range of LODs, ppm ^	Tolerance Violation	EPA Tolerance Level, ppm
Fenthion oxygen analog sulfoxide (metabolite of Fenthion)							
Carrots	177	0			0.015		NT
Potatoes	529	0			0.015		NT
Tomatoes	<u>349</u>	<u>0</u>			0.015		NT
TOTAL	1,055	0					
Fenthion sulfone (metabolite of Fenthion)							
Baby Food - Green Beans	173	0			0.003		NT
Baby Food - Peaches	83	0			0.003		NT
Carrots	177	0			0.12		NT
Green Beans	530	0			0.003		NT
Potatoes	529	0			0.12		NT
Summer Squash	269	0			0.003		NT
Tomatoes	<u>349</u>	<u>0</u>			0.12		NT
TOTAL	2,110	0					
Fenthion sulfoxide (metabolite of Fenthion)							
Baby Food - Green Beans	173	0			0.010		NT
Baby Food - Peaches	83	0			0.010		NT
Carrots	177	0			0.020		NT
Green Beans	530	0			0.010		NT
Potatoes	529	0			0.020		NT
Summer Squash	269	0			0.010		NT
Tomatoes	<u>349</u>	<u>0</u>			0.020		NT
TOTAL	2,110	0					
Fenuron (herbicide)							
Baby Food - Green Beans	173	0			0.020		NT
Baby Food - Peaches	83	0			0.020		NT
Green Beans	530	0			0.020		NT
Summer Squash	<u>269</u>	<u>0</u>			0.020		NT
TOTAL	1,055	0					
Fipronil (insecticide)							
Baby Food - Green Beans	173	0			0.001		NT
Baby Food - Peaches	83	0			0.001		NT
Baby Food - Pears	177	0			0.001		NT
Carrots	177	0			0.015		NT
Celery	706	1	0.1	0.012	0.005	V-1	NT
Green Beans	530	2	0.4	0.004 - 0.016	0.001	V-2	NT
Mushrooms	707	0			0.001 - 0.003		NT
Peaches, Fresh	419	0			0.005		NT
Peaches, Frozen	258	0			0.005		NT
Potatoes	529	0			0.015		0.03
Summer Squash	269	0			0.001		NT
Tomatoes	<u>709</u>	<u>0</u>			0.001 - 0.015		NT
TOTAL	4,737	3					
Fipronil sulfone - MB46136 (metabolite of Fipronil)							
Baby Food - Green Beans	173	0			0.001		NT
Baby Food - Peaches	83	0			0.001		NT
Baby Food - Sweet Potatoes	177	0			0.050		NT
Blueberries, Fresh	482	0			0.050		NT
Blueberries, Frozen	51	0			0.050		NT
Green Beans	530	2	0.4	0.003 - 0.008	0.001	V-2	NT
Plums	593	0			0.050		NT
Summer Squash	<u>269</u>	<u>0</u>			0.001		NT
TOTAL	2,358	2					

Pesticide / Commodity	Number of Samples	Samples With Detections	% of Samples With Detections	Range of Values Detected, ppm ^	Range of LODs, ppm ^	Tolerance Violation	EPA Tolerance Level, ppm
Flazasulfuron (herbicide)							
Baby Food - Peaches	171	0			0.005		NT
Grapes	706	0			0.010		0.01
Green Beans	530	0			0.005		NT
Pears	708	0			0.010		NT
Summer Squash	530	0			0.005		NT
Watermelon	<u>709</u>	<u>0</u>			0.005		NT
TOTAL	3,354	0					
Flonicamid (insecticide)							
Baby Food - Green Beans	173	0			0.010		4.0
Baby Food - Peaches	171	0			0.010 - 0.050		0.60
Baby Food - Pears	177	0			0.001		0.20
Baby Food - Sweet Potatoes	177	0			0.006		0.20
Blueberries, Fresh	482	0			0.006		1.5
Blueberries, Frozen	51	0			0.006		1.5
Carrots	177	0			0.005		0.60
Celery	706	56	7.9	0.010 - 0.14	0.010		4.0
Grapes	706	0			0.010		3
Green Beans	530	2	0.4	0.016 - 0.032	0.010		4.0
Mushrooms	707	0			0.001 - 0.003		NT
Peaches, Fresh	419	1	0.2	0.035	0.010		0.60
Peaches, Frozen	258	0			0.010		0.60
Pears	708	0			0.010		0.20
Plums	593	3	0.5	0.008 - 0.012	0.006		0.60
Potatoes	529	0			0.005		0.20
Summer Squash	530	16	3	0.012 - 0.12	0.010 - 0.050		1.5
Tomatoes	709	140	19.7	0.002 - 0.17	0.001 - 0.005		0.4
Watermelon	<u>709</u>	<u>0</u>			0.050		1.5
TOTAL	8,512	218					
Florpyrauxifen-Benzyl (herbicide)							
Baby Food - Green Beans	173	0			0.020		EX2
Baby Food - Peaches	83	0			0.020		EX2
Green Beans	530	0			0.020		EX2
Summer Squash	<u>269</u>	<u>0</u>			0.020		EX2
TOTAL	1,055	0					
Fluazifop butyl (herbicide)							
Baby Food - Green Beans	173	0			0.001		NT
Baby Food - Peaches	83	0			0.001		0.05
Baby Food - Pears	177	0			0.003		NT
Green Beans	530	0			0.001		NT
Mushrooms	707	0			0.001		NT
Summer Squash	530	0			0.001 - 0.005		NT
Tomatoes	360	0			0.001		NT
Watermelon	<u>709</u>	<u>0</u>			0.005		NT
TOTAL	3,269	0					
Fluazifop-P-butyl (herbicide)							
Carrots	177	0			0.005		2
Potatoes	529	0			0.005		1.0 FU
Tomatoes	<u>349</u>	<u>0</u>			0.005		NT
TOTAL	1,055	0					
Fluazinam (fungicide)							
Carrots	177	0			0.025		0.70
Potatoes	529	0			0.025		0.02

Pesticide / Commodity	Number of Samples	Samples With Detections	% of Samples With Detections	Range of Values Detected, ppm ^	Range of LODs, ppm ^	Tolerance Violation	EPA Tolerance Level, ppm
Tomatoes	349	0			0.025		1.5
TOTAL	1,055	0					
Flubendiamide (insecticide)							
Baby Food - Green Beans	173	0			0.001		0.50
Baby Food - Peaches	171	0			0.001 - 0.020		1.6
Baby Food - Pears	177	0			0.001		1.5
Baby Food - Sweet Potatoes	177	0			0.004 - 0.007		NT
Blueberries, Fresh	453	0			0.004		1.5
Blueberries, Frozen	51	0			0.004		1.5
Carrots	177	0			0.010		NT
Grapes	706	0			0.005		1.4
Green Beans	530	4	0.8	0.002 - 0.016	0.001		0.50
Mushrooms	688	0			0.003		NT
Pears	708	3	0.4	0.023 - 0.054	0.005		1.5
Plums	562	0			0.004		1.6
Potatoes	529	0			0.010		NT
Summer Squash	530	4	0.8	0.003 - 0.004	0.001 - 0.020		0.20
Tomatoes	709	10	1.4	0.002 - 0.032	0.001 - 0.010		0.60
Watermelon	709	0			0.020		0.20
TOTAL	7,050	21					
Flucythrinate (insecticide)							
Baby Food - Green Beans	173	0			0.001		NT
Baby Food - Peaches	83	0			0.001		NT
Green Beans	530	0			0.001		NT
Summer Squash	269	0			0.001		NT
TOTAL	1,055	0					
Fludioxonil (fungicide)							
Baby Food - Green Beans	173	0			0.010		0.4
Baby Food - Peaches	171	7	4.1	0.006 - 0.092	0.005 - 0.010		5.0
Baby Food - Pears	177	7	4	0.010 - 0.17	0.006		5.0
Baby Food - Sweet Potatoes	177	0			0.025		6
Blueberries, Fresh	482	75	15.6	0.025 - 1.3	0.025		3.0
Blueberries, Frozen	51	8	15.7	0.031 - 0.53	0.025		3.0
Carrots	177	2	1.1	0.34 - 0.42	0.065		7
Celery	706	18	2.5	0.006 - 0.16	0.005		15
Grapes	706	231	32.7	0.010 - 0.45	0.010		2.0
Green Beans	530	0			0.010		0.4
Mushrooms	707	0			0.006 - 0.020		NT
Peaches, Fresh	419	366	87.4	0.006 - 6.2	0.005	X-1	5.0
Peaches, Frozen	258	60	23.3	0.005 - 0.24	0.005		5.0
Pears	708	355	50.1	0.010 - 1.6	0.010		5.0
Plums	593	501	84.5	0.030 - 2.0	0.025		5.0
Potatoes	529	49	9.3	0.067 - 1.2	0.065		6
Summer Squash	530	0			0.005 - 0.010		0.45
Tomatoes	709	18	2.5	0.010 - 0.070	0.006 - 0.13		5.0
Watermelon	709	0			0.005		0.45
TOTAL	8,512	1,697					
Fluensulfone (nematicide)							
Baby Food - Green Beans	173	0			0.010		NT
Baby Food - Peaches	171	0			0.005 - 0.010		0.15
Carrots	177	0			0.010		4
Grapes	706	0			0.040		0.8
Pears	708	0			0.040		0.4
Potatoes	529	0			0.010		0.8

Pesticide / Commodity	Number of Samples	Samples With Detections	% of Samples With Detections	Range of Values Detected, ppm ^	Range of LODs, ppm ^	Tolerance Violation	EPA Tolerance Level, ppm
Summer Squash	261	0			0.005		0.7
Tomatoes	349	0			0.010		0.7
Watermelon	<u>709</u>	<u>0</u>			0.005		0.7
TOTAL	3,783	0					
Flufenacet (herbicide)							
Baby Food - Green Beans	173	0			0.001		NT
Baby Food - Peaches	171	0			0.001 - 0.005		NT
Carrots	177	0			0.005		NT
Celery	706	0			0.005		NT
Green Beans	530	0			0.001		NT
Peaches, Fresh	419	0			0.005		NT
Peaches, Frozen	258	0			0.005		NT
Potatoes	529	0			0.005		NT
Summer Squash	530	0			0.001 - 0.005		NT
Tomatoes	349	0			0.005		NT
Watermelon	<u>709</u>	<u>0</u>			0.005		NT
TOTAL	4,551	0					
Flufenoxuron (insecticide)							
Baby Food - Green Beans	173	0			0.001		NT
Baby Food - Peaches	83	0			0.001		NT
Baby Food - Pears	177	0			0.006		0.50 FU
Baby Food - Sweet Potatoes	177	0			0.001		NT
Blueberries, Fresh	453	0			0.001		NT
Blueberries, Frozen	50	0			0.001		NT
Grapes	706	0			0.004		0.70 FU
Green Beans	530	0			0.001		NT
Mushrooms	59	0			0.006		NT
Pears	708	0			0.004		0.50 FU
Plums	593	0			0.001		NT
Summer Squash	269	0			0.001		NT
Tomatoes	<u>61</u>	<u>0</u>			0.006		NT
TOTAL	4,039	0					
Flufenpyr ethyl (herbicide)							
Baby Food - Green Beans	173	0			0.001		NT
Baby Food - Peaches	83	0			0.001		NT
Green Beans	530	0			0.001		NT
Summer Squash	<u>269</u>	<u>0</u>			0.001		NT
TOTAL	1,055	0					
Flumetsulam (herbicide)							
Baby Food - Peaches	83	0			0.003		NT
Green Beans	530	0			0.003		NT
Summer Squash	<u>269</u>	<u>0</u>			0.003		NT
TOTAL	882	0					
Flumiclorac pentyl (herbicide)							
Baby Food - Green Beans	173	0			0.001		NT
Baby Food - Peaches	83	0			0.001		NT
Green Beans	530	0			0.001		NT
Summer Squash	<u>269</u>	<u>0</u>			0.001		NT
TOTAL	1,055	0					
Flumioxazin (herbicide)							
Baby Food - Green Beans	173	0			0.001		NT
Baby Food - Peaches	171	0			0.001 - 0.010		0.02
Baby Food - Pears	177	0			0.003		0.02

Pesticide / Commodity	Number of Samples	Samples		Range of Values Detected, ppm ^	Range of LODs, ppm ^	Tolerance Violation	EPA Tolerance Level, ppm
		With Detections	% of Samples With Detections				
Baby Food - Sweet Potatoes	177	0			0.010		0.02
Blueberries, Fresh	482	0			0.010		0.07
Blueberries, Frozen	51	0			0.010		0.07
Carrots	177	0			0.040		NT
Celery	706	0			0.005		0.02
Grapes	706	0			0.030		0.02
Green Beans	530	0			0.001		NT
Mushrooms	707	0			0.003 - 0.010		NT
Peaches, Fresh	419	0			0.005		0.02
Peaches, Frozen	258	0			0.005		0.02
Pears	708	0			0.030		0.02
Plums	564	0			0.010		0.02
Potatoes	529	0			0.040		0.02
Summer Squash	472	0			0.001 - 0.005		0.03
Tomatoes	709	0			0.003 - 0.040		0.02
Watermelon	<u>709</u>	<u>0</u>			0.005		0.03
TOTAL	8,425	0					
Fluometuron (herbicide)							
Baby Food - Green Beans	173	0			0.003		NT
Baby Food - Peaches	171	0			0.003 - 0.004		NT
Carrots	177	0			0.010		NT
Green Beans	530	0			0.003		NT
Potatoes	529	0			0.010		NT
Summer Squash	530	0			0.003 - 0.004		NT
Tomatoes	349	0			0.010		NT
Watermelon	<u>709</u>	<u>0</u>			0.004		NT
TOTAL	3,168	0					
Fluopicolide (fungicide)							
Baby Food - Green Beans	173	0			0.001		0.90
Baby Food - Peaches	171	0			0.001 - 0.010		NT
Baby Food - Pears	177	0			0.001		NT
Baby Food - Sweet Potatoes	177	0			0.005		0.09
Blueberries, Fresh	482	0			0.005		NT
Blueberries, Frozen	51	0			0.005		NT
Carrots	177	0			0.010		0.15
Celery	706	1	0.1	0.011	0.010		25
Grapes	706	0			0.005		2.0
Green Beans	530	1	0.2	0.034	0.001		0.90
Mushrooms	707	0			0.001		NT
Peaches, Fresh	419	0			0.010		NT
Peaches, Frozen	258	0			0.010		NT
Pears	708	0			0.005		NT
Plums	593	0			0.005		NT
Potatoes	529	0			0.005		0.09
Summer Squash	530	20	3.8	0.002 - 0.025	0.001 - 0.010		0.50
Tomatoes	709	29	4.1	0.002 - 0.017	0.001 - 0.005		1.6
Watermelon	<u>709</u>	<u>12</u>	1.7	0.010 - 0.037	0.010		0.50
TOTAL	8,512	63					
Fluopyram (fungicide)							
Baby Food - Green Beans	173	0			0.001		4.0
Baby Food - Peaches	171	0			0.001 - 0.002		1.0
Baby Food - Pears	177	0			0.001		0.80
Baby Food - Sweet Potatoes	177	0			0.005		0.10
Blueberries, Fresh	482	34	7.1	0.007 - 1.1	0.005		7.0

Pesticide / Commodity	Number of Samples	Samples	% of Samples	Range of Values Detected, ppm ^	Range of LODs, ppm ^	Tolerance Violation	EPA
		With Detections	With Detections				Tolerance Level, ppm
Blueberries, Frozen	51	17	33.3	0.006 - 0.11	0.005		7.0
Carrots	177	11	6.2	0.006 - 0.014	0.005		0.30
Celery	706	5	0.7	0.012 - 0.037	0.010		20
Grapes	706	348	49.3	0.001 - 0.42	0.001		2.0
Green Beans	530	18	3.4	0.001 - 0.041	0.001		4.0
Mushrooms	707	0			0.001		NT
Peaches, Fresh	419	62	14.8	0.011 - 0.15	0.010		1.0
Peaches, Frozen	258	2	0.8	0.010 - 0.015	0.010		1.0
Pears	708	34	4.8	0.001 - 0.006	0.001		0.80
Plums	593	44	7.4	0.005 - 0.12	0.005		0.50
Potatoes	529	91	17.2	0.005 - 0.043	0.005		0.10
Summer Squash	530	48	9.1	0.001 - 0.097	0.001 - 0.002		0.60
Tomatoes	709	201	28.3	0.002 - 0.11	0.001 - 0.005		1.0
Watermelon	<u>709</u>	<u>60</u>	8.5	0.002 - 0.023	0.002		1.0
TOTAL	8,512	975					
Fluorodifen (herbicide)							
Baby Food - Green Beans	173	0			0.001		NT
Baby Food - Peaches	83	0			0.001		NT
Green Beans	530	0			0.001		NT
Summer Squash	<u>269</u>	<u>0</u>			0.001		NT
TOTAL	1,055	0					
Fluoxastrobin (fungicide)							
Baby Food - Green Beans	173	0			0.001		NT
Baby Food - Peaches	171	0			0.001		NT
Baby Food - Pears	177	0			0.001		NT
Carrots	177	0			0.015		NT
Celery	706	0			0.002		4.0
Green Beans	530	0			0.001		NT
Mushrooms	707	0			0.001		NT
Peaches, Fresh	419	0			0.002		NT
Peaches, Frozen	258	0			0.002		NT
Potatoes	529	0			0.015		0.010
Summer Squash	530	0			0.001		0.50
Tomatoes	709	23	3.2	0.002 - 0.050	0.001 - 0.015		1.0
Watermelon	<u>709</u>	<u>2</u>	0.3	0.001	0.001		1.5
TOTAL	5,795	25					
Flupyradifurone (insecticide)							
Baby Food - Green Beans	173	0			0.001		3.0
Baby Food - Peaches	171	0			0.001 - 0.005		1.5
Baby Food - Pears	177	0			0.003		0.70
Carrots	177	0			0.10		0.90
Grapes	706	30	4.2	0.018 - 0.74	0.015		3.0
Green Beans	530	12	2.3	0.002 - 0.081	0.001		3.0
Mushrooms	707	0			0.001		NT
Pears	708	1	0.1	0.060	0.015		0.70
Potatoes	529	0			0.10		0.05
Summer Squash	530	27	5.1	0.001 - 0.087	0.001 - 0.005		0.40
Tomatoes	709	98	13.8	0.003 - 0.23	0.003 - 0.10		1.5
Watermelon	<u>709</u>	<u>34</u>	4.8	0.005 - 0.036	0.005		0.40
TOTAL	5,826	202					
Fluquinconazole (fungicide)							
Baby Food - Green Beans	173	0			0.001		NT
Baby Food - Peaches	83	0			0.001		NT
Baby Food - Sweet Potatoes	177	0			0.010		NT

Pesticide / Commodity	Number of Samples	Samples With Detections	% of Samples With Detections	Range of Values Detected, ppm ^	Range of LODs, ppm ^	Tolerance Violation	EPA Tolerance Level, ppm
Blueberries, Fresh	482	0			0.010		NT
Blueberries, Frozen	51	0			0.010		NT
Celery	706	0			0.010		NT
Green Beans	530	0			0.001		NT
Peaches, Fresh	419	0			0.010		NT
Peaches, Frozen	258	0			0.010		NT
Plums	593	0			0.010		NT
Summer Squash	<u>269</u>	<u>0</u>			0.001		NT
TOTAL	3,741	0					
Fluridone (herbicide)							
Baby Food - Green Beans	173	0			0.001		0.1 IN
Baby Food - Peaches	171	0			0.001 - 0.002		0.1
Baby Food - Pears	177	0			0.001		0.1 IN
Baby Food - Sweet Potatoes	177	0			0.001		0.1 IN
Blueberries, Fresh	482	0			0.001		0.1 IN
Blueberries, Frozen	51	0			0.001		0.1 IN
Carrots	177	0			0.005		0.1 IN
Celery	706	0			0.010		0.1 IN
Grapes	706	0			0.001		0.1 IN
Green Beans	530	0			0.001		0.1 IN
Mushrooms	707	0			0.001		NT
Peaches, Fresh	419	0			0.010		0.1 IN
Peaches, Frozen	258	0			0.010		0.1 IN
Pears	708	0			0.001		0.1 IN
Plums	593	0			0.001		0.1
Potatoes	529	0			0.005		0.1 IN
Summer Squash	530	0			0.001 - 0.002		0.1 IN
Tomatoes	709	0			0.001 - 0.005		0.1 IN
Watermelon	<u>709</u>	<u>0</u>			0.002		0.1 IN
TOTAL	8,512	0					
Fluroxypyr-meptyl (herbicide)							
Grapes	706	0			0.010		NT
Pears	<u>708</u>	<u>0</u>			0.010		0.02
TOTAL	1,414	0					
Flusilazole (fungicide)							
Baby Food - Green Beans	173	0			0.001		NT
Baby Food - Peaches	83	0			0.001		NT
Baby Food - Sweet Potatoes	177	0			0.010		NT
Blueberries, Fresh	482	0			0.010		NT
Blueberries, Frozen	51	0			0.010		NT
Carrots	177	0			0.010		NT
Celery	706	0			0.010		NT
Green Beans	530	0			0.001		NT
Peaches, Fresh	419	0			0.010		NT
Peaches, Frozen	258	0			0.010		NT
Plums	593	0			0.010		NT
Potatoes	529	0			0.010		NT
Summer Squash	269	0			0.001		NT
Tomatoes	<u>349</u>	<u>0</u>			0.010		NT
TOTAL	4,796	0					
Fluthiacet methyl (herbicide)							
Baby Food - Green Beans	173	0			0.003		NT
Baby Food - Peaches	171	0			0.003 - 0.005		NT
Carrots	177	0			0.010		NT

Pesticide / Commodity	Number of Samples	Samples With Detections	% of Samples With Detections	Range of Values Detected, ppm ^	Range of LODs, ppm ^	Tolerance Violation	EPA Tolerance Level, ppm
Green Beans	530	0			0.003		NT
Potatoes	529	0			0.010		NT
Summer Squash	501	0			0.003 - 0.005		NT
Tomatoes	349	0			0.010		NT
Watermelon	<u>709</u>	<u>0</u>			0.005		NT
TOTAL	3,139	0					
Flutianil (fungicide)							
Baby Food - Peaches	88	0			0.005		EX3
Grapes	706	5	0.7	0.004 - 0.012	0.004		0.7
Pears	708	0			0.004		EX3
Summer Squash	261	0			0.005		0.2
Watermelon	<u>709</u>	<u>0</u>			0.005		0.07
TOTAL	2,472	5					
Flutolanil (fungicide)							
Baby Food - Green Beans	173	0			0.001		NT
Baby Food - Peaches	83	0			0.001		NT
Baby Food - Sweet Potatoes	177	0			0.002		NT
Blueberries, Fresh	482	0			0.002		NT
Blueberries, Frozen	51	0			0.002		NT
Carrots	177	0			0.005		NT
Green Beans	530	0			0.001		NT
Plums	593	0			0.002		NT
Potatoes	529	13	2.5	0.006 - 0.022	0.005		0.20
Summer Squash	269	0			0.001		NT
Tomatoes	<u>349</u>	<u>0</u>			0.005		NT
TOTAL	3,413	13					
Flutriafol (fungicide)							
Baby Food - Green Beans	173	0			0.001		NT
Baby Food - Peaches	171	0			0.001 - 0.002		1.5
Baby Food - Pears	177	0			0.001		0.40
Baby Food - Sweet Potatoes	177	0			0.010		NT
Blueberries, Fresh	482	0			0.010		NT
Blueberries, Frozen	51	0			0.010		NT
Carrots	177	0			0.010		NT
Grapes	706	66	9.3	0.002 - 0.24	0.002		1.5
Green Beans	530	2	0.4	0.001 - 0.019	0.001	V-2	NT
Mushrooms	707	0			0.001		NT
Pears	708	2	0.3	0.007 - 0.009	0.002		0.40
Plums	593	0			0.010		1.5
Potatoes	529	0			0.005		NT
Summer Squash	530	55	10.4	0.001 - 0.068	0.001 - 0.002		0.30
Tomatoes	709	104	14.7	0.002 - 0.054	0.001 - 0.005		1.0
Watermelon	<u>709</u>	<u>25</u>	3.5	0.002 - 0.021	0.002		0.30
TOTAL	7,129	254					
Fluvalinate (insecticide)							
Baby Food - Green Beans	173	0			0.001		NT
Baby Food - Peaches	171	0			0.001 - 0.050		NT
Baby Food - Sweet Potatoes	177	0			0.050		NT
Blueberries, Fresh	482	0			0.050		NT
Blueberries, Frozen	51	0			0.050		NT
Carrots	177	0			0.020		NT
Celery	706	0			0.005		NT
Grapes	706	0			0.012		NT
Green Beans	530	0			0.001		NT

Pesticide / Commodity	Number of Samples	Samples With Detections	% of Samples With Detections	Range of Values Detected, ppm ^	Range of LODs, ppm ^	Tolerance Violation	EPA Tolerance Level, ppm
Peaches, Fresh	419	0			0.005		NT
Peaches, Frozen	258	0			0.005		NT
Pears	708	0			0.012		NT
Plums	593	0			0.050		NT
Potatoes	529	0			0.020		NT
Summer Squash	530	0			0.001 - 0.050		NT
Tomatoes	349	0			0.020		NT
Watermelon	<u>709</u>	<u>0</u>			0.050		NT
TOTAL	7,268	0					
Fluxapyroxad (fungicide)							
Baby Food - Green Beans	173	0			0.001		2.0
Baby Food - Peaches	171	0			0.001 - 0.005		3.0
Baby Food - Pears	177	0			0.003		0.8
Carrots	177	0			0.010		0.90
Grapes	706	5	0.7	0.002 - 0.038	0.002		2.0
Green Beans	530	29	5.5	0.001 - 0.066	0.001		2.0
Mushrooms	707	0			0.001		NT
Pears	708	116	16.4	0.002 - 0.18	0.002		0.8
Potatoes	529	0			0.010		0.02
Summer Squash	530	14	2.6	0.001 - 0.005	0.001 - 0.005		0.50
Tomatoes	709	58	8.2	0.002 - 0.066	0.001 - 0.010		0.7
Watermelon	<u>709</u>	<u>0</u>			0.005		0.50
TOTAL	5,826	222					
Folpet (fungicide)							
Baby Food - Sweet Potatoes	177	0			0.030		NT
Celery	686	1	0.1	0.046	0.015	V-1	NT
Grapes	706	0			0.10		50.0 FU
Peaches, Fresh	419	0			0.015		NT
Peaches, Frozen	258	0			0.015		NT
Pears	708	0			0.10		NT
Plums	563	0			0.030		NT
Potatoes	529	0			0.040		NT
Tomatoes	<u>349</u>	<u>0</u>			0.040		25.0 FU
TOTAL	4,395	1					
Fomesafen (herbicide)							
Baby Food - Peaches	88	0			0.005		NT
Summer Squash	<u>261</u>	<u>0</u>			0.005		0.025
TOTAL	349	0					
Fonofos (insecticide)							
Baby Food - Green Beans	173	0			0.001		NT
Baby Food - Peaches	83	0			0.001		NT
Baby Food - Pears	177	0			0.001		NT
Carrots	177	0			0.015		NT
Celery	706	0			0.005		NT
Green Beans	530	0			0.001		NT
Mushrooms	707	0			0.001		NT
Peaches, Fresh	419	0			0.005		NT
Peaches, Frozen	258	0			0.005		NT
Potatoes	529	0			0.015		NT
Summer Squash	269	0			0.001		NT
Tomatoes	<u>709</u>	<u>0</u>			0.001 - 0.015		NT
TOTAL	4,737	0					

Pesticide / Commodity	Number of Samples	Samples With Detections	% of Samples With Detections	Range of Values Detected, ppm ^	Range of LODs, ppm ^	Tolerance Violation	EPA Tolerance Level, ppm
Foramsulfuron (herbicide)							
Baby Food - Peaches	83	0			0.001		NT
Green Beans	530	0			0.001		NT
Summer Squash	<u>269</u>	<u>0</u>			0.001		NT
TOTAL	882	0					
Forchlorfenuron (plant growth regulator)							
Baby Food - Green Beans	173	0			0.001		NT
Baby Food - Peaches	171	0			0.001		NT
Carrots	177	0			0.005		NT
Celery	706	0			0.002		NT
Grapes	706	3	0.4	0.002 - 0.006	0.002		0.03
Green Beans	530	0			0.001		NT
Peaches, Fresh	419	0			0.002		NT
Peaches, Frozen	258	0			0.002		NT
Pears	708	0			0.002		0.01
Potatoes	529	0			0.005		NT
Summer Squash	530	1	0.2	0.001	0.001	V-1	NT
Tomatoes	58	0			0.005		NT
Watermelon	<u>680</u>	<u>0</u>			0.001		NT
TOTAL	5,645	4					
Formetanate hydrochloride (insecticide)							
Baby Food - Green Beans	173	0			0.001		NT
Baby Food - Peaches	171	0			0.001 - 0.005		0.40 IT
Carrots	177	0			0.010		NT
Celery	706	0			0.010		NT
Grapes	706	0			0.010		NT
Green Beans	530	0			0.001		NT
Peaches, Fresh	419	0			0.010		0.40 IT
Peaches, Frozen	258	0			0.010		0.40 IT
Pears	708	0			0.010		0.50 IT
Potatoes	529	0			0.010		NT
Summer Squash	269	0			0.001		NT
Tomatoes	<u>349</u>	<u>0</u>			0.010		NT
TOTAL	4,995	0					
Fosthiazate (nematicide)							
Baby Food - Green Beans	173	0			0.001		NT
Baby Food - Peaches	83	0			0.001		NT
Green Beans	530	0			0.001		NT
Potatoes	529	0			0.005		NT
Summer Squash	269	0			0.001		NT
Tomatoes	<u>349</u>	<u>0</u>			0.005		0.02
TOTAL	1,933	0					
Furalaxyl (fungicide)							
Baby Food - Green Beans	173	0			0.005		NT
Baby Food - Peaches	83	0			0.005		NT
Green Beans	530	0			0.005		NT
Summer Squash	<u>269</u>	<u>0</u>			0.005		NT
TOTAL	1,055	0					
Furathiocarb (insecticide)							
Celery	706	0			0.010		NT
Peaches, Fresh	419	0			0.010		NT
Peaches, Frozen	<u>258</u>	<u>0</u>			0.010		NT
TOTAL	1,383	0					

Pesticide / Commodity	Number of Samples	Samples With Detections	% of Samples With Detections	Range of Values Detected, ppm ^	Range of LODs, ppm ^	Tolerance Violation	EPA Tolerance Level, ppm
Halosulfuron (herbicide)							
Carrots	<u>177</u>	<u>0</u>			0.050		NT
TOTAL	177	0					
Halosulfuron methyl ² (herbicide)							
Baby Food - Green Beans	173	0			0.001		NT
Baby Food - Peaches	171	0			0.001 - 0.010		NT
Celery	706	0			0.010		NT
Grapes	706	0			0.004		0.05 R
Green Beans	500	0			0.001		NT
Peaches, Fresh	419	0			0.010		NT
Peaches, Frozen	258	0			0.010		NT
Pears	708	0			0.004		0.05
Potatoes	529	0			0.050		0.05
Summer Squash	530	0			0.001 - 0.010		0.5
Tomatoes	349	0			0.050		0.05
Watermelon	<u>709</u>	<u>0</u>			0.010		0.1
TOTAL	5,758	0					
Heptenophos (insecticide, acaricide)							
Baby Food - Green Beans	173	0			0.001		NT
Baby Food - Peaches	83	0			0.001		NT
Green Beans	530	0			0.001		NT
Summer Squash	<u>269</u>	<u>0</u>			0.001		NT
TOTAL	1,055	0					
Hexaconazole (fungicide)							
Baby Food - Green Beans	173	0			0.005		NT
Baby Food - Peaches	83	0			0.005		NT
Celery	706	0			0.010		NT
Green Beans	530	0			0.005		NT
Peaches, Fresh	419	0			0.010		NT
Peaches, Frozen	258	0			0.010		NT
Summer Squash	<u>269</u>	<u>0</u>			0.005		NT
TOTAL	2,438	0					
Hexazinone (herbicide)							
Baby Food - Green Beans	173	0			0.001		NT
Baby Food - Peaches	83	0			0.001		NT
Carrots	177	0			0.005		NT
Green Beans	530	0			0.001		NT
Summer Squash	<u>269</u>	<u>0</u>			0.001		NT
TOTAL	1,232	0					
Hexythiazox (insecticide, acaricide)							
Baby Food - Green Beans	146	0			0.001		0.3 R
Baby Food - Peaches	171	0			0.001 - 0.005		1.0
Baby Food - Pears	177	0			0.002		0.4
Baby Food - Sweet Potatoes	177	0			0.002		NT
Blueberries, Fresh	482	1	0.2	0.002	0.002		6
Blueberries, Frozen	51	0			0.002		6
Carrots	177	0			0.015		NT
Celery	706	0			0.010		NT
Grapes	706	5	0.7	0.002 - 0.009	0.002		1
Green Beans	530	0			0.001		0.3 R
Mushrooms	707	0			0.002		NT
Peaches, Fresh	419	8	1.9	0.010 - 0.050	0.010		1.0
Peaches, Frozen	258	0			0.010		1.0

Pesticide / Commodity	Number of Samples	Samples	% of Samples	Range of Values Detected, ppm ^	Range of LODs, ppm ^	Tolerance Violation	EPA
		With Detections	With Detections				Tolerance Level, ppm
Pears	708	6	0.8	0.003 - 0.053	0.002		0.4
Plums	593	38	6.4	0.002 - 0.035	0.002		1.0
Potatoes	529	0			0.015		0.02 R
Summer Squash	530	0			0.001 - 0.005		NT
Tomatoes	709	4	0.6	0.011 - 0.037	0.006 - 0.015		0.50
Watermelon	<u>677</u>	<u>0</u>			0.005		NT
TOTAL	8,453	62					
Hydroprene (insect growth regulator)							
Baby Food - Green Beans	173	0			0.003		0.2 FF
Baby Food - Peaches	171	0			0.003 - 0.005		0.2 FF
Baby Food - Pears	177	0			0.002		0.2 FF
Carrots	177	0			0.015		0.2 FF
Grapes	706	0			0.007		0.2 FF
Green Beans	530	0			0.003		0.2 FF
Mushrooms	707	0			0.002 - 0.003		0.2 FF
Pears	708	0			0.007		0.2 FF
Potatoes	529	0			0.015		0.2 FF
Summer Squash	530	0			0.003 - 0.005		0.2 FF
Tomatoes	709	0			0.003 - 0.015		0.2 FF
Watermelon	<u>709</u>	<u>0</u>			0.005		0.2 FF
TOTAL	5,826	0					
Hydroxy Acequinocyl (metabolite of Acequinocyl)							
Baby Food - Peaches	83	0			0.005		NT
Green Beans	530	0			0.005		0.25
Summer Squash	<u>269</u>	<u>0</u>			0.005		0.30
TOTAL	882	0					
3-Hydroxycarbofuran (metabolite of Carbofuran)							
Baby Food - Green Beans	173	0			0.001		NT
Baby Food - Peaches	171	0			0.001 - 0.005		NT
Baby Food - Pears	177	0			0.004		NT
Baby Food - Sweet Potatoes	177	0			0.003		NT
Blueberries, Fresh	482	0			0.003		NT
Blueberries, Frozen	51	0			0.003		NT
Carrots	177	0			0.005		NT
Celery	706	0			0.010		NT
Grapes	706	0			0.010		NT
Green Beans	530	0			0.001		NT
Mushrooms	707	0			0.004		NT
Peaches, Fresh	419	0			0.010		NT
Peaches, Frozen	258	0			0.010		NT
Pears	708	0			0.010		NT
Plums	593	0			0.003		NT
Potatoes	529	0			0.005		NT
Summer Squash	530	0			0.001 - 0.005		NT
Tomatoes	709	0			0.004 - 0.005		NT
Watermelon	<u>709</u>	<u>0</u>			0.005		NT
TOTAL	8,512	0					
5-Hydroxythiabendazole (metabolite of Thiabendazole)							
Baby Food - Green Beans	173	0			0.001		0.02 TP
Baby Food - Peaches	83	0			0.001		NT
Carrots	177	0			0.005		10.0 PH
Green Beans	530	0			0.001		0.02 TP
Summer Squash	<u>269</u>	<u>0</u>			0.001		0.02 TP
TOTAL	1,232	0					

Pesticide / Commodity	Number of Samples	Samples With Detections	% of Samples With Detections	Range of Values Detected, ppm ^	Range of LODs, ppm ^	Tolerance Violation	EPA Tolerance Level, ppm
Imazalil (fungicide)							
Baby Food - Green Beans	173	0			0.003		NT
Baby Food - Peaches	171	0			0.003 - 0.005		NT
Baby Food - Pears	177	7	4	0.002 - 0.005	0.001	V-7	NT
Baby Food - Sweet Potatoes	177	0			0.010		NT
Blueberries, Fresh	482	0			0.010		NT
Blueberries, Frozen	51	0			0.010		NT
Carrots	177	0			0.005		NT
Celery	706	0			0.010		NT
Grapes	706	0			0.020		NT
Green Beans	530	0			0.003		NT
Mushrooms	707	12	1.7	0.002 - 0.008	0.001 - 0.003	V-12	NT
Peaches, Fresh	419	7	1.7	0.011 - 0.034	0.010	V-7	NT
Peaches, Frozen	258	0			0.010		NT
Pears	708	0			0.020		NT
Plums	593	0			0.010		NT
Potatoes	529	0			0.005		NT
Summer Squash	530	0			0.003 - 0.005		NT
Tomatoes	709	1	0.1	0.002	0.001 - 0.005	V-1	NT
Watermelon	<u>709</u>	<u>0</u>			0.005		NT
TOTAL	8,512	27					
Imazethapyr (herbicide)							
Baby Food - Sweet Potatoes	177	0			0.020		NT
Blueberries, Fresh	482	0			0.020		NT
Blueberries, Frozen	51	0			0.020		NT
Plums	<u>593</u>	<u>0</u>			0.020		NT
TOTAL	1,303	0					
Imazosulfuron (herbicide)							
Baby Food - Peaches	83	0			0.003		NT
Carrots	177	0			0.025		NT
Green Beans	530	0			0.003		NT
Potatoes	529	0			0.025		0.02
Summer Squash	269	0			0.003		NT
Tomatoes	<u>349</u>	<u>0</u>			0.025		0.02
TOTAL	1,937	0					
Imidacloprid (insecticide)							
Baby Food - Green Beans	173	0			0.003		4.0
Baby Food - Peaches	171	7	4.1	0.003 - 0.005	0.003 - 0.010		3.0
Baby Food - Pears	177	0			0.001		0.6
Baby Food - Sweet Potatoes	177	0			0.003		0.40
Blueberries, Fresh	482	69	14.3	0.004 - 0.20	0.003		3.5
Blueberries, Frozen	51	8	15.7	0.004 - 0.071	0.003		3.5
Carrots	177	0			0.020		0.40
Celery	706	5	0.7	0.011 - 0.016	0.010		6.0
Grapes	706	80	11.3	0.020 - 0.71	0.020		1.0
Green Beans	530	12	2.3	0.004 - 0.10	0.003		4.0
Mushrooms	707	0			0.001		NT
Peaches, Fresh	419	22	5.3	0.010 - 0.20	0.010		3.0
Peaches, Frozen	258	1	0.4	0.043	0.010		3.0
Pears	708	54	7.6	0.023 - 0.20	0.020		0.6
Plums	593	3	0.5	0.004 - 0.009	0.003		3.0
Potatoes	529	42	7.9	0.020 - 0.15	0.020		0.40
Summer Squash	530	162	30.6	0.003 - 0.14	0.003 - 0.010		0.5

Pesticide / Commodity	Number of Samples	Samples	% of Samples	Range of Values Detected, ppm ^	Range of LODs, ppm ^	Tolerance Violation	EPA
		With Detections	With Detections				Tolerance Level, ppm
Tomatoes	709	85	12	0.002 - 0.15	0.001 - 0.020		1.0
Watermelon	<u>709</u>	<u>70</u>	9.9	0.010 - 0.11	0.010		0.5
TOTAL	8,512	620					
Imidacloprid olefin (metabolite of Imidacloprid)							
Baby Food - Green Beans	173	0			0.001		4.0
Baby Food - Peaches	83	3	3.6	0.002	0.001		3.0
Green Beans	485	15	3.1	0.002 - 0.025	0.001		4.0
Summer Squash	<u>269</u>	<u>6</u>	2.2	0.001 - 0.003	0.001		0.5
TOTAL	1,010	24					
Imidacloprid urea (metabolite of Imidacloprid)							
Baby Food - Green Beans	173	0			0.001		4.0
Baby Food - Peaches	83	0			0.001		3.0
Carrots	177	0			0.015		0.40
Grapes	706	0			0.025		1.0
Green Beans	530	3	0.6	0.001 - 0.004	0.001		4.0
Pears	708	2	0.3	0.028 - 0.054	0.025		0.6
Potatoes	529	0			0.015		0.40
Summer Squash	269	7	2.6	0.001 - 0.003	0.001		0.5
Tomatoes	<u>349</u>	<u>0</u>			0.015		1.0
TOTAL	3,524	12					
Imiprothrin (insecticide)							
Baby Food - Green Beans	173	0			0.010		NT
Baby Food - Peaches	171	0			0.010 - 0.10		NT
Baby Food - Sweet Potatoes	147	0			0.010		NT
Blueberries, Fresh	482	0			0.010		NT
Blueberries, Frozen	51	0			0.010		NT
Carrots	177	0			0.045		NT
Celery	706	0			0.010		NT
Grapes	706	0			0.015		NT
Green Beans	530	0			0.010		NT
Peaches, Fresh	419	0			0.010		NT
Peaches, Frozen	258	0			0.010		NT
Pears	708	0			0.015		NT
Plums	593	0			0.010		NT
Potatoes	529	0			0.045		NT
Summer Squash	530	0			0.010 - 0.10		NT
Tomatoes	349	0			0.045		NT
Watermelon	<u>709</u>	<u>0</u>			0.10		NT
TOTAL	7,238	0					
Indaziflam (herbicide)							
Baby Food - Green Beans	173	0			0.001		NT
Baby Food - Peaches	171	0			0.001		0.01
Baby Food - Pears	177	0			0.003		0.01
Baby Food - Sweet Potatoes	177	0			0.001		NT
Blueberries, Fresh	482	0			0.001		0.01
Blueberries, Frozen	51	0			0.001		0.01
Grapes	706	0			0.001		0.01
Green Beans	530	0			0.001		NT
Mushrooms	59	0			0.003		NT
Pears	708	0			0.001		0.01
Plums	593	0			0.001		0.01
Summer Squash	530	0			0.001		NT

Pesticide / Commodity	Number of Samples	Samples With Detections	% of Samples With Detections	Range of Values Detected, ppm ^	Range of LODs, ppm ^	Tolerance Violation	EPA Tolerance Level, ppm
Tomatoes	61	0			0.003		NT
Watermelon	<u>709</u>	<u>0</u>			0.001		NT
TOTAL	5,127	0					
Indoxacarb (insecticide)							
Baby Food - Green Beans	173	0			0.005		0.9
Baby Food - Peaches	171	0			0.005 - 0.050		0.90
Baby Food - Sweet Potatoes	177	0			0.020		0.01
Blueberries, Fresh	482	0			0.020		1.5
Blueberries, Frozen	51	0			0.020		1.5
Carrots	177	0			0.025		NT
Celery	706	13	1.8	0.010 - 0.057	0.010		14
Grapes	706	3	0.4	0.003 - 0.10	0.003		2
Green Beans	530	0			0.005		0.9
Peaches, Fresh	419	28	6.7	0.011 - 0.046	0.010		0.90
Peaches, Frozen	258	0			0.010		0.90
Pears	708	1	0.1	0.007	0.003		0.20
Plums	593	0			0.020		0.90
Potatoes	529	0			0.025		0.01
Summer Squash	530	0			0.005 - 0.050		0.60
Tomatoes	349	0			0.025		0.50
Watermelon	<u>709</u>	<u>0</u>			0.050		0.60
TOTAL	7,268	45					
Ipconazole (fungicide)							
Baby Food - Green Beans	173	0			0.003		0.01
Baby Food - Peaches	171	0			0.003 - 0.010		NT
Carrots	177	0			0.005		NT
Green Beans	530	0			0.003		0.01
Potatoes	529	0			0.005		NT
Summer Squash	530	0			0.003 - 0.010		NT
Tomatoes	349	0			0.005		NT
Watermelon	<u>709</u>	<u>0</u>			0.010		NT
TOTAL	3,168	0					
Iprobenfos - IBP (fungicide)							
Baby Food - Green Beans	173	0			0.001		NT
Baby Food - Peaches	83	0			0.001		NT
Green Beans	530	0			0.001		NT
Summer Squash	<u>269</u>	<u>0</u>			0.001		NT
TOTAL	1,055	0					
Iprodione (fungicide)							
Baby Food - Green Beans	173	0			0.003		2.0
Baby Food - Peaches	171	0			0.003 - 0.075		20.0 PH
Baby Food - Pears	157	0			0.030		NT
Baby Food - Sweet Potatoes	177	0			0.040		NT
Blueberries, Fresh	482	17	3.5	0.044 - 1.3	0.040		15.0
Blueberries, Frozen	51	4	7.8	0.045 - 0.43	0.040		15.0
Carrots	177	5	2.8	0.031 - 1.5	0.015		5.0
Celery	706	0			0.005		NT
Grapes	706	0			0.035		60.0
Green Beans	530	12	2.3	0.005 - 0.098	0.003		2.0
Mushrooms	707	0			0.009 - 0.030		NT
Peaches, Fresh	419	12	2.9	0.005 - 0.047	0.005		20.0 PH
Peaches, Frozen	258	1	0.4	0.045	0.005		20.0 PH
Pears	708	0			0.035		NT
Plums	593	0			0.040		20.0 PH

Pesticide / Commodity	Number of Samples	Samples With Detections	% of Samples With Detections	Range of Values Detected, ppm ^	Range of LODs, ppm ^	Tolerance Violation	EPA Tolerance Level, ppm
Potatoes	529	0			0.010		0.5
Summer Squash	530	0			0.003 - 0.075		NT
Tomatoes	649	0			0.009 - 0.060		NT
Watermelon	<u>709</u>	<u>0</u>			0.075		NT
TOTAL	8,432	51					
Iprovalicarb (fungicide)							
Baby Food - Green Beans	173	0			0.003		NT
Baby Food - Peaches	171	0			0.003 - 0.005		NT
Carrots	177	0			0.010		NT
Grapes	706	0			0.002		2.0 FU
Green Beans	530	0			0.003		NT
Pears	708	0			0.002		NT
Potatoes	529	0			0.010		NT
Summer Squash	530	0			0.003 - 0.005		NT
Tomatoes	349	0			0.010		1.0 FU
Watermelon	<u>709</u>	<u>0</u>			0.005		NT
TOTAL	4,582	0					
Isocarbophos (insecticide)							
Baby Food - Green Beans	173	0			0.003		NT
Baby Food - Peaches	83	0			0.003		NT
Green Beans	530	0			0.003		NT
Summer Squash	<u>269</u>	<u>0</u>			0.003		NT
TOTAL	1,055	0					
Isofenphos (insecticide)							
Baby Food - Green Beans	173	0			0.003		NT
Baby Food - Peaches	83	0			0.003		NT
Celery	706	0			0.005		NT
Green Beans	530	0			0.003		NT
Peaches, Fresh	419	0			0.005		NT
Peaches, Frozen	258	0			0.005		NT
Summer Squash	<u>269</u>	<u>0</u>			0.003		NT
TOTAL	2,438	0					
Isofenphos methyl (metabolite if Isofenphos)							
Baby Food - Green Beans	173	0			0.001		NT
Baby Food - Peaches	83	0			0.001		NT
Green Beans	530	0			0.001		NT
Summer Squash	<u>269</u>	<u>0</u>			0.001		NT
TOTAL	1,055	0					
Isofetamid (fungicide)							
Baby Food - Green Beans	173	0			0.001		0.6
Baby Food - Peaches	171	0			0.001		3.0
Baby Food - Pears	177	0			0.001		0.60
Grapes	706	46	6.5	0.001 - 0.40	0.001		3.0
Green Beans	483	0			0.001		0.6
Mushrooms	59	0			0.001		NT
Pears	708	0			0.001		0.60
Summer Squash	530	0			0.001		NT
Tomatoes	61	0			0.001		NT
Watermelon	<u>709</u>	<u>0</u>			0.001		NT
TOTAL	3,777	46					

Pesticide / Commodity	Number of Samples	Samples With Detections	% of Samples With Detections	Range of Values Detected, ppm ^	Range of LODs, ppm ^	Tolerance Violation	EPA Tolerance Level, ppm
Isoproc carb (insecticide)							
Baby Food - Green Beans	173	0			0.005		NT
Baby Food - Peaches	83	0			0.005		NT
Green Beans	530	0			0.005		NT
Summer Squash	<u>269</u>	<u>0</u>			0.005		NT
TOTAL	1,055	0					
Isopropalin (herbicide)							
Baby Food - Green Beans	173	0			0.010		NT
Baby Food - Peaches	83	0			0.010		NT
Green Beans	530	0			0.010		NT
Summer Squash	<u>269</u>	<u>0</u>			0.010		NT
TOTAL	1,055	0					
Isoprothiolane (fungicide)							
Baby Food - Green Beans	173	0			0.001		NT
Baby Food - Peaches	83	0			0.001		NT
Celery	706	0			0.005		NT
Green Beans	530	0			0.001		NT
Peaches, Fresh	419	0			0.005		NT
Peaches, Frozen	258	0			0.005		NT
Summer Squash	<u>269</u>	<u>0</u>			0.001		NT
TOTAL	2,438	0					
Isoproturon (herbicide)							
Baby Food - Green Beans	173	0			0.003		NT
Baby Food - Peaches	83	0			0.003		NT
Green Beans	530	0			0.003		NT
Summer Squash	<u>269</u>	<u>0</u>			0.003		NT
TOTAL	1,055	0					
Isopyrazam (fungicide)							
Baby Food - Green Beans	173	0			0.001		NT
Baby Food - Peaches	171	0			0.001 - 0.005		NT
Green Beans	530	0			0.001		NT
Potatoes	529	0			0.005		NT
Summer Squash	530	0			0.001 - 0.005		NT
Tomatoes	349	0			0.005		0.50 FU
Watermelon	<u>709</u>	<u>0</u>			0.005		0.30 FU
TOTAL	2,991	0					
Isotianil (fungicide)							
Baby Food - Green Beans	173	0			0.003		NT
Baby Food - Peaches	<u>83</u>	<u>0</u>			0.003		NT
TOTAL	256	0					
Isoxaben (herbicide)							
Grapes	706	0			0.002		0.01
Pears	<u>708</u>	<u>0</u>			0.002		NT
TOTAL	1,414	0					
Isoxadifen ethyl (herbicide safener)							
Baby Food - Green Beans	173	0			0.001		NT
Baby Food - Peaches	171	0			0.001 - 0.005		NT
Carrots	177	0			0.005		NT
Green Beans	530	0			0.001		NT
Potatoes	529	0			0.005		NT
Summer Squash	530	0			0.001 - 0.005		NT

Pesticide / Commodity	Number of Samples	Samples With Detections	% of Samples With Detections	Range of Values Detected, ppm ^	Range of LODs, ppm ^	Tolerance Violation	EPA Tolerance Level, ppm
Tomatoes	349	0			0.005		NT
Watermelon	<u>709</u>	<u>0</u>			0.005		NT
TOTAL	3,168	0					
Kinoprene (insecticide)							
Carrots	177	0			0.10		NT
Potatoes	529	0			0.10		NT
Tomatoes	<u>349</u>	<u>0</u>			0.10		NT
TOTAL	1,055	0					
Kresoxim-methyl (fungicide)							
Baby Food - Green Beans	173	0			0.005		NT
Baby Food - Peaches	171	0			0.005		NT
Baby Food - Pears	177	0			0.002		0.5
Baby Food - Sweet Potatoes	177	0			0.010		NT
Blueberries, Fresh	482	0			0.010		NT
Blueberries, Frozen	51	0			0.010		NT
Carrots	177	0			0.015		NT
Grapes	706	13	1.8	0.016 - 0.050	0.015		1.0
Green Beans	530	0			0.005		NT
Mushrooms	707	0			0.002		NT
Pears	708	0			0.015		0.5
Plums	593	0			0.010		NT
Potatoes	529	0			0.015		NT
Summer Squash	530	0			0.005		0.40
Tomatoes	709	0			0.002 - 0.015		NT
Watermelon	<u>709</u>	<u>0</u>			0.005		0.40
TOTAL	7,129	13					
Lactofen (herbicide)							
Baby Food - Green Beans	173	0			0.003		0.01
Baby Food - Peaches	83	0			0.003		NT
Green Beans	530	0			0.003		0.01
Summer Squash	<u>269</u>	<u>0</u>			0.003		NT
TOTAL	1,055	0					
Lenacil (herbicide)							
Celery	706	0			0.005		NT
Peaches, Fresh	419	0			0.005		NT
Peaches, Frozen	<u>258</u>	<u>0</u>			0.005		NT
TOTAL	1,383	0					
Leptophos oxygen analog (insecticide metabolite)							
Baby Food - Green Beans	173	0			0.003		NT
Baby Food - Peaches	83	0			0.003		NT
Green Beans	530	0			0.003		NT
Summer Squash	<u>269</u>	<u>0</u>			0.003		NT
TOTAL	1,055	0					
Linuron (herbicide)							
Baby Food - Green Beans	173	0			0.003		NT
Baby Food - Peaches	171	0			0.003 - 0.010		NT
Baby Food - Pears	177	0			0.002		NT
Baby Food - Sweet Potatoes	177	0			0.008		NT
Blueberries, Fresh	482	0			0.008		NT
Blueberries, Frozen	51	0			0.008		NT
Carrots	177	53	29.9	0.010 - 0.24	0.010		1.0
Celery	706	20	2.8	0.019 - 0.16	0.019		0.5 R

Pesticide / Commodity	Number of Samples	Samples With Detections	% of Samples With Detections	Range of Values Detected, ppm ^	Range of LODs, ppm ^	Tolerance Violation	EPA Tolerance Level, ppm
Green Beans	530	0			0.003		NT
Mushrooms	707	0			0.002		NT
Peaches, Fresh	419	0			0.019		NT
Peaches, Frozen	258	0			0.019		NT
Plums	593	0			0.008		NT
Potatoes	529	0			0.010		0.2 R
Summer Squash	530	0			0.003 - 0.010		NT
Tomatoes	709	0			0.002 - 0.010		NT
Watermelon	<u>709</u>	<u>0</u>			0.010		NT
TOTAL	7,098	73					
Lufenuron (insecticide)							
Carrots	177	0			0.010		NT
Potatoes	529	0			0.010		NT
Tomatoes	<u>349</u>	<u>0</u>			0.010		NT
TOTAL	1,055	0					
Malathion (insecticide)							
Baby Food - Green Beans	173	0			0.003		8
Baby Food - Peaches	171	0			0.003 - 0.010		8
Baby Food - Pears	177	0			0.001		8
Baby Food - Sweet Potatoes	147	0			0.002		1
Blueberries, Fresh	482	54	11.2	0.002 - 0.42	0.002		8
Blueberries, Frozen	51	15	29.4	0.002 - 0.088	0.002		8
Carrots	177	0			0.005		8
Celery	706	73	10.3	0.010 - 0.32	0.010		8
Grapes	706	0			0.004		8
Green Beans	530	0			0.003		8
Mushrooms	707	0			0.001		8
Peaches, Fresh	419	0			0.010		8
Peaches, Frozen	258	0			0.010		8
Pears	708	1	0.1	0.013	0.004		8
Plums	564	0			0.002		8
Potatoes	529	0			0.005		8
Summer Squash	530	0			0.003 - 0.010		8
Tomatoes	709	0			0.001 - 0.005		8
Watermelon	<u>709</u>	<u>0</u>			0.010		8
TOTAL	8,453	143					
Malathion oxygen analog (metabolite of Malathion)							
Baby Food - Green Beans	173	0			0.001		8
Baby Food - Peaches	171	0			0.001 - 0.002		8
Baby Food - Pears	177	0			0.002		8
Baby Food - Sweet Potatoes	177	0			0.002		1
Blueberries, Fresh	277	14	5.1	0.002 - 0.008	0.002		8
Blueberries, Frozen	22	3	13.6	0.003 - 0.004	0.002		8
Carrots	177	0			0.005		8
Celery	706	0			0.010		8
Grapes	706	0			0.007		8
Green Beans	530	0			0.001		8
Mushrooms	707	0			0.002		8
Peaches, Fresh	419	0			0.010		8
Peaches, Frozen	258	0			0.010		8
Pears	708	0			0.007		8
Plums	593	0			0.002		8
Potatoes	529	0			0.005		8
Summer Squash	530	0			0.001 - 0.002		8

Pesticide / Commodity	Number of Samples	Samples With Detections	% of Samples With Detections	Range of Values Detected, ppm ^	Range of LODs, ppm ^	Tolerance Violation	EPA Tolerance Level, ppm
Tomatoes	709	0			0.002 - 0.005		8
Watermelon	<u>709</u>	<u>0</u>			0.002		8
TOTAL	8,278	17					
Mandestrobin (fungicide)							
Baby Food - Green Beans	173	0			0.001		NT
Baby Food - Peaches	83	0			0.001		NT
Grapes	706	0			0.012		5.0
Pears	<u>708</u>	<u>0</u>			0.012		NT
TOTAL	1,670	0					
Mandipropamid (fungicide)							
Baby Food - Green Beans	173	0			0.003		0.90
Baby Food - Peaches	171	0			0.003 - 0.005		NT
Baby Food - Pears	177	0			0.003		NT
Baby Food - Sweet Potatoes	177	0			0.002		0.09
Blueberries, Fresh	482	0			0.002		NT
Blueberries, Frozen	51	0			0.002		NT
Carrots	177	0			0.020		NT
Celery	706	1	0.1	0.005	0.005		20
Grapes	706	1	0.1	0.009	0.004		1.4
Green Beans	530	1	0.2	0.009	0.003		0.90
Mushrooms	707	0			0.003		NT
Peaches, Fresh	419	0			0.005		NT
Peaches, Frozen	258	0			0.005		NT
Pears	708	0			0.004		NT
Plums	593	0			0.002		NT
Potatoes	529	0			0.020		0.09
Summer Squash	530	8	1.5	0.004 - 0.011	0.003 - 0.005		0.6
Tomatoes	709	28	3.9	0.005 - 0.054	0.003 - 0.020		1.0
Watermelon	<u>709</u>	<u>0</u>			0.005		0.6
TOTAL	8,512	39					
Mecarbam (insecticide, acaricide)							
Baby Food - Green Beans	173	0			0.005		NT
Baby Food - Peaches	83	0			0.005		NT
Green Beans	530	0			0.005		NT
Summer Squash	<u>269</u>	<u>0</u>			0.005		NT
TOTAL	1,055	0					
Mefenacet (herbicide)							
Baby Food - Green Beans	173	0			0.001		NT
Baby Food - Peaches	83	0			0.001		NT
Celery	706	0			0.005		NT
Green Beans	530	0			0.001		NT
Peaches, Fresh	419	0			0.005		NT
Peaches, Frozen	258	0			0.005		NT
Summer Squash	<u>269</u>	<u>0</u>			0.001		NT
TOTAL	2,438	0					
Mefentrifluconazole (fungicide)							
Baby Food - Green Beans	173	0			0.005		0.15
Baby Food - Peaches	171	0			0.005		1.5
Baby Food - Pears	177	3	1.7	0.002	0.001		1.5
Grapes	706	4	0.6	0.016 - 0.17	0.015		1.5
Mushrooms	707	0			0.001		NT
Pears	708	0			0.015		1.5
Potatoes	529	1	0.2	0.007	0.005		0.04

Pesticide / Commodity	Number of Samples	Samples With Detections	% of Samples With Detections	Range of Values Detected, ppm ^	Range of LODs, ppm ^	Tolerance Violation	EPA Tolerance Level, ppm
Tomatoes	709	0			0.001 - 0.005		0.9
Watermelon	<u>709</u>	<u>0</u>			0.005		0.5
TOTAL	4,589	8					
Mepanipyrim (fungicide)							
Baby Food - Green Beans	173	0			0.001		NT
Baby Food - Peaches	83	0			0.001		NT
Grapes	706	0			0.010		1.5 IM
Green Beans	530	0			0.001		NT
Pears	708	0			0.010		NT
Potatoes	529	0			0.010		NT
Summer Squash	269	0			0.001		NT
Tomatoes	<u>349</u>	<u>0</u>			0.010		0.5 IM
TOTAL	3,347	0					
Mephosfolan (insecticide)							
Baby Food - Green Beans	173	0			0.001		NT
Baby Food - Peaches	83	0			0.001		NT
Green Beans	530	0			0.001		NT
Summer Squash	<u>269</u>	<u>0</u>			0.001		NT
TOTAL	1,055	0					
Mepronil (fungicide)							
Baby Food - Green Beans	173	0			0.001		NT
Baby Food - Peaches	83	0			0.001		NT
Green Beans	530	0			0.001		NT
Summer Squash	<u>269</u>	<u>0</u>			0.001		NT
TOTAL	1,055	0					
Mesotrione (herbicide)							
Baby Food - Peaches	88	0			0.050		0.01
Grapes	706	0			0.10		NT
Pears	708	0			0.10		0.01
Potatoes	529	0			0.040		NT
Summer Squash	261	0			0.050		NT
Tomatoes	58	0			0.040		NT
Watermelon	<u>709</u>	<u>0</u>			0.050		NT
TOTAL	3,059	0					
Metaflumizone (insecticide)							
Baby Food - Green Beans	173	0			0.010		NT
Baby Food - Peaches	171	0			0.005 - 0.010		0.04
Carrots	177	0			0.010		NT
Grapes	706	0			0.030		5
Green Beans	530	0			0.010		NT
Pears	708	0			0.030		0.04
Summer Squash	530	0			0.005 - 0.010		NT
Tomatoes	58	0			0.010		0.60 FU
Watermelon	<u>709</u>	<u>0</u>			0.005		1 FU
TOTAL	3,762	0					
Metalaxyl/Mefenoxam ³ (fungicide)							
Baby Food - Green Beans	173	0			0.001		0.2
Baby Food - Peaches	171	0			0.001 - 0.010		1.0
Baby Food - Pears	177	0			0.001		NT
Baby Food - Sweet Potatoes	177	0			0.001		0.5
Blueberries, Fresh	482	29	6	0.001 - 0.052	0.001		2.0
Blueberries, Frozen	51	3	5.9	0.002 - 0.003	0.001		2.0

Pesticide / Commodity	Number of Samples	Samples	% of Samples	Range of Values Detected, ppm ^	Range of LODs, ppm ^	Tolerance Violation	EPA
		With Detections	With Detections				Tolerance Level, ppm
Carrots	177	4	2.3	0.015 - 0.021	0.015		0.5
Celery	706	0			0.005		5.0
Grapes	706	5	0.7	0.003 - 0.007	0.003		2.0
Green Beans	530	48	9.1	0.001 - 0.098	0.001		0.2
Mushrooms	707	0			0.001		NT
Peaches, Fresh	419	0			0.005		1.0
Peaches, Frozen	258	0			0.005		1.0
Pears	708	0			0.003		NT
Plums	566	0			0.001		1.0
Potatoes	529	4	0.8	0.010 - 0.024	0.010		0.5
Summer Squash	530	43	8.1	0.001 - 0.11	0.001 - 0.010		1.0
Tomatoes	709	12	1.7	0.002 - 0.18	0.001 - 0.010		1.0
Watermelon	<u>709</u>	<u>17</u>	2.4	0.010 - 0.042	0.010		1.0
TOTAL	8,485	165					
Metaldehyde (molluscicide)							
Carrots	177	0			0.055		NT
Grapes	706	0			0.10		NT
Pears	708	0			0.10		NT
Potatoes	529	0			0.055		NT
Tomatoes	<u>349</u>	<u>0</u>			0.055		0.24
TOTAL	2,469	0					
Metamitron (herbicide)							
Baby Food - Green Beans	173	0			0.001		NT
Baby Food - Peaches	83	0			0.001		NT
Green Beans	530	0			0.001		NT
Summer Squash	<u>269</u>	<u>0</u>			0.001		NT
TOTAL	1,055	0					
Metconazole (fungicide)							
Baby Food - Green Beans	173	0			0.003		NT
Baby Food - Peaches	171	0			0.001 - 0.003		0.2
Carrots	177	0			0.010		NT
Green Beans	530	0			0.003		NT
Potatoes	529	0			0.010		0.04
Summer Squash	269	0			0.003		NT
Tomatoes	<u>349</u>	<u>0</u>			0.010		NT
TOTAL	2,198	0					
Methacrifos (insecticide)							
Baby Food - Green Beans	173	0			0.001		NT
Baby Food - Peaches	83	0			0.001		NT
Green Beans	530	0			0.001		NT
Summer Squash	<u>269</u>	<u>0</u>			0.001		NT
TOTAL	1,055	0					
Methamidophos (insecticide) (also a metabolite of Acephate)							
Baby Food - Green Beans	173	0			0.001		0.02 TP
Baby Food - Peaches	171	0			0.001 - 0.020		0.02 TP
Baby Food - Pears	177	0			0.004		0.02 TP
Baby Food - Sweet Potatoes	177	0			0.005		0.02 TP
Blueberries, Fresh	482	0			0.005		0.02 TP
Blueberries, Frozen	51	0			0.005		0.02 TP
Carrots	177	0			0.035		0.02 TP
Celery	706	17	2.4	0.011 - 0.11	0.010		10 TP
Grapes	706	0			0.050		0.02 TP
Green Beans	530	46	8.7	0.001 - 0.68	0.001	X-28	0.02 TP

Pesticide / Commodity	Number of Samples	Samples		Range of Values Detected, ppm ^	Range of LODs, ppm ^	Tolerance Violation	EPA Tolerance Level, ppm
		With Detections	% of Samples With Detections				
Mushrooms	707	0			0.001		0.02 TP
Peaches, Fresh	419	0			0.010		0.02 TP
Peaches, Frozen	258	0			0.010		0.02 TP
Pears	708	0			0.050		0.02 TP
Plums	593	0			0.005		0.02 TP
Potatoes	529	0			0.035		0.02 TP
Summer Squash	530	1	0.2	0.003	0.001 - 0.020		0.02 TP
Tomatoes	709	3	0.4	0.002 - 0.12	0.001 - 0.035	X-1	0.02 TP
Watermelon	<u>709</u>	<u>4</u>	0.6	0.023 - 0.086	0.020	X-1	0.02 TP
TOTAL	8,512	71					
Methfuroxam (fungicide)							
Baby Food - Peaches	83	0			0.001		NT
Summer Squash	<u>269</u>	<u>0</u>			0.001		NT
TOTAL	352	0					
Methidathion (insecticide)							
Baby Food - Green Beans	173	0			0.003		NT
Baby Food - Peaches	83	0			0.003		0.05 IT
Baby Food - Pears	177	0			0.001		0.05 IT
Baby Food - Sweet Potatoes	177	0			0.010		NT
Blueberries, Fresh	482	0			0.010		NT
Blueberries, Frozen	51	0			0.010		NT
Carrots	177	0			0.015		NT
Celery	706	0			0.010		NT
Grapes	706	0			0.015		NT
Green Beans	530	0			0.003		NT
Mushrooms	707	0			0.001		NT
Peaches, Fresh	419	0			0.010		0.05 IT
Peaches, Frozen	258	0			0.010		0.05 IT
Pears	708	0			0.015		0.05 IT
Plums	593	0			0.010		0.05 IT
Potatoes	529	0			0.015		NT
Summer Squash	269	0			0.003		NT
Tomatoes	<u>709</u>	<u>0</u>			0.001 - 0.015		NT
TOTAL	7,454	0					
Methiocarb (insecticide)							
Baby Food - Green Beans	173	0			0.001		NT
Baby Food - Peaches	83	0			0.001		NT
Baby Food - Pears	177	0			0.001		NT
Carrots	177	0			0.010		NT
Celery	706	0			0.010		NT
Green Beans	530	0			0.001		NT
Mushrooms	707	0			0.001		NT
Peaches, Fresh	419	0			0.010		NT
Peaches, Frozen	258	0			0.010		NT
Potatoes	529	0			0.010		NT
Summer Squash	269	0			0.001		NT
Tomatoes	<u>709</u>	<u>0</u>			0.001 - 0.010		NT
TOTAL	4,737	0					
Methiocarb sulfone (metabolite of Methiocarb)							
Baby Food - Peaches	83	0			0.003		NT
Green Beans	530	0			0.003		NT
Summer Squash	<u>269</u>	<u>0</u>			0.003		NT
TOTAL	882	0					

Pesticide / Commodity	Number of Samples	Samples With Detections	% of Samples With Detections	Range of Values Detected, ppm ^	Range of LODs, ppm ^	Tolerance Violation	EPA Tolerance Level, ppm
Methiocarb sulfoxide (metabolite of Methiocarb)							
Baby Food - Peaches	83	0			0.001		NT
Green Beans	530	0			0.001		NT
Summer Squash	<u>269</u>	<u>0</u>			0.001		NT
TOTAL	882	0					
Methomyl (insecticide)							
Baby Food - Green Beans	173	0			0.010		2
Baby Food - Peaches	171	0			0.005 - 0.010		5
Baby Food - Pears	177	0			0.002		4 R
Baby Food - Sweet Potatoes	177	0			0.030		0.2
Blueberries, Fresh	482	10	2.1	0.041 - 0.22	0.030		6
Blueberries, Frozen	51	0			0.030		6
Carrots	177	0			0.015		0.2
Celery	706	38	5.4	0.010 - 0.11	0.010		3
Grapes	706	0			0.010		5 IT
Green Beans	530	31	5.8	0.011 - 0.86	0.010		2
Mushrooms	707	0			0.002		NT
Peaches, Fresh	419	0			0.010		5
Peaches, Frozen	258	0			0.010		5
Pears	708	0			0.010		4 R
Plums	593	0			0.030		NT
Potatoes	529	0			0.015		0.2
Summer Squash	530	4	0.8	0.008 - 0.018	0.005 - 0.010		0.2
Tomatoes	709	0			0.002 - 0.015		1
Watermelon	<u>709</u>	<u>17</u>	2.4	0.005 - 0.041	0.005		0.2
TOTAL	8,512	100					
Methomyl oxime (insecticide metabolite)							
Carrots	177	0			0.10		0.2
Potatoes	529	0			0.10		0.2
Summer Squash	261	0			0.10		0.2
Tomatoes	349	0			0.10		1
Watermelon	<u>709</u>	<u>0</u>			0.10		0.2
TOTAL	2,025	0					
Methoprene (insect growth regulator)							
Baby Food - Pears	177	0			0.015		EX4
Carrots	177	0			0.060		EX4
Mushrooms	707	0			0.008 - 0.050		EX4
Potatoes	529	0			0.060		EX4
Tomatoes	<u>709</u>	<u>0</u>			0.008 - 0.060		EX4
TOTAL	2,299	0					
Methoprotryne (herbicide)							
Baby Food - Green Beans	173	0			0.001		NT
Baby Food - Peaches	83	0			0.001		NT
Green Beans	530	0			0.001		NT
Summer Squash	<u>269</u>	<u>0</u>			0.001		NT
TOTAL	1,055	0					
Methoxychlor (insecticide)							
Baby Food - Green Beans	118	0			0.001		NT
Baby Food - Peaches	83	0			0.001		NT
Baby Food - Pears	177	0			0.001		NT
Carrots	177	0			0.020		NT
Green Beans	417	0			0.001		NT
Mushrooms	688	0			0.003 - 0.006		NT

Pesticide / Commodity	Number of Samples	Samples With Detections	% of Samples With Detections	Range of Values Detected, ppm ^	Range of LODs, ppm ^	Tolerance Violation	EPA Tolerance Level, ppm
Potatoes	529	0			0.020		NT
Summer Squash	239	0			0.001		NT
Tomatoes	<u>709</u>	<u>0</u>			0.001 - 0.020		NT
TOTAL	3,137	0					
Methoxychlor olefin (metabolite of Methoxychlor)							
Baby Food - Pears	177	0			0.001		NT
Mushrooms	707	0			0.001		NT
Tomatoes	<u>360</u>	<u>0</u>			0.001		NT
TOTAL	1,244	0					
Methoxychlor p,p' (isomer of Methoxychlor)							
Celery	706	0			0.005		NT
Peaches, Fresh	419	0			0.005		NT
Peaches, Frozen	<u>258</u>	<u>0</u>			0.005		NT
TOTAL	1,383	0					
Methoxyfenozide (insecticide)							
Baby Food - Green Beans	173	0			0.003		2
Baby Food - Peaches	171	2	1.2	0.002	0.002 - 0.003		3.0
Baby Food - Pears	177	86	48.6	0.002 - 0.024	0.001		2.0
Baby Food - Sweet Potatoes	177	0			0.003		0.02
Blueberries, Fresh	482	21	4.4	0.004 - 0.29	0.003		3.0
Blueberries, Frozen	51	4	7.8	0.005 - 0.076	0.003		3.0
Carrots	177	0			0.010		0.90
Celery	706	49	6.9	0.010 - 0.19	0.010		25
Grapes	706	110	15.6	0.001 - 0.28	0.001		1.0
Green Beans	530	14	2.6	0.005 - 0.14	0.003		1.5
Mushrooms	707	0			0.001 - 0.006		NT
Peaches, Fresh	419	118	28.2	0.010 - 0.32	0.010		3.0
Peaches, Frozen	258	0			0.010		3.0
Pears	708	135	19.1	0.001 - 0.086	0.001		2.0
Plums	593	171	28.8	0.003 - 0.12	0.003		0.30
Potatoes	529	0			0.010		0.02 IN
Summer Squash	530	3	0.6	0.002 - 0.008	0.002 - 0.003		0.3
Tomatoes	709	28	3.9	0.002 - 0.031	0.001 - 0.010		2.0
Watermelon	<u>709</u>	<u>0</u>			0.002		0.3
TOTAL	8,512	741					
Metobromuron (herbicide)							
Baby Food - Green Beans	173	0			0.001		NT
Baby Food - Peaches	83	0			0.001		NT
Green Beans	530	0			0.001		NT
Summer Squash	<u>269</u>	<u>0</u>			0.001		NT
TOTAL	1,055	0					
Metolachlor (herbicide)							
Baby Food - Green Beans	173	0			0.001		0.30
Baby Food - Peaches	171	0			0.001 - 0.005		NT
Baby Food - Pears	177	0			0.001		NT
Baby Food - Sweet Potatoes	177	0			0.001		0.20
Blueberries, Fresh	482	0			0.001		0.15
Blueberries, Frozen	51	0			0.001		0.15
Carrots	177	0			0.010		0.40
Celery	706	3	0.4	0.005 - 0.007	0.005		0.10
Green Beans	530	0			0.001		0.30
Mushrooms	707	0			0.001		NT
Peaches, Fresh	419	0			0.005		NT

Pesticide / Commodity	Number of Samples	Samples With Detections	% of Samples With Detections	Range of Values Detected, ppm ^	Range of LODs, ppm ^	Tolerance Violation	EPA Tolerance Level, ppm
Peaches, Frozen	258	0			0.005		NT
Plums	593	0			0.001		NT
Potatoes	529	0			0.005		0.20
Summer Squash	530	0			0.001 - 0.005		0.50
Tomatoes	709	0			0.001 - 0.005		0.10
Watermelon	<u>679</u>	<u>0</u>			0.005		0.50
TOTAL	7,068	3					
Metolachlor oxanilic acid (OA) (herbicide metabolite)							
Summer Squash	232	0			0.050		0.50
Watermelon	<u>709</u>	<u>0</u>			0.050		0.50
TOTAL	941	0					
Metolcarb (insecticide, acaricide)							
Baby Food - Green Beans	173	0			0.010		NT
Baby Food - Peaches	83	0			0.010		NT
Green Beans	530	0			0.010		NT
Summer Squash	<u>269</u>	<u>0</u>			0.010		NT
TOTAL	1,055	0					
Metoxuron (herbicide)							
Baby Food - Green Beans	173	0			0.001		NT
Baby Food - Peaches	83	0			0.001		NT
Green Beans	530	0			0.001		NT
Summer Squash	<u>269</u>	<u>0</u>			0.001		NT
TOTAL	1,055	0					
Metrafenone (fungicide)							
Baby Food - Green Beans	173	0			0.001		NT
Baby Food - Peaches	171	0			0.001 - 0.010		0.70
Baby Food - Pears	177	0			0.001		1.5
Carrots	177	0			0.005		NT
Celery	706	0			0.010		NT
Grapes	706	170	24.1	0.005 - 0.65	0.005		4.5
Green Beans	530	0			0.001		NT
Mushrooms	707	198	28	0.002 - 0.10	0.001		0.50
Peaches, Fresh	419	0			0.010		0.70
Peaches, Frozen	258	0			0.010		0.70
Pears	708	0			0.005		1.5
Potatoes	529	0			0.005		NT
Summer Squash	530	4	0.8	0.002 - 0.024	0.001 - 0.010		0.50
Tomatoes	709	0			0.001 - 0.005		0.90
Watermelon	<u>709</u>	<u>0</u>			0.010		0.50
TOTAL	7,209	372					
Metribuzin (herbicide)							
Baby Food - Green Beans	173	0			0.005		NT
Baby Food - Peaches	83	0			0.005		NT
Baby Food - Pears	177	0			0.002		NT
Baby Food - Sweet Potatoes	177	0			0.005		NT
Blueberries, Fresh	482	0			0.005		NT
Blueberries, Frozen	51	0			0.005		NT
Carrots	177	0			0.020		0.3
Green Beans	530	0			0.005		NT
Mushrooms	707	0			0.002		NT
Plums	593	0			0.005		NT
Potatoes	529	0			0.020		0.6

Pesticide / Commodity	Number of Samples	Samples With Detections	% of Samples With Detections	Range of Values Detected, ppm ^	Range of LODs, ppm ^	Tolerance Violation	EPA Tolerance Level, ppm
Summer Squash	269	0			0.005		NT
Tomatoes	<u>360</u>	<u>0</u>			0.002 - 0.005		0.1
TOTAL	4,308	0					
Metsulfuron methyl (herbicide)							
Baby Food - Peaches	83	0			0.001		NT
Green Beans	530	0			0.001		NT
Summer Squash	<u>269</u>	<u>0</u>			0.001		NT
TOTAL	882	0					
Mevinphos (insecticide)							
Baby Food - Green Beans	173	0			0.003		NT
Baby Food - Peaches	171	0			0.003 - 0.010		NT
Baby Food - Pears	177	0			0.005		NT
Carrots	177	0			0.010		NT
Celery	706	0			0.005		NT
Green Beans	530	0			0.003		NT
Mushrooms	707	0			0.005		NT
Peaches, Fresh	419	0			0.005		NT
Peaches, Frozen	258	0			0.005		NT
Potatoes	529	0			0.010		NT
Summer Squash	530	0			0.003 - 0.010		NT
Tomatoes	709	0			0.005 - 0.010		NT
Watermelon	<u>709</u>	<u>0</u>			0.010		NT
TOTAL	5,795	0					
Mexacarbate (insecticide)							
Baby Food - Green Beans	173	0			0.001		NT
Baby Food - Peaches	83	0			0.001		NT
Green Beans	530	0			0.001		NT
Summer Squash	<u>269</u>	<u>0</u>			0.001		NT
TOTAL	1,055	0					
MGK-264 (insecticide)							
Baby Food - Green Beans	173	0			0.001		5 FF
Baby Food - Peaches	171	0			0.001 - 0.025		5 FF
Baby Food - Pears	177	0			0.002		5 FF
Baby Food - Sweet Potatoes	177	0			0.10		5 FF
Blueberries, Fresh	482	0			0.10		5 FF
Blueberries, Frozen	51	0			0.10		5 FF
Carrots	177	0			0.015		5 FF
Celery	687	0			0.010		5 FF
Grapes	706	0			0.006		5 FF
Green Beans	530	0			0.001		5 FF
Mushrooms	707	0			0.002		5 FF
Peaches, Fresh	419	0			0.010		5 FF
Peaches, Frozen	258	0			0.010		5 FF
Pears	708	0			0.006		5 FF
Plums	562	0			0.10		5 FF
Potatoes	529	0			0.010		5 FF
Summer Squash	530	0			0.001 - 0.025		5 FF
Tomatoes	709	0			0.002 - 0.010		5 FF
Watermelon	<u>709</u>	<u>0</u>			0.025		5 FF
TOTAL	8,462	0					
MGK-326 (insecticide)							
Carrots	177	0			0.015		NT
Potatoes	529	0			0.010		NT

Pesticide / Commodity	Number of Samples	Samples With Detections	% of Samples With Detections	Range of Values Detected, ppm ^	Range of LODs, ppm ^	Tolerance Violation	EPA Tolerance Level, ppm
Tomatoes	<u>349</u>	<u>0</u>			0.010		NT
TOTAL	1,055	0					
Molinate (herbicide)							
Baby Food - Green Beans	173	0			0.001		NT
Baby Food - Peaches	83	0			0.001 - 0.003		NT
Green Beans	530	0			0.001		NT
Summer Squash	<u>269</u>	<u>0</u>			0.001		NT
TOTAL	1,055	0					
Monocrotophos (insecticide)							
Baby Food - Green Beans	173	0			0.003		NT
Baby Food - Peaches	83	0			0.003		NT
Carrots	177	0			0.020		NT
Celery	706	0			0.010		NT
Green Beans	530	0			0.003		NT
Peaches, Fresh	419	0			0.010		NT
Peaches, Frozen	258	0			0.010		NT
Potatoes	529	0			0.020		NT
Summer Squash	269	0			0.003		NT
Tomatoes	<u>349</u>	<u>0</u>			0.020		NT
TOTAL	3,493	0					
Monolinuron (herbicide)							
Baby Food - Green Beans	173	0			0.001		NT
Baby Food - Peaches	83	0			0.001		NT
Green Beans	530	0			0.001		NT
Summer Squash	<u>269</u>	<u>0</u>			0.001		NT
TOTAL	1,055	0					
Monuron (herbicide)							
Baby Food - Green Beans	173	0			0.001		NT
Baby Food - Peaches	83	0			0.001		NT
Green Beans	530	0			0.001		NT
Summer Squash	<u>269</u>	<u>0</u>			0.001		NT
TOTAL	1,055	0					
Myclobutanil (fungicide)							
Baby Food - Green Beans	173	0			0.003		1.0
Baby Food - Peaches	171	9	5.3	0.001 - 0.004	0.001 - 0.003		2.0
Baby Food - Pears	177	0			0.003		NT
Baby Food - Sweet Potatoes	177	0			0.003		0.03 IN
Blueberries, Fresh	482	1	0.2	0.006	0.003	V-1	NT
Blueberries, Frozen	51	0			0.003		NT
Carrots	177	0			0.001		0.03 IN
Celery	706	1	0.1	0.006	0.005		0.03 IN
Grapes	706	136	19.3	0.008 - 0.38	0.008		1.0
Green Beans	530	31	5.8	0.003 - 0.11	0.003		1.0
Mushrooms	707	0			0.001		NT
Peaches, Fresh	419	20	4.8	0.005 - 0.033	0.005		2.0
Peaches, Frozen	258	1	0.4	0.006	0.005		2.0
Pears	708	0			0.008		NT
Plums	593	0			0.003		2.0
Potatoes	529	0			0.002		0.03 IN
Summer Squash	530	16	3	0.003 - 0.092	0.003 - 0.010		0.20
Tomatoes	709	21	3	0.002 - 0.028	0.001 - 0.002		0.30
Watermelon	<u>709</u>	<u>0</u>			0.010		0.20
TOTAL	8,512	236					

Pesticide / Commodity	Number of Samples	Samples With Detections	% of Samples With Detections	Range of Values Detected, ppm ^	Range of LODs, ppm ^	Tolerance Violation	EPA Tolerance Level, ppm
Naled (insecticide)							
Baby Food - Sweet Potatoes	177	0			0.020		0.5 FF
Blueberries, Fresh	482	0			0.020		0.5 FF
Blueberries, Frozen	51	0			0.020		0.5 FF
Carrots	177	0			0.20		0.5 FF
Grapes	706	0			0.015		0.5
Pears	708	0			0.015		0.5 FF
Plums	593	0			0.020		0.5 FF
Tomatoes	<u>29</u>	<u>0</u>			0.40		0.5
TOTAL	2,923	0					
1-Naphthol (metabolite of Carbaryl)							
Baby Food - Peaches	88	0			0.050		10 TP
Baby Food - Sweet Potatoes	177	0			0.015		0.2 TP
Blueberries, Fresh	482	0			0.015		3.0 TP
Blueberries, Frozen	51	0			0.015		3.0 TP
Carrots	177	0			0.20		2.0 TP
Grapes	706	0			0.25		10 TP
Pears	708	0			0.25		12 TP
Plums	593	0			0.015		10 TP
Potatoes	529	0			0.20		2.0 TP
Tomatoes	<u>349</u>	<u>0</u>			0.20		5.0 TP
TOTAL	3,860	0					
Napropamide (herbicide)							
Baby Food - Green Beans	173	0			0.001		NT
Baby Food - Peaches	171	0			0.001		NT
Baby Food - Pears	177	0			0.002		NT
Carrots	177	0			0.010		NT
Celery	706	0			0.010		NT
Grapes	706	0			0.002		0.1
Green Beans	530	0			0.001		NT
Mushrooms	707	0			0.002		NT
Peaches, Fresh	419	0			0.010		NT
Peaches, Frozen	258	0			0.010		NT
Pears	708	0			0.002		NT
Potatoes	529	0			0.010		NT
Summer Squash	530	0			0.001		NT
Tomatoes	709	0			0.002 - 0.010		0.1
Watermelon	<u>709</u>	<u>0</u>			0.001		NT
TOTAL	7,209	0					
Neburon (herbicide)							
Baby Food - Green Beans	173	0			0.001		NT
Baby Food - Peaches	83	0			0.001		NT
Green Beans	530	0			0.001		NT
Summer Squash	<u>269</u>	<u>0</u>			0.001		NT
TOTAL	1,055	0					
Nicosulfuron (herbicide)							
Baby Food - Peaches	88	0			0.005		NT
Summer Squash	261	0			0.005		NT
Watermelon	<u>709</u>	<u>0</u>			0.005		NT
TOTAL	1,058	0					
Nitenpyram (insecticide)							
Baby Food - Green Beans	173	0			0.001		NT
Baby Food - Peaches	83	0			0.001		NT

Pesticide / Commodity	Number of Samples	Samples	% of Samples	Range of Values Detected, ppm ^	Range of LODs, ppm ^	Tolerance Violation	EPA
		With Detections	With Detections				Tolerance Level, ppm
Green Beans	530	0			0.001		NT
Summer Squash	<u>269</u>	<u>0</u>			0.001		NT
TOTAL	1,055	0					
Nitrapyrin (nitrification inhibitor)							
Baby Food - Green Beans	173	0			0.001		NT
Baby Food - Peaches	171	0			0.001 - 0.005		NT
Potatoes	529	0			0.020		0.6
Summer Squash	470	0			0.003 - 0.005		NT
Tomatoes	349	0			0.020		NT
Watermelon	<u>709</u>	<u>0</u>			0.005		NT
TOTAL	2,401	0					
Nitrofen (herbicide)							
Baby Food - Green Beans	173	0			0.001		NT
Baby Food - Peaches	83	0			0.001		NT
Green Beans	530	0			0.001		NT
Summer Squash	<u>269</u>	<u>0</u>			0.001		NT
TOTAL	1,055	0					
Norflurazon (herbicide)							
Baby Food - Green Beans	173	0			0.003		NT
Baby Food - Peaches	171	0			0.003 - 0.010		0.1
Baby Food - Pears	177	0			0.001		0.1
Baby Food - Sweet Potatoes	177	0			0.002		NT
Blueberries, Fresh	482	0			0.002		0.2
Blueberries, Frozen	51	0			0.002		0.2
Carrots	177	0			0.005		NT
Celery	706	0			0.010		NT
Grapes	706	0			0.020		0.1
Green Beans	530	0			0.003		NT
Mushrooms	707	0			0.001		NT
Peaches, Fresh	419	0			0.010		0.1
Peaches, Frozen	258	0			0.010		0.1
Pears	708	0			0.020		0.1
Plums	593	0			0.002		0.1
Potatoes	529	0			0.005		NT
Summer Squash	530	0			0.003 - 0.010		NT
Tomatoes	709	0			0.001 - 0.005		NT
Watermelon	<u>709</u>	<u>0</u>			0.010		NT
TOTAL	8,512	0					
Norflurazon desmethyl (metabolite of Norflurazon)							
Baby Food - Green Beans	173	0			0.003		NT
Baby Food - Peaches	171	0			0.003 - 0.010		0.1
Baby Food - Pears	177	0			0.001		0.1
Baby Food - Sweet Potatoes	177	0			0.005		NT
Blueberries, Fresh	482	0			0.005		0.2
Blueberries, Frozen	51	0			0.005		0.2
Carrots	177	0			0.010		NT
Celery	706	0			0.010		NT
Grapes	706	0			0.015		0.1
Green Beans	530	0			0.003		NT
Mushrooms	707	0			0.001		NT
Peaches, Fresh	419	1	0.2	0.011	0.010		0.1
Peaches, Frozen	258	0			0.010		0.1
Pears	708	0			0.015		0.1
Plums	593	0			0.005		0.1

Pesticide / Commodity	Number of Samples	Samples	% of Samples	Range of Values Detected, ppm ^	Range of LODs, ppm ^	Tolerance Violation	EPA
		With Detections	With Detections				Tolerance Level, ppm
Potatoes	529	0			0.010		NT
Summer Squash	269	0			0.003		NT
Tomatoes	<u>709</u>	<u>0</u>			0.001 - 0.010		NT
TOTAL	7,542	1					
Novaluron (insecticide)							
Baby Food - Green Beans	173	0			0.003		0.7
Baby Food - Peaches	171	0			0.003 - 0.005		1.9
Baby Food - Pears	177	12	6.8	0.002 - 0.006	0.001 - 0.003		3.0
Baby Food - Sweet Potatoes	177	0			0.009		0.05
Blueberries, Fresh	482	16	3.3	0.010 - 0.47	0.009		7.0
Blueberries, Frozen	51	0			0.009		7.0
Carrots	177	0			0.010		0.05
Celery	706	0			0.010		0.01 FF
Grapes	706	0			0.005		0.01 FF
Green Beans	530	27	5.1	0.003 - 0.18	0.003		0.7
Mushrooms	707	0			0.003		0.01 FF
Peaches, Fresh	419	5	1.2	0.011 - 0.093	0.010		1.9
Peaches, Frozen	258	0			0.010		1.9
Pears	708	132	18.6	0.005 - 0.29	0.005		3.0
Plums	593	4	0.7	0.012 - 0.029	0.009 - 0.017		1.9
Potatoes	529	0			0.010		0.05
Summer Squash	530	5	0.9	0.005 - 0.009	0.003 - 0.005		0.20
Tomatoes	<u>709</u>	<u>29</u>	4.1	0.002 - 0.015	0.001 - 0.010		2
TOTAL	7,803	230					
Nuarimol (fungicide)							
Baby Food - Green Beans	173	0			0.001		NT
Baby Food - Peaches	83	0			0.001		NT
Green Beans	530	0			0.001		NT
Summer Squash	<u>269</u>	<u>0</u>			0.001		NT
TOTAL	1,055	0					
Octhilinone (fungicide)							
Baby Food - Green Beans	173	0			0.005		NT
Baby Food - Peaches	83	0			0.005		NT
Green Beans	<u>237</u>	<u>0</u>			0.005		NT
TOTAL	493	0					
Omethoate (insecticide) (also a metabolite of Dimethoate)							
Baby Food - Green Beans	173	0			0.001		2.0 TP
Baby Food - Peaches	171	0			0.001 - 0.015		NT
Baby Food - Pears	177	0			0.002		2.0 TP
Baby Food - Sweet Potatoes	177	0			0.020		NT
Blueberries, Fresh	482	1	0.2	0.047	0.020		1.0
Blueberries, Frozen	51	0			0.020		1.0
Carrots	177	0			0.010		NT
Celery	706	12	1.7	0.011 - 0.084	0.010		2.0 TP
Grapes	706	0			0.015		NT
Green Beans	530	19	3.6	0.002 - 0.063	0.001		2.0
Mushrooms	707	0			0.002		NT
Peaches, Fresh	419	0			0.010		NT
Peaches, Frozen	258	0			0.010		NT
Pears	708	0			0.015		2.0 TP
Plums	593	0			0.020		NT
Potatoes	529	0			0.010		0.2 TP
Summer Squash	530	0			0.001 - 0.015		NT

Pesticide / Commodity	Number of Samples	Samples With Detections	% of Samples With Detections	Range of Values Detected, ppm ^	Range of LODs, ppm ^	Tolerance Violation	EPA Tolerance Level, ppm
Tomatoes	709	1	0.1	0.004	0.002 - 0.010		2.0 TP
Watermelon	<u>709</u>	<u>0</u>			0.015		1.0 TP
TOTAL	8,512	33					
Oryzalin (herbicide)							
Baby Food - Peaches	88	0			0.20		0.05
Baby Food - Sweet Potatoes	177	0			0.020		NT
Blueberries, Fresh	482	0			0.020		0.05
Blueberries, Frozen	51	0			0.020		0.05
Carrots	177	0			0.10		NT
Celery	706	0			0.020		NT
Grapes	706	0			0.008		0.05
Peaches, Fresh	419	0			0.020		0.05
Peaches, Frozen	258	0			0.020		0.05
Pears	708	0			0.008		0.05
Plums	563	0			0.020		0.05
Potatoes	529	0			0.10		NT
Tomatoes	<u>349</u>	<u>0</u>			0.10		NT
TOTAL	5,213	0					
Oxadiazon (herbicide)							
Baby Food - Green Beans	173	0			0.001		NT
Baby Food - Peaches	83	0			0.001		NT
Baby Food - Sweet Potatoes	177	0			0.010		NT
Blueberries, Fresh	482	0			0.010		NT
Blueberries, Frozen	51	0			0.010		NT
Green Beans	530	0			0.001		NT
Summer Squash	<u>269</u>	<u>0</u>			0.001		NT
TOTAL	1,765	0					
Oxadixyl (fungicide)							
Baby Food - Green Beans	173	0			0.001		NT
Baby Food - Peaches	83	0			0.001		NT
Baby Food - Pears	177	0			0.003		NT
Celery	706	0			0.010		NT
Green Beans	530	0			0.001		NT
Mushrooms	707	0			0.003		NT
Peaches, Fresh	419	0			0.010		NT
Peaches, Frozen	258	0			0.010		NT
Summer Squash	269	0			0.001		NT
Tomatoes	<u>360</u>	<u>0</u>			0.003 - 0.010		NT
TOTAL	3,682	0					
Oxamyl (insecticide)							
Baby Food - Green Beans	173	0			0.005		NT
Baby Food - Peaches	171	0			0.005		NT
Baby Food - Pears	177	0			0.002		2.0
Baby Food - Sweet Potatoes	177	0			0.003		0.1
Blueberries, Fresh	482	0			0.003		NT
Blueberries, Frozen	51	0			0.003		NT
Carrots	177	0			0.005		0.1
Celery	706	10	1.4	0.012 - 0.057	0.010		10.0
Grapes	706	0			0.015		NT
Green Beans	530	0			0.005		NT
Mushrooms	707	0			0.002		NT
Peaches, Fresh	419	0			0.010		NT
Peaches, Frozen	258	0			0.010		NT
Pears	708	6	0.8	0.020 - 0.11	0.015		2.0

Pesticide / Commodity	Number of Samples	Samples With Detections	% of Samples With Detections	Range of Values Detected, ppm ^	Range of LODs, ppm ^	Tolerance Violation	EPA
							Tolerance Level, ppm
Plums	593	0			0.003		NT
Potatoes	529	0			0.005		0.1
Summer Squash	530	13	2.5	0.006 - 0.19	0.005		2.0
Tomatoes	709	10	1.4	0.003 - 0.050	0.002 - 0.005		2
Watermelon	<u>709</u>	<u>12</u>	1.7	0.007 - 0.11	0.005		2.0
TOTAL	8,512	51					
Oxamyl oxime (metabolite of Oxamyl)							
Baby Food - Green Beans	173	0			0.005		NT
Baby Food - Peaches	171	0			0.005 - 0.050		NT
Baby Food - Sweet Potatoes	177	0			0.007		0.1
Blueberries, Fresh	482	0			0.007		NT
Blueberries, Frozen	51	0			0.007		NT
Carrots	177	0			0.040		0.1
Celery	706	3	0.4	0.011 - 0.022	0.010		10.0
Green Beans	530	1	0.2	0.014	0.005	V-1	NT
Peaches, Fresh	419	0			0.010		NT
Peaches, Frozen	258	0			0.010		NT
Plums	593	0			0.007		NT
Potatoes	529	0			0.040		0.1
Summer Squash	530	14	2.6	0.006 - 0.091	0.005 - 0.050		2.0
Tomatoes	349	10	2.9	0.042 - 0.15	0.040		2
Watermelon	<u>709</u>	<u>11</u>	1.6	0.059 - 0.82	0.050		2.0
TOTAL	5,854	39					
Oxathiapiprolin (fungicide)							
Baby Food - Green Beans	173	0			0.001		0.10 IN
Baby Food - Peaches	171	0			0.001 - 0.010		0.10 IN
Carrots	177	0			0.020		0.10 IN
Grapes	706	0			0.006		0.70 FU
Green Beans	530	0			0.001		0.10 IN
Pears	708	0			0.006		0.10 IN
Potatoes	529	0			0.020		0.04
Summer Squash	530	0			0.001 - 0.010		0.20
Tomatoes	349	0			0.020		0.50
Watermelon	<u>709</u>	<u>0</u>			0.010		0.20
TOTAL	4,582	0					
Oxycarboxin (fungicide)							
Baby Food - Green Beans	173	0			0.001		NT
Baby Food - Peaches	83	0			0.001		NT
Green Beans	530	0			0.001		NT
Summer Squash	<u>269</u>	<u>0</u>			0.001		NT
TOTAL	1,055	0					
Oxydemeton methyl (insecticide)							
Baby Food - Green Beans	173	0			0.001		NT
Baby Food - Peaches	83	0			0.001		NT
Baby Food - Sweet Potatoes	177	0			0.002		NT
Blueberries, Fresh	482	0			0.002		NT
Blueberries, Frozen	51	0			0.002		NT
Carrots	177	0			0.005		NT
Celery	706	0			0.010		NT
Green Beans	530	0			0.001		NT
Peaches, Fresh	419	0			0.010		NT
Peaches, Frozen	258	0			0.010		NT
Plums	593	0			0.002		NT
Potatoes	529	0			0.005		NT

Pesticide / Commodity	Number of Samples	Samples With Detections	% of Samples With Detections	Range of Values Detected, ppm ^	Range of LODs, ppm ^	Tolerance Violation	EPA
							Tolerance Level, ppm
Summer Squash	269	0			0.001		1.0
Tomatoes	<u>349</u>	<u>0</u>			0.005		NT
TOTAL	4,796	0					
Oxydemeton methyl sulfone (metabolite of Oxydemeton methyl)							
Baby Food - Green Beans	173	0			0.001		NT
Baby Food - Peaches	171	0			0.001 - 0.020		NT
Baby Food - Sweet Potatoes	177	0			0.002		NT
Blueberries, Fresh	482	0			0.002		NT
Blueberries, Frozen	51	0			0.002		NT
Carrots	177	0			0.005		NT
Celery	706	0			0.010		NT
Green Beans	530	0			0.001		NT
Peaches, Fresh	419	0			0.010		NT
Peaches, Frozen	258	0			0.010		NT
Plums	593	0			0.002		NT
Potatoes	529	0			0.005		NT
Summer Squash	530	0			0.001 - 0.020		1.0
Tomatoes	349	0			0.005		NT
Watermelon	<u>709</u>	<u>0</u>			0.020		0.2
TOTAL	5,854	0					
Oxyfluorfen (herbicide)							
Baby Food - Green Beans	173	0			0.001		NT
Baby Food - Peaches	171	0			0.001 - 0.050		0.05
Baby Food - Pears	177	0			0.001 - 0.003		0.05
Baby Food - Sweet Potatoes	177	0			0.050		NT
Blueberries, Fresh	482	0			0.050		NT
Blueberries, Frozen	51	0			0.050		NT
Carrots	177	0			0.040		NT
Celery	706	0			0.005		NT
Green Beans	530	1	0.2	0.001	0.001	V-1	NT
Mushrooms	707	0			0.001 - 0.003		NT
Peaches, Fresh	419	0			0.005		0.05
Peaches, Frozen	258	0			0.005		0.05
Plums	593	0			0.050		0.05
Potatoes	529	0			0.040		NT
Summer Squash	269	0			0.001		NT
Tomatoes	<u>709</u>	<u>0</u>			0.001 - 0.040		NT
TOTAL	6,128	1					
Paclobutrazol (plant growth regulator)							
Baby Food - Green Beans	173	0			0.001		NT
Baby Food - Peaches	83	0			0.001		NT
Carrots	177	0			0.010		NT
Celery	706	0			0.005		NT
Green Beans	530	0			0.001		NT
Peaches, Fresh	419	0			0.005		NT
Peaches, Frozen	258	0			0.005		NT
Potatoes	499	3	0.6	0.012 - 0.027	0.010	V-3	NT
Summer Squash	269	0			0.001		NT
Tomatoes	<u>349</u>	<u>0</u>			0.010		NT
TOTAL	3,463	3					
Parathion (insecticide)							
Baby Food - Green Beans	173	0			0.001		NT
Baby Food - Peaches	83	0			0.001		NT
Baby Food - Pears	177	0			0.003		NT

Pesticide / Commodity	Number of Samples	Samples	% of Samples	Range of Values Detected, ppm ^	Range of LODs, ppm ^	Tolerance Violation	EPA
		With Detections	With Detections				Tolerance Level, ppm
Baby Food - Sweet Potatoes	177	0			0.005		NT
Blueberries, Fresh	482	0			0.005		NT
Blueberries, Frozen	51	0			0.005		NT
Carrots	177	0			0.010		NT
Celery	706	0			0.005		NT
Green Beans	530	0			0.001		NT
Mushrooms	707	0			0.003		NT
Peaches, Fresh	419	0			0.005		NT
Peaches, Frozen	258	0			0.005		NT
Plums	593	0			0.005		NT
Potatoes	529	0			0.010		NT
Summer Squash	269	0			0.001		NT
Tomatoes	<u>709</u>	<u>0</u>			0.003 - 0.010		NT
TOTAL	6,040	0					
Parathion oxygen analog (metabolite of Parathion)							
Baby Food - Green Beans	173	0			0.003		NT
Baby Food - Peaches	83	0			0.003		NT
Baby Food - Pears	177	0			0.001		NT
Carrots	177	0			0.005		NT
Green Beans	530	0			0.003		NT
Mushrooms	707	0			0.001		NT
Potatoes	529	0			0.005		NT
Summer Squash	269	0			0.003		NT
Tomatoes	<u>709</u>	<u>0</u>			0.001 - 0.005		NT
TOTAL	3,354	0					
Parathion methyl (insecticide)							
Baby Food - Green Beans	173	0			0.001		NT
Baby Food - Peaches	83	0			0.001		NT
Baby Food - Pears	177	0			0.002		NT
Baby Food - Sweet Potatoes	177	0			0.010		NT
Blueberries, Fresh	482	0			0.010		NT
Blueberries, Frozen	51	0			0.010		NT
Carrots	177	0			0.010		NT
Celery	706	0			0.005		NT
Green Beans	530	0			0.001		NT
Mushrooms	707	0			0.002		NT
Peaches, Fresh	419	0			0.005		NT
Peaches, Frozen	258	0			0.005		NT
Plums	593	0			0.010		NT
Potatoes	529	0			0.010		NT
Summer Squash	530	0			0.001 - 0.005		NT
Tomatoes	709	0			0.002 - 0.010		NT
Watermelon	<u>709</u>	<u>0</u>			0.005		NT
TOTAL	7,010	0					
Parathion methyl oxygen analog (metabolite of Parathion methyl)							
Baby Food - Green Beans	173	0			0.010		NT
Baby Food - Peaches	83	0			0.010		NT
Baby Food - Sweet Potatoes	177	0			0.020		NT
Blueberries, Fresh	482	0			0.020		NT
Blueberries, Frozen	51	0			0.020		NT
Carrots	177	0			0.025		NT
Green Beans	530	0			0.010		NT
Plums	593	0			0.020		NT
Potatoes	529	0			0.025		NT

Pesticide / Commodity	Number of Samples	Samples With Detections	% of Samples With Detections	Range of Values Detected, ppm ^	Range of LODs, ppm ^	Tolerance Violation	EPA Tolerance Level, ppm
Summer Squash	269	0			0.010		NT
Tomatoes	<u>349</u>	<u>0</u>			0.025		NT
TOTAL	3,413	0					
Pebulate (herbicide)							
Celery	706	0			0.005		NT
Peaches, Fresh	419	0			0.005		NT
Peaches, Frozen	<u>258</u>	<u>0</u>			0.005		NT
TOTAL	1,383	0					
Penconazole (fungicide)							
Baby Food - Green Beans	173	0			0.001		NT
Baby Food - Peaches	83	0			0.001		NT
Carrots	177	0			0.010		NT
Celery	706	0			0.005		NT
Green Beans	530	0			0.001		NT
Peaches, Fresh	419	0			0.005		NT
Peaches, Frozen	258	0			0.005		NT
Potatoes	529	0			0.010		NT
Summer Squash	269	0			0.001		NT
Tomatoes	<u>349</u>	<u>0</u>			0.010		NT
TOTAL	3,493	0					
Pencycuron (fungicide)							
Baby Food - Green Beans	173	0			0.003		NT
Baby Food - Peaches	83	0			0.003		NT
Carrots	177	0			0.005		NT
Celery	706	0			0.010		NT
Green Beans	530	0			0.003		NT
Peaches, Fresh	419	0			0.010		NT
Peaches, Frozen	258	0			0.010		NT
Potatoes	529	0			0.005		NT
Summer Squash	269	0			0.003		NT
Tomatoes	<u>349</u>	<u>0</u>			0.005		NT
TOTAL	3,493	0					
Pendimethalin (herbicide)							
Baby Food - Green Beans	173	0			0.001		0.10
Baby Food - Peaches	171	0			0.001 - 0.005		0.1
Baby Food - Pears	177	0			0.001 - 0.003		0.1
Baby Food - Sweet Potatoes	177	0			0.050		NT
Blueberries, Fresh	482	0			0.050		0.1
Blueberries, Frozen	51	0			0.050		0.1
Carrots	177	1	0.6	0.024	0.020		0.5
Celery	706	5	0.7	0.005 - 0.009	0.005		0.2
Grapes	706	0			0.010		0.1
Green Beans	530	9	1.7	0.001 - 0.003	0.001		0.10
Mushrooms	707	0			0.001		NT
Peaches, Fresh	419	2	0.5	0.006 - 0.010	0.005		0.1
Peaches, Frozen	258	0			0.005		0.1
Pears	708	0			0.010		0.1
Plums	593	0			0.050		0.1
Potatoes	529	0			0.015		0.1
Summer Squash	530	3	0.6	0.002 - 0.005	0.001 - 0.005	V-3	NT
Tomatoes	709	0			0.001 - 0.015		0.1
Watermelon	<u>709</u>	<u>0</u>			0.005		0.10
TOTAL	8,512	20					

Pesticide / Commodity	Number of Samples	Samples With Detections	% of Samples With Detections	Range of Values Detected, ppm ^	Range of LODs, ppm ^	Tolerance Violation	EPA Tolerance Level, ppm
Penflufen (fungicide)							
Baby Food - Green Beans	173	0			0.001		0.01
Baby Food - Peaches	171	0			0.001		NT
Green Beans	530	0			0.001		0.01
Potatoes	529	0			0.005		0.01
Summer Squash	530	0			0.001		NT
Tomatoes	349	0			0.005		NT
Watermelon	<u>709</u>	<u>0</u>			0.001		NT
TOTAL	2,991	0					
Penoxsulam (herbicide)							
Baby Food - Peaches	171	0			0.001 - 0.002		0.01
Celery	706	0			0.010		NT
Grapes	706	0			0.002		0.01
Green Beans	530	0			0.001		NT
Peaches, Fresh	419	0			0.010		0.01
Peaches, Frozen	258	0			0.010		0.01
Pears	708	0			0.002		0.01
Summer Squash	<u>269</u>	<u>0</u>			0.001		NT
TOTAL	3,767	0					
Pentachloroaniline - PCA (metabolite of Quintozene)							
Baby Food - Green Beans	173	0			0.001		0.1
Baby Food - Peaches	171	0			0.001 - 0.005		NT
Baby Food - Pears	177	0			0.001		NT
Baby Food - Sweet Potatoes	177	0			0.004		NT
Blueberries, Fresh	482	0			0.004		NT
Blueberries, Frozen	51	0			0.004		NT
Carrots	177	0			0.005		NT
Celery	706	0			0.005		NT
Green Beans	530	1	0.2	0.001	0.001		0.1
Mushrooms	707	0			0.001		NT
Peaches, Fresh	419	0			0.005		NT
Peaches, Frozen	258	0			0.005		NT
Plums	593	0			0.004		NT
Potatoes	529	5	0.9	0.006 - 0.023	0.005		0.1
Summer Squash	530	4	0.8	0.001 - 0.022	0.001 - 0.005	V-4	NT
Tomatoes	709	0			0.001 - 0.005		0.1
Watermelon	<u>709</u>	<u>1</u>	0.1	0.007	0.005	V-1	NT
TOTAL	7,098	11					
Pentachlorobenzene - PCB (metabolite of Quintozene)							
Baby Food - Green Beans	173	0			0.001		0.1
Baby Food - Peaches	171	0			0.001 - 0.002		NT
Baby Food - Pears	177	0			0.003 - 0.010		NT
Baby Food - Sweet Potatoes	177	0			0.005		NT
Blueberries, Fresh	482	0			0.005		NT
Blueberries, Frozen	51	0			0.005		NT
Carrots	177	0			0.002		NT
Celery	706	0			0.005		NT
Green Beans	530	0			0.001		0.1
Mushrooms	687	0			0.010		NT
Peaches, Fresh	419	0			0.005		NT
Peaches, Frozen	258	0			0.005		NT
Plums	593	0			0.005		NT
Potatoes	529	9	1.7	0.005 - 0.019	0.005		0.1
Summer Squash	530	0			0.001 - 0.002		NT

Pesticide / Commodity	Number of Samples	Samples With Detections	% of Samples With Detections	Range of Values Detected, ppm ^	Range of LODs, ppm ^	Tolerance Violation	EPA
							Tolerance Level, ppm
Tomatoes	709	0			0.005 - 0.010		0.1
Watermelon	<u>709</u>	<u>0</u>			0.002		NT
TOTAL	7,078	9					
Pentachlorophenyl methyl sulfide - PCPMS (metabolite of Quintozene)							
Baby Food - Green Beans	173	0			0.003		0.1
Baby Food - Peaches	171	0			0.003 - 0.015		NT
Baby Food - Pears	177	0			0.001		NT
Carrots	177	0			0.010		NT
Celery	706	0			0.005		NT
Green Beans	530	0			0.003		0.1
Mushrooms	707	0			0.001		NT
Peaches, Fresh	419	0			0.005		NT
Peaches, Frozen	258	0			0.005		NT
Potatoes	529	1	0.2	0.013	0.010		0.1
Summer Squash	530	0			0.003 - 0.015		NT
Tomatoes	349	0			0.010		0.1
Watermelon	<u>709</u>	<u>0</u>			0.015		NT
TOTAL	5,435	1					
Penthiopyrad (fungicide)							
Baby Food - Green Beans	173	0			0.001		4.0
Baby Food - Peaches	171	0			0.001		4
Baby Food - Pears	177	0			0.001		0.50
Carrots	177	7	4	0.007 - 0.049	0.001		3.0
Celery	706	50	7.1	0.011 - 0.46	0.010		30
Grapes	706	1	0.1	0.002	0.002	V-1	NT
Green Beans	530	50	9.4	0.001 - 0.16	0.001		4.0
Mushrooms	707	0			0.001		NT
Peaches, Fresh	419	23	5.5	0.011 - 0.18	0.010		4
Peaches, Frozen	258	0			0.010		4
Pears	708	0			0.002		0.50
Potatoes	529	5	0.9	0.001 - 0.003	0.001		0.06
Summer Squash	530	2	0.4	0.006	0.001		0.60
Tomatoes	709	87	12.3	0.001 - 0.10	0.001		3.0
Watermelon	<u>709</u>	<u>0</u>			0.001		0.60
TOTAL	7,209	225					
Permethrin Total (insecticide)							
Baby Food - Green Beans	173	0			0.003		NT
Baby Food - Peaches	171	1	0.6	0.003	0.003 - 0.050		2
Celery	706	326	46.2	0.005 - 0.36	0.005		5
Green Beans	530	2	0.4	0.004 - 0.016	0.003	V-2	NT
Peaches, Fresh	419	6	1.4	0.022 - 0.61	0.005		2
Peaches, Frozen	258	0			0.005		2
Summer Squash	530	1	0.2	0.021	0.003 - 0.050		1.5
Watermelon	<u>709</u>	<u>1</u>	0.1	0.079	0.050		1.5
TOTAL	3,496	337					
Permethrin cis (isomer of Permethrin)							
Baby Food - Pears	177	1	0.6	0.011	0.001 - 0.003		0.05
Baby Food - Sweet Potatoes	177	0			0.010		0.05
Blueberries, Fresh	482	0			0.010		NT
Blueberries, Frozen	51	0			0.010		NT
Carrots	177	0			0.010		NT
Grapes	706	0			0.012		2 R
Mushrooms	707	46	6.5	0.002 - 0.029	0.001		5.0
Pears	708	0			0.012		0.05

Pesticide / Commodity	Number of Samples	Samples	% of Samples	Range of Values Detected, ppm ^	Range of LODs, ppm ^	Tolerance Violation	EPA
		With Detections	With Detections				Tolerance Level, ppm
Plums	593	0			0.010		NT
Potatoes	529	0			0.010		0.05
Tomatoes	<u>709</u>	<u>13</u>	1.8	0.002 - 0.039	0.001 - 0.010		2.0
TOTAL	5,016	60					
Permethrin trans (isomer of Permethrin)							
Baby Food - Pears	177	1	0.6	0.016	0.001 - 0.004		0.05
Baby Food - Sweet Potatoes	177	0			0.010		0.05
Blueberries, Fresh	482	0			0.010		NT
Blueberries, Frozen	51	0			0.010		NT
Carrots	177	0			0.010		NT
Grapes	706	0			0.012		2 R
Mushrooms	707	32	4.5	0.002 - 0.021	0.001		5.0
Pears	708	0			0.012		0.05
Plums	593	0			0.010		NT
Potatoes	529	0			0.010		0.05
Tomatoes	<u>709</u>	<u>12</u>	1.7	0.002 - 0.033	0.001 - 0.010		2.0
TOTAL	5,016	45					
Phenmedipham (herbicide)							
Baby Food - Peaches	88	0			0.005		NT
Summer Squash	261	0			0.005		NT
Watermelon	<u>709</u>	<u>0</u>			0.005		NT
TOTAL	1,058	0					
Phenothrin (insecticide)							
Baby Food - Green Beans	173	0			0.010		0.01 FF
Baby Food - Peaches	171	0			0.010 - 0.025		0.01 FF
Baby Food - Pears	177	0			0.002		0.01 FF
Baby Food - Sweet Potatoes	177	0			0.050		0.01 FF
Blueberries, Fresh	482	0			0.050		0.01 FF
Blueberries, Frozen	51	0			0.050		0.01 FF
Carrots	177	0			0.075		0.01 FF
Celery	706	0			0.005		0.01 FF
Grapes	706	0			0.020		0.01 FF
Green Beans	530	0			0.010		0.01 FF
Mushrooms	707	0			0.002		0.01 FF
Peaches, Fresh	419	0			0.005		0.01 FF
Peaches, Frozen	258	0			0.005		0.01 FF
Pears	708	0			0.020		0.01 FF
Plums	593	0			0.050		0.01 FF
Potatoes	529	0			0.075		0.01 FF
Summer Squash	530	0			0.010 - 0.025		0.01 FF
Tomatoes	709	0			0.002 - 0.075		0.01 FF
Watermelon	<u>709</u>	<u>0</u>			0.025		0.01 FF
TOTAL	8,512	0					
Phenthoate (insecticide)							
Baby Food - Green Beans	173	0			0.001		NT
Baby Food - Peaches	83	0			0.001		NT
Baby Food - Pears	177	0			0.001		NT
Green Beans	530	0			0.001		NT
Mushrooms	707	0			0.001		NT
Summer Squash	269	0			0.001		NT
Tomatoes	<u>360</u>	<u>0</u>			0.001		NT
TOTAL	2,299	0					

Pesticide / Commodity	Number of Samples	Samples With Detections	% of Samples With Detections	Range of Values Detected, ppm ^	Range of LODs, ppm ^	Tolerance Violation	EPA Tolerance Level, ppm
o-Phenylphenol (fungicide)							
Baby Food - Peaches	88	0			0.010		20 PH
Baby Food - Pears	177	0			0.001		25.0 PH
Baby Food - Sweet Potatoes	177	0			0.005		15 PH
Blueberries, Fresh	482	0			0.005		NT
Blueberries, Frozen	51	0			0.005		NT
Carrots	177	0			0.040		20 PH
Pears	708	19	2.7	0.012 - 14.7	0.010		25.0 PH
Plums	593	0			0.005		20 PH
Potatoes	529	0			0.040		NT
Tomatoes	<u>679</u>	<u>5</u>	0.7	0.002 - 0.005	0.001 - 0.040		10 PH
TOTAL	3,661	24					
Phorate (insecticide)							
Baby Food - Green Beans	173	0			0.003		0.05
Baby Food - Peaches	171	0			0.003 - 0.030		NT
Baby Food - Pears	177	0			0.003		NT
Carrots	177	0			0.085		NT
Celery	706	0			0.005		NT
Green Beans	530	0			0.003		0.05
Mushrooms	707	0			0.003		NT
Peaches, Fresh	419	0			0.005		NT
Peaches, Frozen	258	0			0.005		NT
Potatoes	529	0			0.17		0.2
Summer Squash	530	0			0.003 - 0.030		NT
Tomatoes	709	0			0.003 - 0.17		NT
Watermelon	<u>709</u>	<u>0</u>			0.030		NT
TOTAL	5,795	0					
Phorate oxygen analog (metabolite of Phorate)							
Baby Food - Green Beans	173	0			0.005		0.05
Baby Food - Peaches	83	0			0.005		NT
Baby Food - Pears	177	0			0.001		NT
Green Beans	530	0			0.005		0.05
Mushrooms	707	0			0.001		NT
Summer Squash	269	0			0.005		NT
Tomatoes	<u>360</u>	<u>0</u>			0.001		NT
TOTAL	2,299	0					
Phorate oxygen analog sulfone (metabolite of Phorate)							
Baby Food - Green Beans	173	0			0.001		0.05
Baby Food - Peaches	171	0			0.001 - 0.010		NT
Baby Food - Pears	177	0			0.001		NT
Carrots	177	0			0.010		NT
Green Beans	530	0			0.001		0.05
Mushrooms	707	0			0.001		NT
Potatoes	529	0			0.010		0.2
Summer Squash	530	0			0.001 - 0.010		NT
Tomatoes	709	0			0.001 - 0.010		NT
Watermelon	<u>709</u>	<u>0</u>			0.010		NT
TOTAL	4,412	0					
Phorate oxygen analog sulfoxide (metabolite of Phorate)							
Baby Food - Green Beans	173	0			0.001		0.05
Baby Food - Peaches	171	0			0.001 - 0.010		NT
Baby Food - Pears	177	0			0.001		NT
Carrots	177	0			0.005		NT
Green Beans	530	0			0.001		0.05

Pesticide / Commodity	Number of Samples	Samples With Detections	% of Samples With Detections	Range of Values Detected, ppm ^	Range of LODs, ppm ^	Tolerance Violation	EPA Tolerance Level, ppm
Mushrooms	707	0			0.001		NT
Potatoes	529	0			0.005		0.2
Summer Squash	530	0			0.001 - 0.010		NT
Tomatoes	709	0			0.001 - 0.005		NT
Watermelon	<u>709</u>	<u>0</u>			0.010		NT
TOTAL	4,412	0					
Phorate sulfone (metabolite of Phorate)							
Baby Food - Green Beans	173	0			0.003		0.05
Baby Food - Peaches	171	0			0.003 - 0.025		NT
Baby Food - Pears	177	0			0.002		NT
Baby Food - Sweet Potatoes	177	0			0.010		NT
Blueberries, Fresh	482	0			0.010		NT
Blueberries, Frozen	51	0			0.010		NT
Carrots	177	0			0.030		NT
Celery	706	0			0.005		NT
Green Beans	530	0			0.003		0.05
Mushrooms	707	0			0.002		NT
Peaches, Fresh	419	0			0.005		NT
Peaches, Frozen	258	0			0.005		NT
Plums	593	0			0.010		NT
Potatoes	529	0			0.030		0.2
Summer Squash	530	0			0.003 - 0.025		NT
Tomatoes	709	0			0.002 - 0.030		NT
Watermelon	<u>709</u>	<u>0</u>			0.025		NT
TOTAL	7,098	0					
Phorate sulfoxide (metabolite of Phorate)							
Baby Food - Green Beans	173	0			0.001		0.05
Baby Food - Peaches	171	0			0.001 - 0.002		NT
Baby Food - Pears	177	0			0.001		NT
Baby Food - Sweet Potatoes	177	0			0.010		NT
Blueberries, Fresh	482	0			0.010		NT
Blueberries, Frozen	51	0			0.010		NT
Carrots	177	0			0.010		NT
Celery	706	0			0.010		NT
Green Beans	530	0			0.001		0.05
Mushrooms	707	0			0.001		NT
Peaches, Fresh	419	0			0.010		NT
Peaches, Frozen	258	0			0.010		NT
Plums	593	0			0.010		NT
Potatoes	529	1	0.2	0.027	0.010		0.2
Summer Squash	530	0			0.001 - 0.002		NT
Tomatoes	709	0			0.001 - 0.010		NT
Watermelon	<u>709</u>	<u>0</u>			0.002		NT
TOTAL	7,098	1					
Phosalone (insecticide)							
Baby Food - Green Beans	173	0			0.003		NT
Baby Food - Peaches	83	0			0.003		NT
Baby Food - Pears	177	0			0.002		NT
Baby Food - Sweet Potatoes	177	0			0.001		NT
Blueberries, Fresh	453	0			0.001		NT
Blueberries, Frozen	50	0			0.001		NT
Carrots	177	0			0.015		NT
Celery	706	0			0.005		NT
Grapes	706	0			0.015		NT
Green Beans	530	0			0.003		NT

Pesticide / Commodity	Number of Samples	Samples With Detections	% of Samples With Detections	Range of Values Detected, ppm ^	Range of LODs, ppm ^	Tolerance Violation	EPA Tolerance Level, ppm
Mushrooms	707	0			0.002		NT
Peaches, Fresh	419	0			0.005		NT
Peaches, Frozen	258	0			0.005		NT
Pears	708	0			0.015		NT
Plums	593	0			0.001		NT
Potatoes	529	0			0.015		NT
Summer Squash	269	0			0.003		NT
Tomatoes	<u>709</u>	<u>0</u>			0.002 - 0.015		NT
TOTAL	7,424	0					
Phosmet (insecticide)							
Baby Food - Green Beans	173	0			0.001		NT
Baby Food - Peaches	171	0			0.001 - 0.010		10
Baby Food - Pears	177	0			0.005		10
Baby Food - Sweet Potatoes	177	0			0.010		12
Blueberries, Fresh	482	72	14.9	0.010 - 1.2	0.010		10
Blueberries, Frozen	51	3	5.9	0.041 - 0.24	0.010		10
Carrots	177	0			0.025		NT
Celery	706	0			0.005		NT
Grapes	706	0			0.007		10
Green Beans	530	0			0.001		NT
Mushrooms	707	0			0.005		NT
Peaches, Fresh	419	6	1.4	0.006 - 0.18	0.005		10
Peaches, Frozen	258	0			0.005		10
Pears	708	1	0.1	0.020	0.007		10
Plums	593	2	0.3	0.016 - 0.019	0.010		5
Potatoes	529	0			0.025		0.1
Summer Squash	269	0			0.001		NT
Tomatoes	679	0			0.005 - 0.025		NT
Watermelon	<u>709</u>	<u>0</u>			0.010		NT
TOTAL	8,221	84					
Phosmet oxygen analog (metabolite of Phosmet)							
Baby Food - Green Beans	173	0			0.001		NT
Baby Food - Peaches	171	0			0.001 - 0.005		10
Baby Food - Sweet Potatoes	177	0			0.004		12
Blueberries, Fresh	104	8	7.7	0.004 - 1.6	0.004		10
Blueberries, Frozen	16	4	25	0.014 - 0.68	0.004		10
Carrots	177	0			0.010		NT
Grapes	706	0			0.005		10
Green Beans	530	0			0.001		NT
Pears	708	0			0.005		10
Plums	593	0			0.004		NT
Potatoes	529	0			0.010		0.1
Summer Squash	530	0			0.001 - 0.005		NT
Tomatoes	349	0			0.010		NT
Watermelon	<u>709</u>	<u>0</u>			0.005		NT
TOTAL	5,472	12					
Phosphamidon (insecticide)							
Baby Food - Green Beans	173	0			0.005		NT
Baby Food - Peaches	83	0			0.005		NT
Baby Food - Pears	177	0			0.001		NT
Celery	706	0			0.010		NT
Green Beans	530	0			0.005		NT
Mushrooms	707	0			0.001		NT
Peaches, Fresh	419	0			0.010		NT
Peaches, Frozen	258	0			0.010		NT

Pesticide / Commodity	Number of Samples	Samples With Detections	% of Samples With Detections	Range of Values Detected, ppm ^	Range of LODs, ppm ^	Tolerance Violation	EPA
							Tolerance Level, ppm
Summer Squash	269	0			0.005		NT
Tomatoes	<u>360</u>	<u>0</u>			0.001		NT
TOTAL	3,682	0					
Phoxim (insecticide)							
Baby Food - Green Beans	173	0			0.001		NT
Baby Food - Peaches	83	0			0.001		NT
Carrots	177	0			0.025		NT
Green Beans	530	0			0.001		NT
Potatoes	529	0			0.025		NT
Summer Squash	269	0			0.001		NT
Tomatoes	<u>349</u>	<u>0</u>			0.025		NT
TOTAL	2,110	0					
Picolinafen (herbicide)							
Baby Food - Green Beans	173	0			0.001		NT
Baby Food - Peaches	83	0			0.001		NT
Green Beans	530	0			0.001		NT
Summer Squash	<u>269</u>	<u>0</u>			0.001		NT
TOTAL	1,055	0					
Picoxystrobin (fungicide)							
Baby Food - Green Beans	173	0			0.005		2.0
Baby Food - Peaches	171	0			0.001 - 0.005		NT
Baby Food - Pears	177	0			0.001		NT
Carrots	177	0			0.001		0.50
Green Beans	530	0			0.005		2.0
Mushrooms	707	0			0.001		NT
Potatoes	529	0			0.001		0.03
Summer Squash	530	0			0.005		0.30
Tomatoes	709	0			0.001		0.70
Watermelon	<u>709</u>	<u>0</u>			0.005		0.30
TOTAL	4,412	0					
Pinoxaden (herbicide)							
Baby Food - Green Beans	173	0			0.020		NT
Baby Food - Peaches	83	0			0.020		NT
Green Beans	530	0			0.020		NT
Summer Squash	<u>269</u>	<u>0</u>			0.020		NT
TOTAL	1,055	0					
Piperonyl butoxide (insecticide)							
Baby Food - Green Beans	173	0			0.003		10 FF
Baby Food - Peaches	171	1	0.6	0.13	0.003 - 0.025		10 FF
Baby Food - Pears	177	0			0.002		10 FF
Baby Food - Sweet Potatoes	177	0			0.005		10 FF
Blueberries, Fresh	482	0			0.005		10 FF
Blueberries, Frozen	51	0			0.005		10 FF
Carrots	177	0			0.015		10 FF
Celery	706	9	1.3	0.005 - 0.057	0.005		10 FF
Grapes	706	1	0.1	0.014	0.006		10 FF
Green Beans	530	3	0.6	0.007 - 0.025	0.003		10 FF
Mushrooms	707	36	5.1	0.003 - 0.99	0.002		10 FF
Peaches, Fresh	419	1	0.2	0.006	0.005		10 FF
Peaches, Frozen	258	0			0.005		10 FF
Pears	708	0			0.006		10 FF
Plums	593	0			0.005		10 FF
Potatoes	529	0			0.010		10 FF

Pesticide / Commodity	Number of Samples	Samples	% of Samples	Range of Values Detected, ppm ^	Range of LODs, ppm ^	Tolerance Violation	EPA
		With Detections	With Detections				Tolerance Level, ppm
Summer Squash	530	1	0.2	0.073	0.003 - 0.025		10 FF
Tomatoes	709	10	1.4	0.010 - 0.74	0.002 - 0.010		10 FF
Watermelon	<u>679</u>	<u>0</u>			0.025		10 FF
TOTAL	8,482	62					
Pirimicarb (insecticide)							
Baby Food - Green Beans	173	0			0.001		NT
Baby Food - Peaches	83	0			0.001		NT
Baby Food - Pears	177	0			0.001		NT
Carrots	177	0			0.005		NT
Celery	706	1	0.1	0.005	0.005	V-1	NT
Green Beans	530	0			0.001		NT
Mushrooms	707	0			0.001		NT
Peaches, Fresh	419	0			0.005		NT
Peaches, Frozen	258	0			0.005		NT
Potatoes	529	0			0.005		NT
Summer Squash	269	0			0.001		NT
Tomatoes	<u>709</u>	<u>0</u>			0.001 - 0.005		NT
TOTAL	4,737	1					
Pirimicarb desmethyl (metabolite of Pirimicarb)							
Baby Food - Green Beans	173	0			0.001		NT
Baby Food - Peaches	83	0			0.001		NT
Carrots	177	0			0.001		NT
Celery	706	0			0.010		NT
Green Beans	530	0			0.001		NT
Peaches, Fresh	419	0			0.010		NT
Peaches, Frozen	258	0			0.010		NT
Potatoes	529	0			0.001		NT
Summer Squash	269	0			0.001		NT
Tomatoes	<u>349</u>	<u>0</u>			0.001		NT
TOTAL	3,493	0					
Pirimiphos ethyl (insecticide)							
Baby Food - Green Beans	173	0			0.001		NT
Baby Food - Peaches	83	0			0.001		NT
Green Beans	530	0			0.001		NT
Summer Squash	<u>269</u>	<u>0</u>			0.001		NT
TOTAL	1,055	0					
Pirimiphos methyl (insecticide)							
Baby Food - Green Beans	173	0			0.001		NT
Baby Food - Peaches	83	0			0.001		NT
Baby Food - Pears	177	0			0.001 - 0.003		NT
Baby Food - Sweet Potatoes	177	0			0.001		NT
Blueberries, Fresh	482	0			0.001		NT
Blueberries, Frozen	51	0			0.001		NT
Carrots	177	0			0.010		NT
Celery	706	0			0.005		NT
Green Beans	530	0			0.001		NT
Mushrooms	707	0			0.001		NT
Peaches, Fresh	419	0			0.005		NT
Peaches, Frozen	258	0			0.005		NT
Plums	593	0			0.001		NT
Potatoes	529	0			0.010		NT
Summer Squash	269	0			0.001		NT
Tomatoes	<u>709</u>	<u>0</u>			0.001 - 0.010		NT
TOTAL	6,040	0					

Pesticide / Commodity	Number of Samples	Samples With Detections	% of Samples With Detections	Range of Values Detected, ppm ^	Range of LODs, ppm ^	Tolerance Violation	EPA Tolerance Level, ppm
Prallethrin (insecticide)							
Baby Food - Green Beans	173	0			0.020		1.0 FF
Baby Food - Peaches	171	0			0.020 - 0.030		1.0 FF
Baby Food - Sweet Potatoes	147	0			0.008 - 0.016		1.0 FF
Blueberries, Fresh	482	0			0.008		1.0 FF
Blueberries, Frozen	51	0			0.008		1.0 FF
Carrots	177	0			0.045		1.0 FF
Celery	706	0			0.010		1.0 FF
Grapes	706	0			0.005		1.0 FF
Green Beans	530	0			0.020		1.0 FF
Peaches, Fresh	419	0			0.010		1.0 FF
Peaches, Frozen	258	0			0.010		1.0 FF
Pears	708	0			0.005		1.0 FF
Plums	564	0			0.008		1.0 FF
Potatoes	529	0			0.045		1.0 FF
Summer Squash	269	0			0.020		1.0 FF
Tomatoes	<u>349</u>	<u>0</u>			0.045		1.0 FF
TOTAL	6,239	0					
Pretilachlor (herbicide)							
Baby Food - Green Beans	173	0			0.001		NT
Baby Food - Peaches	83	0			0.001		NT
Green Beans	530	0			0.001		NT
Summer Squash	<u>269</u>	<u>0</u>			0.001		NT
TOTAL	1,055	0					
Primisulfuron methyl (herbicide)							
Baby Food - Green Beans	173	0			0.001		NT
Baby Food - Peaches	83	0			0.001		NT
Green Beans	530	0			0.001		NT
Summer Squash	<u>269</u>	<u>0</u>			0.001		NT
TOTAL	1,055	0					
Prochloraz (fungicide)							
Baby Food - Green Beans	173	0			0.005		NT
Baby Food - Peaches	83	0			0.005		NT
Celery	706	0			0.005		NT
Green Beans	530	0			0.005		NT
Peaches, Fresh	419	2	0.5	0.021 - 0.028	0.005	V-2	NT
Peaches, Frozen	258	1	0.4	0.007	0.005	V-1	NT
Summer Squash	<u>269</u>	<u>0</u>			0.005		NT
TOTAL	2,438	3					
Procymidone (fungicide)							
Baby Food - Green Beans	173	0			0.001		NT
Baby Food - Peaches	83	0			0.001		NT
Baby Food - Sweet Potatoes	177	0			0.010		NT
Blueberries, Fresh	482	0			0.010		NT
Blueberries, Frozen	51	0			0.010		NT
Carrots	177	0			0.010		NT
Celery	706	0			0.005		NT
Green Beans	530	0			0.001		NT
Peaches, Fresh	419	0			0.005		NT
Peaches, Frozen	258	3	1.2	0.010 - 0.025	0.005	V-3	NT
Plums	593	0			0.010		NT
Potatoes	529	0			0.005		NT

Pesticide / Commodity	Number of Samples	Samples With Detections	% of Samples With Detections	Range of Values Detected, ppm ^	Range of LODs, ppm ^	Tolerance Violation	EPA Tolerance Level, ppm
Summer Squash	269	0			0.001		NT
Tomatoes	<u>349</u>	<u>0</u>			0.005		NT
TOTAL	4,796	3					
Prodiamine (herbicide)							
Carrots	177	0			0.005		NT
Potatoes	529	0			0.005		NT
Tomatoes	<u>349</u>	<u>0</u>			0.005		NT
TOTAL	1,055	0					
Profenofos (insecticide)							
Baby Food - Green Beans	173	0			0.001		NT
Baby Food - Peaches	171	0			0.001 - 0.005		NT
Baby Food - Pears	177	0			0.001 - 0.003		NT
Baby Food - Sweet Potatoes	177	0			0.075		NT
Blueberries, Fresh	482	0			0.075		NT
Blueberries, Frozen	51	0			0.075		NT
Carrots	177	0			0.010		NT
Celery	706	0			0.010		NT
Green Beans	530	4	0.8	0.002 - 0.013	0.001	V-4	NT
Mushrooms	707	0			0.001		NT
Peaches, Fresh	419	0			0.010		NT
Peaches, Frozen	258	0			0.010		NT
Plums	593	0			0.075		NT
Potatoes	529	0			0.010		NT
Summer Squash	530	0			0.001 - 0.005		NT
Tomatoes	709	0			0.001 - 0.010		NT
Watermelon	<u>709</u>	<u>0</u>			0.005		NT
TOTAL	7,098	4					
Profluralin (herbicide)							
Baby Food - Green Beans	173	0			0.005		NT
Baby Food - Peaches	83	0			0.005		NT
Green Beans	530	0			0.005		NT
Summer Squash	<u>269</u>	<u>0</u>			0.005		NT
TOTAL	1,055	0					
Promecarb (insecticide)							
Baby Food - Green Beans	173	0			0.001		NT
Baby Food - Peaches	83	0			0.001		NT
Green Beans	530	0			0.001		NT
Summer Squash	<u>269</u>	<u>0</u>			0.001		NT
TOTAL	1,055	0					
Prometon (herbicide)							
Baby Food - Pears	177	0			0.001		NT
Carrots	177	0			0.010		NT
Mushrooms	707	0			0.001		NT
Potatoes	529	0			0.010		NT
Tomatoes	<u>360</u>	<u>0</u>			0.001		NT
TOTAL	1,950	0					
Prometryn (herbicide)							
Baby Food - Green Beans	173	0			0.001		0.05
Baby Food - Peaches	83	0			0.001		NT
Baby Food - Pears	177	0			0.001		NT
Carrots	177	0			0.010		0.45
Green Beans	530	0			0.001		0.05

Pesticide / Commodity	Number of Samples	Samples With Detections	% of Samples With Detections	Range of Values Detected, ppm ^	Range of LODs, ppm ^	Tolerance Violation	EPA Tolerance Level, ppm
Mushrooms	707	0			0.001		NT
Potatoes	529	0			0.010		NT
Summer Squash	269	0			0.001		NT
Tomatoes	<u>360</u>	<u>0</u>			0.001		NT
TOTAL	3,005	0					
Pronamide (herbicide)							
Baby Food - Green Beans	173	0			0.001		NT
Baby Food - Peaches	171	0			0.001 - 0.005		0.1
Baby Food - Pears	177	0			0.001		0.1
Baby Food - Sweet Potatoes	177	0			0.002		NT
Blueberries, Fresh	482	0			0.002		0.05
Blueberries, Frozen	51	0			0.002		0.05
Carrots	177	0			0.010		NT
Celery	706	4	0.6	0.005 - 0.021	0.005	V-4	NT
Grapes	706	0			0.010		0.1
Green Beans	530	0			0.001		NT
Mushrooms	707	0			0.001		NT
Peaches, Fresh	419	0			0.005		0.1
Peaches, Frozen	258	0			0.005		0.1
Pears	708	0			0.010		0.1
Plums	593	0			0.002		0.1
Potatoes	529	0			0.010		NT
Summer Squash	530	2	0.4	0.001 - 0.002	0.001 - 0.005	V-2	NT
Tomatoes	709	0			0.001 - 0.010		NT
Watermelon	<u>709</u>	<u>0</u>			0.005		NT
TOTAL	8,512	6					
Propachlor (herbicide)							
Baby Food - Green Beans	173	0			0.001		NT
Baby Food - Peaches	83	0			0.001		NT
Baby Food - Pears	177	0			0.003		NT
Green Beans	530	0			0.001		NT
Mushrooms	707	0			0.001		NT
Summer Squash	269	0			0.001		NT
Tomatoes	<u>360</u>	<u>0</u>			0.001		NT
TOTAL	2,299	0					
Propamocarb (fungicide)							
Baby Food - Green Beans	173	0			0.001		NT
Baby Food - Peaches	83	0			0.001		NT
Celery	706	6	0.8	0.010 - 0.064	0.010	V-6	NT
Green Beans	530	13	2.5	0.001 - 0.85	0.001	V-13	NT
Peaches, Fresh	419	0			0.010		NT
Peaches, Frozen	258	0			0.010		NT
Summer Squash	<u>269</u>	<u>18</u>	6.7	0.001 - 0.25	0.001		1.5
TOTAL	2,438	37					
Propamocarb hydrochloride ⁴ (fungicide)							
Baby Food - Peaches	88	0			0.001		NT
Baby Food - Sweet Potatoes	177	0			0.002		0.3
Blueberries, Fresh	482	0			0.002		NT
Blueberries, Frozen	51	0			0.002		NT
Carrots	177	0			0.005		NT
Plums	593	0			0.002		NT
Potatoes	529	6	1.1	0.007 - 0.047	0.005		0.3
Summer Squash	261	25	9.6	0.001 - 0.22	0.001		1.5

Pesticide / Commodity	Number of Samples	Samples	% of Samples	Range of Values Detected, ppm ^	Range of LODs, ppm ^	Tolerance Violation	EPA
		With Detections	With Detections				Tolerance Level, ppm
Tomatoes	349	25	7.2	0.005 - 0.47	0.005		4
Watermelon	<u>680</u>	<u>23</u>	3.4	0.001 - 0.009	0.001		1.5
TOTAL	3,387	79					
Propanil (herbicide)							
Baby Food - Green Beans	173	0			0.003		NT
Baby Food - Peaches	83	0			0.003		NT
Green Beans	530	0			0.003		NT
Summer Squash	<u>269</u>	<u>0</u>			0.003		NT
TOTAL	1,055	0					
Propaquizafop (herbicide)							
Baby Food - Green Beans	173	0			0.001		NT
Baby Food - Peaches	83	0			0.001		NT
Green Beans	530	0			0.001		NT
Summer Squash	<u>269</u>	<u>0</u>			0.001		NT
TOTAL	1,055	0					
Propargite (insecticide)							
Baby Food - Green Beans	173	0			0.001		NT
Baby Food - Peaches	171	1	0.6	0.001	0.001 - 0.025	V-1	NT
Baby Food - Pears	177	0			0.006 - 0.020		NT
Baby Food - Sweet Potatoes	177	0			0.050		NT
Blueberries, Fresh	482	0			0.050		NT
Blueberries, Frozen	51	0			0.050		NT
Carrots	177	0			0.040		NT
Celery	706	0			0.020		NT
Grapes	706	0			0.008		10.0
Green Beans	530	0			0.001		NT
Mushrooms	707	0			0.006		NT
Peaches, Fresh	419	0			0.020		NT
Peaches, Frozen	258	0			0.020		NT
Pears	708	0			0.008		NT
Plums	593	0			0.050		NT
Potatoes	529	0			0.020		0.1
Summer Squash	530	0			0.001 - 0.025		NT
Tomatoes	709	0			0.006 - 0.020		NT
Watermelon	<u>709</u>	<u>0</u>			0.025		NT
TOTAL	8,512	1					
Propazine (herbicide)							
Baby Food - Green Beans	173	0			0.001		NT
Baby Food - Peaches	83	0			0.001		NT
Green Beans	530	0			0.001		NT
Summer Squash	<u>269</u>	<u>0</u>			0.001		NT
TOTAL	1,055	0					
Propetamphos (insecticide)							
Baby Food - Green Beans	173	0			0.005		NT
Baby Food - Peaches	83	0			0.005		NT
Baby Food - Pears	177	0			0.001		NT
Baby Food - Sweet Potatoes	177	0			0.010		NT
Blueberries, Fresh	482	0			0.010		NT
Blueberries, Frozen	51	0			0.010		NT
Carrots	177	0			0.020		NT
Celery	706	0			0.010		NT
Grapes	706	0			0.005		NT
Green Beans	530	0			0.005		NT

Pesticide / Commodity	Number of Samples	Samples With Detections	% of Samples With Detections	Range of Values Detected, ppm ^	Range of LODs, ppm ^	Tolerance Violation	EPA Tolerance Level, ppm
Mushrooms	707	0			0.001 - 0.003		NT
Peaches, Fresh	419	0			0.010		NT
Peaches, Frozen	258	0			0.010		NT
Pears	708	0			0.005		NT
Plums	593	0			0.010		NT
Potatoes	529	0			0.020		NT
Summer Squash	269	0			0.005		NT
Tomatoes	<u>709</u>	<u>0</u>			0.001 - 0.020		NT
TOTAL	7,454	0					
Propham (herbicide)							
Baby Food - Green Beans	173	0			0.001		NT
Baby Food - Peaches	83	0			0.001		NT
Green Beans	530	0			0.001		NT
Summer Squash	<u>269</u>	<u>0</u>			0.001		NT
TOTAL	1,055	0					
Propiconazole (fungicide)							
Baby Food - Green Beans	173	0			0.001		0.70
Baby Food - Peaches	171	55	32.2	0.002 - 0.006	0.001 - 0.025		4.0
Baby Food - Pears	177	0			0.005		NT
Baby Food - Sweet Potatoes	177	0			0.010		NT
Blueberries, Fresh	482	2	0.4	0.012 - 0.060	0.010		1.3
Blueberries, Frozen	51	0			0.010		1.3
Carrots	177	0			0.020		0.3
Celery	706	213	30.2	0.010 - 0.22	0.010		5
Green Beans	530	3	0.6	0.003 - 0.008	0.001		0.70
Mushrooms	707	0			0.005		0.1
Peaches, Fresh	419	163	38.9	0.010 - 1.2	0.010		4.0
Peaches, Frozen	258	16	6.2	0.010 - 0.046	0.010		4.0
Plums	593	55	9.3	0.012 - 0.47	0.010		0.60
Potatoes	529	0			0.020		NT
Summer Squash	530	1	0.2	0.003	0.001 - 0.005	V-1	NT
Tomatoes	709	17	2.4	0.016 - 0.22	0.005 - 0.020		3.0
Watermelon	<u>709</u>	<u>0</u>			0.005		NT
TOTAL	7,098	525					
Proquinazid (fungicide)							
Baby Food - Green Beans	173	0			0.005		NT
Baby Food - Peaches	83	0			0.005		NT
Grapes	706	6	0.8	0.002 - 0.012	0.002		0.50 FU
Green Beans	530	0			0.005		NT
Pears	708	0			0.002		NT
Summer Squash	<u>269</u>	<u>0</u>			0.005		NT
TOTAL	2,469	6					
Prosulfuron (herbicide)							
Baby Food - Peaches	171	0			0.003 - 0.010		NT
Carrots	177	0			0.005		NT
Green Beans	530	0			0.003		NT
Potatoes	529	0			0.005		NT
Summer Squash	530	0			0.003 - 0.010		NT
Tomatoes	349	0			0.005		NT
Watermelon	<u>709</u>	<u>0</u>			0.010		NT
TOTAL	2,995	0					

Pesticide / Commodity	Number of Samples	Samples With Detections	% of Samples With Detections	Range of Values Detected, ppm ^	Range of LODs, ppm ^	Tolerance Violation	EPA Tolerance Level, ppm
Prothioconazole (fungicide)							
Summer Squash	261	0			0.10		0.30
Watermelon	<u>709</u>	<u>0</u>			0.10		0.30
TOTAL	970	0					
Prothioconazole desthio (metabolite of Prothioconazole)							
Baby Food - Green Beans	173	0			0.001		NT
Baby Food - Peaches	83	0			0.001		NT
Green Beans	530	0			0.001		NT
Summer Squash	<u>269</u>	<u>0</u>			0.001		0.30
TOTAL	1,055	0					
Prothiofos (insecticide)							
Baby Food - Green Beans	173	0			0.001		NT
Baby Food - Peaches	83	0			0.001		NT
Carrots	177	0			0.040		NT
Celery	706	0			0.005		NT
Green Beans	501	0			0.001		NT
Peaches, Fresh	419	0			0.005		NT
Peaches, Frozen	258	0			0.005		NT
Potatoes	529	0			0.080		NT
Summer Squash	269	0			0.001		NT
Tomatoes	<u>349</u>	<u>0</u>			0.080		NT
TOTAL	3,464	0					
Pydiflumetofen (fungicide)							
Baby Food - Green Beans	173	0			0.001		1
Baby Food - Peaches	171	0			0.001 - 0.005		1
Baby Food - Pears	177	0			0.001		0.2
Carrots	177	0			0.010		0.5
Grapes	706	71	10.1	0.010 - 0.23	0.010		1.5
Green Beans	530	2	0.4	0.010 - 0.014	0.001		1
Mushrooms	707	1	0.1	0.002	0.001 - 0.003	V-1	NT
Pears	708	0			0.010		0.2
Potatoes	529	0			0.010		0.015
Summer Squash	530	29	5.5	0.003 - 0.040	0.001 - 0.005		0.50
Tomatoes	709	51	7.2	0.002 - 0.023	0.001 - 0.010		0.60
Watermelon	<u>709</u>	<u>0</u>			0.005		0.50
TOTAL	5,826	154					
Pymetrozine (insecticide)							
Baby Food - Green Beans	173	0			0.001		NT
Baby Food - Peaches	83	0			0.001		NT
Baby Food - Pears	177	0			0.002		NT
Carrots	177	0			0.085		NT
Celery	706	0			0.010		0.6
Green Beans	530	0			0.001		NT
Mushrooms	707	0			0.002		NT
Peaches, Fresh	419	0			0.010		NT
Peaches, Frozen	258	0			0.010		NT
Potatoes	529	0			0.085		0.02
Summer Squash	269	1	0.4	0.006	0.001		0.1
Tomatoes	<u>360</u>	<u>5</u>	1.4	0.003 - 0.007	0.002		0.2
TOTAL	4,388	6					
Pyraclufos (insecticide)							
Baby Food - Green Beans	173	0			0.001		NT
Baby Food - Peaches	83	0			0.001		NT

Pesticide / Commodity	Number of Samples	Samples With Detections	% of Samples With Detections	Range of Values Detected, ppm ^	Range of LODs, ppm ^	Tolerance Violation	EPA
							Tolerance Level, ppm
Green Beans	530	0			0.001		NT
Summer Squash	<u>269</u>	<u>0</u>			0.001		NT
TOTAL	1,055	0					
Pyraclostrobin (fungicide)							
Baby Food - Green Beans	173	0			0.001		0.5
Baby Food - Peaches	171	0			0.001		2.5
Baby Food - Pears	177	1	0.6	0.002	0.001		1.5
Baby Food - Sweet Potatoes	177	0			0.003		0.04
Blueberries, Fresh	482	98	20.3	0.003 - 0.33	0.003		4.0
Blueberries, Frozen	51	14	27.5	0.004 - 0.047	0.003		4.0
Carrots	177	19	10.7	0.005 - 0.017	0.005		0.4
Celery	706	77	10.9	0.003 - 0.21	0.003		29
Grapes	706	139	19.7	0.005 - 0.33	0.005		2.0
Green Beans	530	110	20.8	0.001 - 0.10	0.001		0.5
Mushrooms	707	0			0.001		NT
Peaches, Fresh	419	62	14.8	0.003 - 0.23	0.003		2.5
Peaches, Frozen	258	0			0.003		2.5
Pears	708	118	16.7	0.005 - 0.17	0.005		1.5
Plums	593	8	1.3	0.004 - 0.074	0.003		2.5
Potatoes	529	0			0.005		0.04
Summer Squash	530	66	12.5	0.001 - 0.032	0.001		0.5
Tomatoes	709	80	11.3	0.002 - 0.036	0.001 - 0.005		1.4
Watermelon	<u>709</u>	<u>0</u>			0.001		0.5
TOTAL	8,512	792					
Pyraflufen ethyl (herbicide)							
Baby Food - Green Beans	173	0			0.001		NT
Baby Food - Peaches	171	0			0.001		0.01
Baby Food - Sweet Potatoes	177	0			0.010		0.02
Blueberries, Fresh	482	0			0.010		NT
Blueberries, Frozen	51	0			0.010		NT
Carrots	177	0			0.030		NT
Grapes	706	0			0.006		NT
Green Beans	530	0			0.001		NT
Pears	708	0			0.006		0.01
Plums	593	0			0.010		0.01
Potatoes	529	0			0.030		0.02
Summer Squash	269	0			0.001		NT
Tomatoes	<u>349</u>	<u>0</u>			0.030		NT
TOTAL	4,915	0					
Pyrazon (herbicide)							
Baby Food - Green Beans	173	0			0.001		NT
Baby Food - Peaches	83	0			0.001		NT
Green Beans	530	0			0.001		NT
Summer Squash	<u>269</u>	<u>0</u>			0.001		NT
TOTAL	1,055	0					
Pyrazophos (fungicide)							
Baby Food - Green Beans	173	0			0.001		NT
Baby Food - Peaches	83	0			0.001		NT
Carrots	177	0			0.010		NT
Celery	706	0			0.010		NT
Green Beans	530	0			0.001		NT
Peaches, Fresh	419	0			0.010		NT
Peaches, Frozen	258	0			0.010		NT
Potatoes	529	0			0.010		NT

Pesticide / Commodity	Number of Samples	Samples With Detections	% of Samples With Detections	Range of Values Detected, ppm ^	Range of LODs, ppm ^	Tolerance Violation	EPA Tolerance Level, ppm
Summer Squash	269	0			0.001		NT
Tomatoes	<u>349</u>	<u>0</u>			0.010		NT
TOTAL	3,493	0					
Pyrethrins (insecticide)							
Baby Food - Green Beans	173	0			0.005		1.0 PH
Baby Food - Peaches	83	0			0.005		1.0 PH
Carrots	177	0			0.20		1.0 FF
Green Beans	530	0			0.005		1.0 PH
Potatoes	529	0			0.20		1.0 FF
Summer Squash	269	0			0.005		1.0 FF
Tomatoes	<u>349</u>	<u>0</u>			0.20		1.0 PH
TOTAL	2,110	0					
Pyridaben (insecticide, acaricide)							
Baby Food - Green Beans	173	0			0.001		NT
Baby Food - Peaches	171	0			0.001 - 0.005		3.0
Baby Food - Sweet Potatoes	177	0			0.005		NT
Blueberries, Fresh	482	0			0.005		2.5
Blueberries, Frozen	51	0			0.005		2.5
Carrots	177	0			0.001		NT
Celery	706	0			0.005		NT
Grapes	706	0			0.001		2.0
Green Beans	530	0			0.001		NT
Peaches, Fresh	419	5	1.2	0.008 - 0.096	0.005		3.0
Peaches, Frozen	258	0			0.005		3.0
Pears	708	8	1.1	0.002 - 0.010	0.001		0.75
Plums	593	0			0.005		3.0
Potatoes	529	0			0.001		NT
Summer Squash	530	0			0.001 - 0.005		NT
Tomatoes	349	1	0.3	0.001	0.001		0.15
Watermelon	<u>709</u>	<u>0</u>			0.005		NT
TOTAL	7,268	14					
Pyridalyl (insecticide)							
Baby Food - Green Beans	173	0			0.001		NT
Baby Food - Peaches	171	0			0.001 - 0.005		NT
Carrots	177	0			0.020		NT
Green Beans	530	0			0.001		NT
Summer Squash	530	0			0.001 - 0.005		NT
Watermelon	<u>709</u>	<u>0</u>			0.005		NT
TOTAL	2,290	0					
Pyridaphenthion (insecticide)							
Baby Food - Green Beans	173	0			0.001		NT
Baby Food - Peaches	83	0			0.001		NT
Green Beans	530	0			0.001		NT
Summer Squash	<u>269</u>	<u>0</u>			0.001		NT
TOTAL	1,055	0					
Pyrifluquinazon (insecticide)							
Baby Food - Green Beans	173	0			0.001		NT
Baby Food - Peaches	171	0			0.001 - 0.005		0.04
Baby Food - Pears	177	0			0.001		0.07
Grapes	706	0			0.002		0.30
Green Beans	530	0			0.001		NT
Mushrooms	59	0			0.001		NT
Pears	708	0			0.002		0.07

Pesticide / Commodity	Number of Samples	Samples With Detections	% of Samples With Detections	Range of Values Detected, ppm ^	Range of LODs, ppm ^	Tolerance Violation	EPA Tolerance Level, ppm
Potatoes	529	0			0.005		0.02
Summer Squash	530	0			0.001 - 0.005		0.07
Tomatoes	410	0			0.001 - 0.005		0.30
Watermelon	<u>709</u>	<u>1</u>	0.1	0.005	0.005		0.07
TOTAL	4,702	1					
Pyrimethanil (fungicide)							
Baby Food - Green Beans	173	0			0.005		NT
Baby Food - Peaches	171	0			0.005 - 0.010		10
Baby Food - Pears	177	28	15.8	0.002 - 0.58	0.001		15
Baby Food - Sweet Potatoes	177	0			0.050		0.05
Blueberries, Fresh	482	22	4.6	0.050 - 0.62	0.050		8.0
Blueberries, Frozen	51	3	5.9	0.058 - 0.19	0.050		8.0
Carrots	177	0			0.005		NT
Celery	706	2	0.3	0.003 - 0.007	0.003	V-2	NT
Grapes	706	178	25.2	0.004 - 6.6	0.004	X-1	5.0
Green Beans	530	1	0.2	0.026	0.005	V-1	NT
Mushrooms	707	0			0.001		NT
Peaches, Fresh	419	60	14.3	0.003 - 3.2	0.003		10
Peaches, Frozen	258	4	1.6	0.012 - 0.29	0.003		10
Pears	708	451	63.7	0.004 - 9.5	0.004		15
Plums	593	7	1.2	0.072 - 2.3	0.050		10
Potatoes	529	0			0.005		0.05
Summer Squash	530	1	0.2	0.051	0.005	V-1	NT
Tomatoes	709	64	9	0.002 - 0.44	0.001 - 0.005		0.50
Watermelon	<u>709</u>	<u>0</u>			0.005		NT
TOTAL	8,512	821					
Pyriofenone (fungicide)							
Baby Food - Green Beans	173	0			0.001		NT
Baby Food - Peaches	171	0			0.001 - 0.005		NT
Grapes	706	36	5.1	0.006 - 0.16	0.005		1.5 IT
Green Beans	530	0			0.001		NT
Pears	708	0			0.005		NT
Potatoes	529	0			0.005		NT
Summer Squash	530	3	0.6	0.002 - 0.007	0.001 - 0.005		0.30
Tomatoes	349	0			0.005		0.3 IT
Watermelon	<u>709</u>	<u>0</u>			0.005		0.30
TOTAL	4,405	39					
Pyriproxyfen (insecticide, growth regulator)							
Baby Food - Green Beans	173	0			0.001		0.20
Baby Food - Peaches	171	0			0.001		1.0
Baby Food - Pears	177	3	1.7	0.002 - 0.004	0.001		0.20
Baby Food - Sweet Potatoes	177	0			0.001		0.15
Blueberries, Fresh	453	0			0.001		1.0
Blueberries, Frozen	50	0			0.001		1.0
Carrots	177	0			0.005		0.15
Celery	706	0			0.005		3.0
Grapes	706	1	0.1	0.055	0.012		2.5
Green Beans	530	6	1.1	0.002 - 0.008	0.001		0.20
Mushrooms	707	1	0.1	0.002	0.001		0.10 FF
Peaches, Fresh	419	15	3.6	0.007 - 0.067	0.005		1.0
Peaches, Frozen	258	0			0.005		1.0
Pears	708	1	0.1	0.014	0.012		0.20
Plums	593	13	2.2	0.001 - 0.005	0.001		1.0
Potatoes	529	0			0.005		0.15

Pesticide / Commodity	Number of Samples	Samples		Range of Values Detected, ppm ^	Range of LODs, ppm ^	Tolerance Violation	EPA Tolerance Level, ppm
		With Detections	% of Samples With Detections				
Summer Squash	530	0			0.001		0.10
Tomatoes	709	71	10	0.002 - 0.11	0.001 - 0.005		0.80
Watermelon	<u>709</u>	<u>0</u>			0.001		0.10
TOTAL	8,482	111					
Pyroxasulfone (herbicide)							
Baby Food - Green Beans	173	0			0.001		NT
Baby Food - Peaches	83	0			0.001		NT
Carrots	177	0			0.005		NT
Green Beans	530	0			0.001		NT
Summer Squash	269	0			0.001		NT
Tomatoes	<u>58</u>	<u>0</u>			0.005		NT
TOTAL	1,290	0					
Pyroxsulam (herbicide)							
Baby Food - Peaches	83	0			0.001		NT
Green Beans	530	0			0.001		NT
Summer Squash	<u>269</u>	<u>0</u>			0.001		NT
TOTAL	882	0					
Quinalphos (insecticide)							
Baby Food - Green Beans	173	0			0.001		NT
Baby Food - Peaches	83	0			0.001		NT
Carrots	177	0			0.005		NT
Celery	706	0			0.005		NT
Green Beans	530	0			0.001		NT
Peaches, Fresh	419	0			0.005		NT
Peaches, Frozen	258	0			0.005		NT
Potatoes	529	0			0.005		NT
Summer Squash	269	0			0.001		NT
Tomatoes	<u>349</u>	<u>0</u>			0.005		NT
TOTAL	3,493	0					
Quinoxyfen (fungicide)							
Baby Food - Green Beans	173	0			0.001		NT
Baby Food - Peaches	171	0			0.001		0.70
Baby Food - Pears	177	0			0.001		NT
Baby Food - Sweet Potatoes	177	0			0.020		NT
Blueberries, Fresh	482	0			0.020		1.0
Blueberries, Frozen	51	0			0.020		1.0
Carrots	177	0			0.005		NT
Celery	706	0			0.010		NT
Grapes	706	204	28.9	0.001 - 0.17	0.001		2.0
Green Beans	530	0			0.001		NT
Mushrooms	707	0			0.001		NT
Peaches, Fresh	419	4	1	0.012 - 0.029	0.010		0.70
Peaches, Frozen	258	0			0.010		0.70
Pears	708	0			0.001		NT
Plums	593	0			0.020		0.70
Potatoes	529	0			0.005		NT
Summer Squash	530	8	1.5	0.002 - 0.006	0.001	V-8	NT
Tomatoes	709	0			0.001 - 0.005		1.7
Watermelon	<u>709</u>	<u>4</u>	0.6	0.001 - 0.002	0.001		0.08
TOTAL	8,512	220					
Quintozene - PCNB (fungicide) (parent of HCB, PCA, PCB and PCPMS)							
Baby Food - Green Beans	173	0			0.001		0.1
Baby Food - Peaches	171	0			0.001 - 0.005		NT

Pesticide / Commodity	Number of Samples	Samples With Detections	% of Samples With Detections	Range of Values Detected, ppm ^	Range of LODs, ppm ^	Tolerance Violation	EPA Tolerance Level, ppm
Baby Food - Pears	177	0			0.001 - 0.003		NT
Carrots	177	0			0.010		NT
Celery	706	0			0.005		NT
Green Beans	530	0			0.001		0.1
Mushrooms	707	0			0.001		NT
Peaches, Fresh	419	0			0.005		NT
Peaches, Frozen	258	0			0.005		NT
Potatoes	529	2	0.4	0.011 - 0.013	0.010		0.1
Summer Squash	530	0			0.001 - 0.005		NT
Tomatoes	709	0			0.001 - 0.010		0.1
Watermelon	<u>709</u>	<u>0</u>			0.005		NT
TOTAL	5,795	2					
Quizalofop ethyl (herbicide)							
Baby Food - Green Beans	173	0			0.001		0.25
Baby Food - Peaches	171	0			0.001 - 0.025		0.1
Green Beans	530	0			0.001		0.25
Summer Squash	530	0			0.001 - 0.025		NT
Watermelon	<u>709</u>	<u>0</u>			0.025		NT
TOTAL	2,113	0					
Resmethrin (insecticide)							
Baby Food - Green Beans	173	0			0.003		3.0 FF
Baby Food - Peaches	171	0			0.003 - 0.050		3.0 FF
Carrots	177	0			0.030		3.0 FF
Celery	706	0			0.020		3.0 FF
Grapes	706	0			0.015		3.0 FF
Green Beans	530	0			0.003		3.0 FF
Peaches, Fresh	419	0			0.020		3.0 FF
Peaches, Frozen	258	0			0.020		3.0 FF
Pears	708	0			0.015		3.0 FF
Potatoes	529	0			0.030		3.0 FF
Summer Squash	269	0			0.003		3.0 FF
Tomatoes	<u>349</u>	<u>0</u>			0.030		3.0 FF
TOTAL	4,995	0					
Resmethrin trans (isomer of Resmethrin)							
Baby Food - Pears	177	0			0.002		3.0 FF
Baby Food - Sweet Potatoes	177	0			0.050		3.0 FF
Blueberries, Fresh	451	0			0.050		3.0 FF
Blueberries, Frozen	51	0			0.050		3.0 FF
Mushrooms	707	0			0.002		3.0 FF
Plums	593	0			0.10		3.0 FF
Tomatoes	<u>360</u>	<u>0</u>			0.002		3.0 FF
TOTAL	2,516	0					
Rimsulfuron (herbicide)							
Baby Food - Peaches	88	0			0.005		0.01
Celery	706	0			0.010		NT
Grapes	706	0			0.007		0.01
Peaches, Fresh	419	0			0.010		0.01
Peaches, Frozen	258	0			0.010		0.01
Pears	708	0			0.007		0.01
Summer Squash	261	0			0.005		NT
Watermelon	<u>709</u>	<u>0</u>			0.005		NT
TOTAL	3,855	0					

Pesticide / Commodity	Number of Samples	Samples With Detections	% of Samples With Detections	Range of Values Detected, ppm ^	Range of LODs, ppm ^	Tolerance Violation	EPA Tolerance Level, ppm
Rotenone (insecticide)							
Baby Food - Green Beans	173	0			0.003		EX5
Baby Food - Peaches	83	0			0.003		EX5
Green Beans	530	0			0.003		EX5
Summer Squash	<u>269</u>	<u>0</u>			0.003		EX5
TOTAL	1,055	0					
Saflufenacil (herbicide)							
Baby Food - Peaches	171	0			0.003 - 0.020		0.03
Baby Food - Pears	177	0			0.002		0.03
Baby Food - Sweet Potatoes	177	0			0.010		NT
Blueberries, Fresh	482	0			0.010		NT
Blueberries, Frozen	51	0			0.010		NT
Celery	706	0			0.005		NT
Grapes	706	0			0.009		0.03
Green Beans	530	0			0.003		0.03
Mushrooms	59	0			0.002		NT
Peaches, Fresh	419	0			0.005		0.03
Peaches, Frozen	258	0			0.005		0.03
Pears	708	0			0.009		0.03
Plums	593	0			0.010		0.03
Summer Squash	530	0			0.003 - 0.020		NT
Tomatoes	61	0			0.002		NT
Watermelon	<u>709</u>	<u>0</u>			0.020		NT
TOTAL	6,337	0					
S-Bioallethrin (insecticide)							
Baby Food - Green Beans	173	0			0.010		NT
Baby Food - Peaches	83	0			0.010		NT
Green Beans	530	0			0.010		NT
Summer Squash	<u>269</u>	<u>0</u>			0.010		NT
TOTAL	1,055	0					
Sedaxane (fungicide)							
Baby Food - Green Beans	173	0			0.005		0.01
Baby Food - Peaches	83	0			0.005		NT
Carrots	177	0			0.050		NT
Green Beans	530	0			0.005		0.01
Potatoes	529	0			0.050		0.02
Summer Squash	269	0			0.005		NT
Tomatoes	<u>349</u>	<u>0</u>			0.050		NT
TOTAL	2,110	0					
Sethoxydim (herbicide)							
Baby Food - Green Beans	173	0			0.003		15
Baby Food - Peaches	171	0			0.003 - 0.005		0.2
Baby Food - Sweet Potatoes	177	0			0.003		4.0
Blueberries, Fresh	482	0			0.003		4.0
Blueberries, Frozen	51	0			0.003		4.0
Carrots	177	0			0.010		4.0
Grapes	706	0			0.002		1.0
Green Beans	530	0			0.003		15
Pears	708	0			0.002		0.2
Plums	593	0			0.003		NT
Potatoes	500	0			0.010		4.0
Summer Squash	530	0			0.003 - 0.005		4.0

Pesticide / Commodity	Number of Samples	Samples	% of Samples	Range of Values Detected, ppm ^	Range of LODs, ppm ^	Tolerance Violation	EPA
		With Detections	With Detections				Tolerance Level, ppm
Tomatoes	320	0			0.010		4.0
Watermelon	<u>709</u>	<u>0</u>			0.005		4.0
TOTAL	5,827	0					
Siduron (herbicide)							
Baby Food - Green Beans	173	0			0.001		NT
Baby Food - Peaches	83	0			0.001		NT
Green Beans	530	0			0.001		NT
Summer Squash	<u>269</u>	<u>0</u>			0.001		NT
TOTAL	1,055	0					
Simazine (herbicide)							
Baby Food - Green Beans	173	0			0.001		NT
Baby Food - Peaches	171	0			0.001 - 0.005		0.20
Baby Food - Pears	177	0			0.003		0.25
Baby Food - Sweet Potatoes	177	0			0.005		NT
Blueberries, Fresh	482	1	0.2	0.006	0.005		0.20
Blueberries, Frozen	51	0			0.005		0.20
Carrots	177	0			0.010		NT
Grapes	706	0			0.002		0.20
Green Beans	530	0			0.001		NT
Mushrooms	707	0			0.003		NT
Pears	708	0			0.002		0.25
Plums	593	0			0.005		0.20
Potatoes	529	0			0.010		NT
Summer Squash	530	0			0.001 - 0.005		NT
Tomatoes	709	0			0.001 - 0.010		NT
Watermelon	<u>709</u>	<u>0</u>			0.005		NT
TOTAL	7,129	1					
Simeconazole (fungicide)							
Baby Food - Green Beans	173	0			0.001		NT
Baby Food - Peaches	83	0			0.001		NT
Green Beans	530	0			0.001		NT
Summer Squash	<u>269</u>	<u>0</u>			0.001		NT
TOTAL	1,055	0					
Simetryn (herbicide)							
Baby Food - Green Beans	173	0			0.001		NT
Baby Food - Peaches	83	0			0.001		NT
Celery	706	0			0.005		NT
Green Beans	530	0			0.001		NT
Peaches, Fresh	419	0			0.005		NT
Peaches, Frozen	258	0			0.005		NT
Summer Squash	<u>269</u>	<u>0</u>			0.001		NT
TOTAL	2,438	0					
Spinetoram (insecticide)							
Baby Food - Green Beans	173	0			0.010		0.30
Baby Food - Peaches	83	0			0.010		0.30
Baby Food - Pears	177	11	6.2	0.003 - 0.008	0.003		0.20
Baby Food - Sweet Potatoes	177	0			0.003		0.10
Blueberries, Fresh	482	23	4.8	0.003 - 0.034	0.003		0.90
Blueberries, Frozen	51	4	7.8	0.004 - 0.006	0.003		0.90
Carrots	177	0			0.010		0.10
Celery	706	0			0.010		8
Grapes	706	18	2.5	0.005 - 0.067	0.005		0.50
Green Beans	530	2	0.4	0.010 - 0.011	0.010		0.30

Pesticide / Commodity	Number of Samples	Samples With Detections	% of Samples With Detections	Range of Values Detected, ppm ^	Range of LODs, ppm ^	Tolerance Violation	EPA Tolerance Level, ppm
Mushrooms	707	0			0.003		NT
Peaches, Fresh	419	40	9.5	0.010 - 0.058	0.010		0.30
Peaches, Frozen	258	0			0.010		0.30
Pears	708	109	15.4	0.005 - 0.052	0.005		0.20
Plums	593	1	0.2	0.004	0.003		0.30
Potatoes	529	0			0.010		0.10
Summer Squash	269	0			0.010		0.30
Tomatoes	<u>709</u>	<u>1</u>	0.1	0.005	0.003 - 0.010		0.40
TOTAL	7,454	209					
Spinetoram J (metabolite of Spinetoram)							
Baby Food - Peaches	88	0			0.005		0.30
Summer Squash	261	0			0.005		0.30
Watermelon	<u>709</u>	<u>0</u>			0.005		0.30
TOTAL	1,058	0					
Spinetoram L (metabolite of Spinetoram)							
Baby Food - Peaches	88	0			0.005		0.30
Summer Squash	261	0			0.005		0.30
Watermelon	<u>709</u>	<u>0</u>			0.005		0.30
TOTAL	1,058	0					
Spinosad (insecticide) (total of spinosyns A and D)							
Baby Food - Green Beans	173	0			0.003		0.30
Baby Food - Peaches	83	2	2.4	0.017	0.003		0.20
Baby Food - Pears	177	8	4.5	0.004 - 0.006	0.003		0.20
Carrots	177	0			0.010		0.10
Celery	706	3	0.4	0.004 - 0.009	0.004		8
Grapes	706	25	3.5	0.006 - 0.046	0.005		0.50
Green Beans	530	2	0.4	0.003	0.003		0.30
Mushrooms	707	0			0.003		0.02 FF
Peaches, Fresh	419	44	10.5	0.005 - 0.35	0.004	X-3	0.20
Peaches, Frozen	258	0			0.004		0.20
Pears	708	1	0.1	0.016	0.005		0.20
Potatoes	529	0			0.010		0.10
Summer Squash	269	0			0.003		0.3
Tomatoes	<u>709</u>	<u>1</u>	0.1	0.006	0.003 - 0.010		0.40
TOTAL	6,151	86					
Spinosad A (isomer of Spinosad)							
Baby Food - Peaches	88	0			0.002		0.20
Baby Food - Sweet Potatoes	177	0			0.003		0.10
Blueberries, Fresh	451	22	4.9	0.004 - 0.089	0.003		0.90
Blueberries, Frozen	51	0			0.003		0.90
Plums	593	18	3	0.004 - 0.14	0.003		0.20
Summer Squash	261	0			0.002		0.3
Watermelon	<u>709</u>	<u>0</u>			0.002		0.3
TOTAL	2,330	40					
Spinosad D (isomer of Spinosad)							
Baby Food - Peaches	88	2	2.3	0.002	0.002		0.20
Summer Squash	261	0			0.002		0.3
Watermelon	<u>709</u>	<u>0</u>			0.002		0.3
TOTAL	1,058	2					
Spirodiclofen (acaricide)							
Baby Food - Green Beans	173	0			0.003		NT
Baby Food - Peaches	171	0			0.003 - 0.005		1.0

Pesticide / Commodity	Number of Samples	Samples With Detections	% of Samples With Detections	Range of Values Detected, ppm ^	Range of LODs, ppm ^	Tolerance Violation	EPA Tolerance Level, ppm
Baby Food - Pears	177	0			0.006		0.80
Baby Food - Sweet Potatoes	177	0			0.010		NT
Blueberries, Fresh	482	0			0.010		NT
Blueberries, Frozen	51	0			0.010		NT
Carrots	177	0			0.010		NT
Celery	706	0			0.010		NT
Grapes	706	34	4.8	0.005 - 0.12	0.004		2.0
Green Beans	530	0			0.003		NT
Mushrooms	707	0			0.020		NT
Peaches, Fresh	419	109	26	0.011 - 0.19	0.010		1.0
Peaches, Frozen	258	1	0.4	0.023	0.010		1.0
Pears	708	150	21.2	0.004 - 0.15	0.004		0.80
Plums	593	13	2.2	0.010 - 0.053	0.010		1.0
Potatoes	529	0			0.010		NT
Summer Squash	530	0			0.003 - 0.005		NT
Tomatoes	709	0			0.010 - 0.020		NT
Watermelon	<u>709</u>	<u>0</u>			0.005		NT
TOTAL	8,512	307					
Spiromesifen Total (parent + enol metabolite) (insecticide)							
Baby Food - Pears	177	0			0.002		NT
Mushrooms	707	0			0.002		NT
Tomatoes	<u>360</u>	<u>23</u>	6.4	0.004 - 0.045	0.002		0.45
TOTAL	1,244	23					
Spiromesifen (insecticide)							
Baby Food - Green Beans	173	0			0.003		0.80
Baby Food - Peaches	171	0			0.003 - 0.010		NT
Baby Food - Sweet Potatoes	177	0			0.010		0.02
Blueberries, Fresh	482	0			0.010		2.0
Blueberries, Frozen	51	0			0.010		2.0
Carrots	177	0			0.020		NT
Celery	706	0			0.002		6.0
Green Beans	530	0			0.003		0.80
Peaches, Fresh	419	0			0.002		NT
Peaches, Frozen	258	0			0.002		NT
Plums	564	0			0.010		NT
Potatoes	529	0			0.020		0.02
Summer Squash	530	1	0.2	0.005	0.003 - 0.010		0.10
Tomatoes	349	11	3.2	0.020 - 0.065	0.020		0.45
Watermelon	<u>709</u>	<u>0</u>			0.010		0.10
TOTAL	5,825	12					
Spiromesifen alcohol (metabolite of Spiromesifen)							
Baby Food - Peaches	83	0			0.001		NT
Green Beans	530	0			0.001		0.80
Summer Squash	<u>269</u>	<u>1</u>	0.4	0.001	0.001		0.10
TOTAL	882	1					
Spiromesifen enol ⁵ (metabolite of Spiromesifen)							
Carrots	177	0			0.010		NT
Potatoes	529	0			0.010		0.02
Tomatoes	<u>349</u>	<u>0</u>			0.010		0.45
TOTAL	1,055	0					
Spirotetramat (insecticide)							
Baby Food - Green Beans	173	0			0.001		2.5
Baby Food - Peaches	171	0			0.001 - 0.002		4.5

Pesticide / Commodity	Number of Samples	Samples	% of Samples	Range of Values Detected, ppm ^	Range of LODs, ppm ^	Tolerance Violation	EPA
		With Detections	With Detections				Tolerance Level, ppm
Baby Food - Pears	177	0			0.005		0.70
Baby Food - Sweet Potatoes	177	0			0.002		0.60
Blueberries, Fresh	482	22	4.6	0.002 - 0.20	0.002		3.0
Blueberries, Frozen	51	1	2	0.003	0.002		3.0
Carrots	177	0			0.005		0.15
Celery	706	6	0.8	0.011 - 0.028	0.010		9.0
Grapes	706	147	20.8	0.003 - 0.069	0.003		1.3
Green Beans	530	0			0.001		2.5
Mushrooms	707	0			0.002		NT
Peaches, Fresh	419	0			0.010		4.5
Peaches, Frozen	258	0			0.010		4.5
Pears	708	60	8.5	0.003 - 0.031	0.003		0.70
Plums	593	48	8.1	0.002 - 0.013	0.002		4.5
Potatoes	529	0			0.005		0.60
Summer Squash	530	0			0.001 - 0.002		0.30
Tomatoes	709	0			0.002 - 0.005		2.5
Watermelon	<u>709</u>	<u>0</u>			0.002		0.30
TOTAL	8,512	284					
Spiroxamine (fungicide)							
Baby Food - Green Beans	173	0			0.001		NT
Baby Food - Peaches	171	0			0.001 - 0.002		NT
Baby Food - Sweet Potatoes	177	0			0.010		NT
Blueberries, Fresh	482	0			0.010		NT
Blueberries, Frozen	51	0			0.010		NT
Carrots	177	0			0.005		NT
Celery	706	0			0.010		NT
Grapes	706	32	4.5	0.001 - 0.036	0.001		1.0 IM
Green Beans	530	0			0.001		NT
Peaches, Fresh	419	0			0.010		NT
Peaches, Frozen	258	0			0.010		NT
Pears	708	0			0.001		NT
Plums	593	0			0.010		NT
Potatoes	529	0			0.005		NT
Summer Squash	530	0			0.001 - 0.002		NT
Tomatoes	349	0			0.005		1.2 FU
Watermelon	<u>709</u>	<u>0</u>			0.002		NT
TOTAL	7,268	32					
Sulfallate (herbicide)							
Baby Food - Green Beans	173	0			0.001		NT
Baby Food - Peaches	83	0			0.001		NT
Green Beans	530	0			0.001		NT
Summer Squash	<u>269</u>	<u>0</u>			0.001		NT
TOTAL	1,055	0					
Sulfentrazone (herbicide)							
Baby Food - Green Beans	173	0			0.003		NT
Baby Food - Peaches	171	0			0.003 - 0.025		NT
Carrots	177	0			0.035		NT
Celery	686	0			0.005		NT
Grapes	706	0			0.050		0.15
Green Beans	530	0			0.003		NT
Peaches, Fresh	419	0			0.005		NT
Peaches, Frozen	258	0			0.005		NT
Pears	708	0			0.050		NT
Potatoes	529	0			0.035		0.15
Summer Squash	530	0			0.003 - 0.025		NT

Pesticide / Commodity	Number of Samples	Samples With Detections	% of Samples With Detections	Range of Values Detected, ppm ^	Range of LODs, ppm ^	Tolerance Violation	EPA Tolerance Level, ppm
Tomatoes	349	0			0.035		0.15
Watermelon	<u>709</u>	<u>0</u>			0.025		0.15
TOTAL	5,945	0					
Sulfometuron methyl (herbicide)							
Baby Food - Peaches	83	0			0.010		NT
Green Beans	530	0			0.010		NT
Summer Squash	<u>269</u>	<u>0</u>			0.010		NT
TOTAL	882	0					
Sulfosulfuron (herbicide)							
Baby Food - Green Beans	173	0			0.001		NT
Baby Food - Peaches	83	0			0.001		NT
Green Beans	530	0			0.001		NT
Summer Squash	<u>269</u>	<u>0</u>			0.001		NT
TOTAL	1,055	0					
Sulfoxaflor (insecticide)							
Baby Food - Green Beans	173	0			0.003		4.0
Baby Food - Peaches	171	0			0.003 - 0.050		3
Baby Food - Pears	177	0			0.001		0.50
Carrots	177	0			0.10		0.05
Grapes	706	82	11.6	0.010 - 0.33	0.010		2.0
Green Beans	530	7	1.3	0.003 - 0.10	0.003		4.0
Mushrooms	707	1	0.1	0.002	0.001	V-1	NT
Pears	708	9	1.3	0.010 - 0.046	0.010		0.50
Potatoes	529	0			0.10		0.05
Summer Squash	530	3	0.6	0.003 - 0.010	0.003 - 0.050		0.40
Tomatoes	709	32	4.5	0.005 - 0.093	0.004 - 0.10		0.70
Watermelon	<u>709</u>	<u>0</u>			0.050		0.40
TOTAL	5,826	134					
Sulprofos (insecticide)							
Baby Food - Green Beans	173	0			0.003		NT
Baby Food - Peaches	83	0			0.003		NT
Baby Food - Pears	177	0			0.002		NT
Green Beans	530	0			0.003		NT
Mushrooms	707	0			0.002		NT
Summer Squash	269	0			0.003		NT
Tomatoes	<u>360</u>	<u>0</u>			0.002 - 0.006		NT
TOTAL	2,299	0					
TCMTB (fungicide)							
Baby Food - Green Beans	173	0			0.005		NT
Baby Food - Peaches	171	0			0.005 - 0.10		NT
Carrots	177	0			0.020		NT
Green Beans	530	0			0.005		NT
Potatoes	529	0			0.020		NT
Summer Squash	530	0			0.005 - 0.10		NT
Tomatoes	349	0			0.020		NT
Watermelon	<u>709</u>	<u>0</u>			0.10		NT
TOTAL	3,168	0					
Tebuconazole (fungicide)							
Baby Food - Green Beans	173	0			0.001		0.1
Baby Food - Peaches	171	10	5.8	0.002 - 0.012	0.001 - 0.005		2
Baby Food - Pears	177	1	0.6	0.002	0.001		1
Baby Food - Sweet Potatoes	177	0			0.010		NT

Pesticide / Commodity	Number of Samples	Samples	% of Samples	Range of Values Detected, ppm ^	Range of LODs, ppm ^	Tolerance Violation	EPA
		With Detections	With Detections				Tolerance Level, ppm
Blueberries, Fresh	482	0			0.010		NT
Blueberries, Frozen	51	0			0.010		NT
Carrots	177	0			0.015		NT
Celery	706	4	0.6	0.006 - 0.032	0.005	V-4	NT
Grapes	706	277	39.2	0.002 - 0.73	0.002		6
Green Beans	530	16	3	0.002 - 0.029	0.001		0.1
Mushrooms	707	0			0.001		NT
Peaches, Fresh	419	63	15	0.005 - 1.2	0.005		2
Peaches, Frozen	258	5	1.9	0.005 - 0.039	0.005		2
Pears	708	0			0.002		1
Plums	593	39	6.6	0.010 - 0.14	0.010		1
Potatoes	529	0			0.015		NT
Summer Squash	530	7	1.3	0.003 - 0.018	0.001 - 0.005		0.4
Tomatoes	709	16	2.3	0.002 - 0.085	0.001 - 0.015		1.3
Watermelon	<u>709</u>	<u>2</u>	0.3	0.009 - 0.014	0.005		0.4
TOTAL	8,512	440					
Tebufenozide (insecticide)							
Baby Food - Green Beans	173	0			0.005		NT
Baby Food - Peaches	83	0			0.005		NT
Baby Food - Pears	177	0			0.005		1.5 IT
Baby Food - Sweet Potatoes	177	0			0.002		0.015
Blueberries, Fresh	482	2	0.4	0.003 - 0.005	0.002		3.0
Blueberries, Frozen	51	0			0.002		3.0
Carrots	177	0			0.005		NT
Celery	706	0			0.005		2.0
Grapes	706	0			0.001		3.0
Green Beans	530	0			0.005		NT
Mushrooms	707	0			0.005 - 0.010		NT
Peaches, Fresh	419	0			0.005		NT
Peaches, Frozen	258	0			0.005		NT
Pears	708	5	0.7	0.013 - 0.11	0.001		1.5 IT
Plums	593	0			0.002		NT
Potatoes	529	0			0.005		NT
Summer Squash	530	0			0.005		NT
Tomatoes	<u>709</u>	<u>3</u>	0.4	0.007 - 0.024	0.005 - 0.010		1.0
TOTAL	7,715	10					
Tebufenpyrad (insecticide, acaricide)							
Baby Food - Green Beans	173	0			0.001		NT
Baby Food - Peaches	83	0			0.001		NT
Carrots	177	0			0.005		NT
Celery	706	0			0.010		NT
Green Beans	530	0			0.001		NT
Peaches, Fresh	419	0			0.010		NT
Peaches, Frozen	258	0			0.010		NT
Potatoes	529	0			0.005		NT
Summer Squash	269	0			0.001		NT
Tomatoes	<u>349</u>	<u>0</u>			0.005		NT
TOTAL	3,493	0					
Tebupirimfos (insecticide)							
Baby Food - Green Beans	173	0			0.001		NT
Baby Food - Peaches	83	0			0.001		NT
Baby Food - Pears	177	0			0.001		NT
Green Beans	530	0			0.001		NT
Mushrooms	707	0			0.001		NT

Pesticide / Commodity	Number of Samples	Samples	% of Samples	Range of Values Detected, ppm ^	Range of LODs, ppm ^	Tolerance Violation	EPA
		With Detections	With Detections				Tolerance Level, ppm
Summer Squash	269	0			0.001		NT
Tomatoes	<u>360</u>	<u>0</u>			0.001		NT
TOTAL	2,299	0					
Tebutam (herbicide)							
Baby Food - Green Beans	173	0			0.001		NT
Baby Food - Peaches	83	0			0.001		NT
Green Beans	530	0			0.001		NT
Summer Squash	<u>269</u>	<u>0</u>			0.001		NT
TOTAL	1,055	0					
Tebuthiuron (herbicide)							
Baby Food - Green Beans	173	0			0.001		NT
Baby Food - Peaches	83	0			0.001		NT
Baby Food - Pears	177	0			0.001		NT
Carrots	177	0			0.010		NT
Green Beans	530	0			0.001		NT
Mushrooms	707	0			0.001		NT
Potatoes	529	0			0.010		NT
Summer Squash	269	0			0.001		NT
Tomatoes	<u>709</u>	<u>0</u>			0.001 - 0.010		NT
TOTAL	3,354	0					
Tecnazene (plant growth regulator)							
Baby Food - Green Beans	173	0			0.001		NT
Baby Food - Peaches	83	0			0.001		NT
Baby Food - Pears	177	0			0.001		NT
Celery	706	0			0.005		NT
Green Beans	530	0			0.001		NT
Mushrooms	707	0			0.001		NT
Peaches, Fresh	419	0			0.005		NT
Peaches, Frozen	258	0			0.005		NT
Summer Squash	269	0			0.001		NT
Tomatoes	<u>360</u>	<u>0</u>			0.001		NT
TOTAL	3,682	0					
Teflubenzuron (insecticide)							
Baby Food - Green Beans	173	0			0.005		NT
Baby Food - Peaches	171	0			0.005 - 0.050		NT
Carrots	177	0			0.020		NT
Grapes	706	0			0.020		0.7 FU
Green Beans	530	0			0.005		NT
Pears	708	0			0.020		NT
Potatoes	529	0			0.020		NT
Summer Squash	269	0			0.005		NT
Tomatoes	349	0			0.020		1.5 FU
Watermelon	<u>709</u>	<u>0</u>			0.050		0.30 FU
TOTAL	4,321	0					
Tefluthrin (insecticide)							
Baby Food - Green Beans	173	0			0.003		NT
Baby Food - Peaches	171	0			0.003 - 0.005		NT
Baby Food - Pears	177	0			0.001		NT
Baby Food - Sweet Potatoes	177	0			0.002		NT
Blueberries, Fresh	482	0			0.002		NT
Blueberries, Frozen	51	0			0.002		NT
Carrots	177	0			0.010		NT
Celery	706	0			0.005		NT

Pesticide / Commodity	Number of Samples	Samples With Detections	% of Samples With Detections	Range of Values Detected, ppm ^	Range of LODs, ppm ^	Tolerance Violation	EPA Tolerance Level, ppm
Grapes	706	0			0.002		NT
Green Beans	530	0			0.003		NT
Mushrooms	707	0			0.001		NT
Peaches, Fresh	419	0			0.005		NT
Peaches, Frozen	258	0			0.005		NT
Pears	708	0			0.002		NT
Plums	593	0			0.002		NT
Potatoes	529	0			0.010		NT
Summer Squash	530	0			0.003 - 0.005		NT
Tomatoes	709	0			0.001 - 0.010		NT
Watermelon	<u>709</u>	<u>0</u>			0.005		NT
TOTAL	8,512	0					
Temephos (insecticide)							
Baby Food - Green Beans	173	0			0.001		NT
Baby Food - Peaches	83	0			0.001		NT
Green Beans	530	0			0.001		NT
Summer Squash	<u>269</u>	<u>0</u>			0.001		NT
TOTAL	1,055	0					
Tepraloxymid (herbicide)							
Baby Food - Peaches	83	0			0.010		NT
Green Beans	530	0			0.010		NT
Summer Squash	<u>269</u>	<u>0</u>			0.010		NT
TOTAL	882	0					
Terbacil (herbicide)							
Baby Food - Green Beans	173	0			0.001		NT
Baby Food - Peaches	171	0			0.001 - 0.005		0.2
Baby Food - Pears	137	0			0.010		NT
Baby Food - Sweet Potatoes	177	0			0.010		NT
Blueberries, Fresh	482	0			0.010		0.2
Blueberries, Frozen	51	0			0.010		0.2
Carrots	177	0			0.020		NT
Celery	706	0			0.008		NT
Green Beans	530	0			0.001		NT
Mushrooms	707	0			0.003 - 0.010		NT
Peaches, Fresh	419	0			0.008		0.2
Peaches, Frozen	258	0			0.008		0.2
Plums	593	0			0.010		NT
Potatoes	529	0			0.020		NT
Summer Squash	269	0			0.001		NT
Tomatoes	605	0			0.003 - 0.020		NT
Watermelon	<u>709</u>	<u>0</u>			0.005		1.0
TOTAL	6,693	0					
Terbufos (insecticide)							
Baby Food - Green Beans	173	0			0.001		NT
Baby Food - Peaches	171	0			0.001 - 0.005		NT
Carrots	177	0			0.010		NT
Green Beans	530	0			0.001		NT
Potatoes	529	0			0.020		NT
Summer Squash	530	0			0.001 - 0.005		NT
Tomatoes	349	0			0.020		NT
Watermelon	<u>709</u>	<u>0</u>			0.005		NT
TOTAL	3,168	0					

Pesticide / Commodity	Number of Samples	Samples With Detections	% of Samples With Detections	Range of Values Detected, ppm ^	Range of LODs, ppm ^	Tolerance Violation	EPA Tolerance Level, ppm
Terbufos oxygen analog (metabolite of Terbufos)							
Baby Food - Peaches	88	0			0.001		NT
Carrots	177	0			0.005		NT
Potatoes	529	0			0.005		NT
Summer Squash	261	0			0.001		NT
Tomatoes	349	0			0.005		NT
Watermelon	<u>709</u>	<u>0</u>			0.001		NT
TOTAL	2,113	0					
Terbufos oxygen analog sulfone (metabolite of Terbufos)							
Baby Food - Peaches	88	0			0.005		NT
Carrots	177	0			0.005		NT
Potatoes	529	0			0.005		NT
Summer Squash	261	0			0.005		NT
Tomatoes	349	0			0.005		NT
Watermelon	<u>709</u>	<u>0</u>			0.005		NT
TOTAL	2,113	0					
Terbufos oxygen analog sulfoxide (metabolite of Terbufos)							
Baby Food - Peaches	88	0			0.005		NT
Summer Squash	261	0			0.005		NT
Watermelon	<u>709</u>	<u>0</u>			0.005		NT
TOTAL	1,058	0					
Terbufos sulfone (metabolite of Terbufos)							
Baby Food - Green Beans	173	0			0.005		NT
Baby Food - Peaches	83	0			0.005		NT
Baby Food - Pears	177	0			0.001		NT
Carrots	177	0			0.010		NT
Green Beans	530	0			0.005		NT
Mushrooms	707	0			0.001		NT
Potatoes	529	0			0.010		NT
Summer Squash	269	0			0.005		NT
Tomatoes	<u>709</u>	<u>0</u>			0.001 - 0.010		NT
TOTAL	3,354	0					
Terbufos sulfoxide (metabolite of Terbufos)							
Baby Food - Green Beans	173	0			0.003		NT
Baby Food - Peaches	171	0			0.002 - 0.003		NT
Carrots	177	0			0.005		NT
Green Beans	530	0			0.003		NT
Potatoes	529	0			0.005		NT
Summer Squash	530	0			0.002 - 0.003		NT
Tomatoes	349	0			0.005		NT
Watermelon	<u>709</u>	<u>0</u>			0.002		NT
TOTAL	3,168	0					
Terbuthylazine (herbicide)							
Baby Food - Green Beans	173	0			0.001		NT
Baby Food - Peaches	83	0			0.001		NT
Carrots	177	0			0.005		NT
Celery	706	0			0.005		NT
Green Beans	530	0			0.001		NT
Peaches, Fresh	419	0			0.005		NT
Peaches, Frozen	258	0			0.005		NT
Potatoes	529	0			0.005		NT
Summer Squash	269	0			0.001		NT
Tomatoes	<u>349</u>	<u>0</u>			0.005		NT
TOTAL	3,493	0					

Pesticide / Commodity	Number of Samples	Samples With Detections	% of Samples With Detections	Range of Values Detected, ppm ^	Range of LODs, ppm ^	Tolerance Violation	EPA Tolerance Level, ppm
Terbutryn (herbicide)							
Baby Food - Green Beans	173	0			0.001		NT
Baby Food - Peaches	83	0			0.001		NT
Green Beans	530	0			0.001		NT
Summer Squash	<u>269</u>	<u>0</u>			0.001		NT
TOTAL	1,055	0					
Tetrachlorvinphos (insecticide)							
Baby Food - Green Beans	173	0			0.001		NT
Baby Food - Peaches	83	0			0.001		NT
Baby Food - Pears	177	0			0.002		NT
Green Beans	530	0			0.001		NT
Mushrooms	707	0			0.002		NT
Summer Squash	269	0			0.001		NT
Tomatoes	<u>360</u>	<u>0</u>			0.002		NT
TOTAL	2,299	0					
Tetraconazole (fungicide)							
Baby Food - Green Beans	173	0			0.001		NT
Baby Food - Peaches	171	0			0.001		NT
Baby Food - Pears	157	0			0.001		NT
Baby Food - Sweet Potatoes	177	0			0.010		NT
Blueberries, Fresh	482	0			0.010		0.25
Blueberries, Frozen	51	0			0.010		0.25
Carrots	177	0			0.010		NT
Grapes	706	87	12.3	0.004 - 0.46	0.004	X-1	0.20
Green Beans	530	0			0.001		NT
Mushrooms	648	0			0.001 - 0.003		NT
Pears	708	0			0.004		NT
Plums	593	0			0.010		NT
Potatoes	529	0			0.010		NT
Summer Squash	530	26	4.9	0.001 - 0.081	0.001		0.15
Tomatoes	679	3	0.4	0.019 - 0.034	0.001 - 0.010		0.30
Watermelon	<u>709</u>	<u>17</u>	2.4	0.001 - 0.006	0.001		0.15
TOTAL	7,020	133					
Tetradifon (insecticide)							
Baby Food - Green Beans	173	0			0.005		NT
Baby Food - Peaches	83	0			0.005		NT
Baby Food - Pears	177	0			0.002		NT
Baby Food - Sweet Potatoes	177	0			0.010		NT
Blueberries, Fresh	482	0			0.010		NT
Blueberries, Frozen	51	0			0.010		NT
Carrots	177	0			0.020		NT
Celery	706	0			0.005		NT
Green Beans	530	0			0.005		NT
Mushrooms	707	0			0.002		NT
Peaches, Fresh	419	0			0.005		NT
Peaches, Frozen	258	0			0.005		NT
Plums	593	0			0.010		NT
Potatoes	529	0			0.020		NT
Summer Squash	269	0			0.005		NT
Tomatoes	<u>709</u>	<u>0</u>			0.002 - 0.020		NT
TOTAL	6,040	0					
Tetrahydrophthalimide - THPI (metabolite of Captafol and Captan)							
Baby Food - Green Beans	173	0			0.005		0.05 TP
Baby Food - Peaches	83	0			0.005		15.0 TP

Pesticide / Commodity	Number of Samples	Samples	% of Samples	Range of Values Detected, ppm ^	Range of LODs, ppm ^	Tolerance Violation	EPA
		With Detections	With Detections				Tolerance Level, ppm
Baby Food - Pears	137	3	2.2	0.17 - 0.20	0.012		25.0 TP
Baby Food - Sweet Potatoes	177	0			0.010		0.05 TP
Blueberries, Fresh	482	154	32	0.010 - 3.1	0.010		20.0 TP
Blueberries, Frozen	51	16	31.4	0.011 - 0.43	0.010		20.0 TP
Grapes	706	0			0.040		25.0
Green Beans	530	2	0.4	0.007 - 0.053	0.005		0.05 TP
Mushrooms	573	0			0.012		NT
Pears	708	46	6.5	0.065 - 0.95	0.040		25.0 TP
Plums	593	5	0.8	0.023 - 0.076	0.010		10.0 TP
Summer Squash	269	1	0.4	0.055	0.005		0.05 TP
Tomatoes	<u>226</u>	<u>6</u>	2.7	0.012 - 0.043	0.012 - 0.024		0.05 TP
TOTAL	4,708	233					
Tetramethrin (insecticide)							
Baby Food - Green Beans	173	0			0.005		NT
Baby Food - Peaches	171	0			0.005 - 0.010		NT
Baby Food - Sweet Potatoes	177	0			0.005		NT
Blueberries, Fresh	482	0			0.005		NT
Blueberries, Frozen	51	0			0.005		NT
Carrots	177	0			0.025		NT
Celery	706	0			0.005		NT
Grapes	706	0			0.008		NT
Green Beans	530	0			0.005		NT
Peaches, Fresh	419	0			0.005		NT
Peaches, Frozen	258	0			0.005		NT
Pears	708	0			0.008		NT
Plums	593	0			0.005 - 0.010		NT
Potatoes	529	0			0.020		NT
Summer Squash	530	0			0.005 - 0.010		NT
Tomatoes	349	0			0.020		NT
Watermelon	<u>709</u>	<u>0</u>			0.010		NT
TOTAL	7,268	0					
Tetraniliprole (insecticide)							
Baby Food - Green Beans	173	0			0.005		NT
Baby Food - Peaches	83	0			0.005		1
Baby Food - Pears	177	0			0.001		0.5
Mushrooms	688	0			0.003		NT
Tomatoes	<u>345</u>	<u>0</u>			0.001		0.4
TOTAL	1,466	0					
Thiabendazole (fungicide) (parent of 5-hydroxythiabendazole)							
Baby Food - Green Beans	173	0			0.001		0.02
Baby Food - Peaches	171	0			0.001 - 0.005		NT
Baby Food - Pears	177	23	13	0.002 - 0.045	0.001 - 0.006		10
Baby Food - Sweet Potatoes	177	0			0.002		10 IT
Blueberries, Fresh	482	1	0.2	0.003	0.002	V-1	NT
Blueberries, Frozen	51	0			0.002		NT
Carrots	177	0			0.005		10
Celery	706	0			0.010		NT
Grapes	706	2	0.3	0.002 - 0.004	0.002	V-2	NT
Green Beans	530	0			0.001		0.02
Mushrooms	707	311	44	0.003 - 5.3	0.003		40.0
Peaches, Fresh	419	5	1.2	0.029 - 0.17	0.010	V-5	NT
Peaches, Frozen	258	0			0.010		NT
Pears	708	320	45.2	0.002 - 2.9	0.002		10
Plums	593	22	3.7	0.002 - 1.4	0.002	V-22	NT
Potatoes	529	33	6.2	0.006 - 1.6	0.005		10

Pesticide / Commodity	Number of Samples	Samples	% of Samples	Range of Values Detected, ppm ^	Range of LODs, ppm ^	Tolerance Violation	EPA
		With Detections	With Detections				Tolerance Level, ppm
Summer Squash	530	0			0.001 - 0.005		0.02
Tomatoes	709	10	1.4	0.002 - 0.010	0.001 - 0.005	V-10	NT
Watermelon	<u>709</u>	<u>0</u>			0.005		0.02
TOTAL	8,512	727					
Thiacloprid (insecticide)							
Baby Food - Green Beans	173	0			0.001		NT
Baby Food - Peaches	171	3	1.8	0.001 - 0.002	0.001 - 0.005		0.5 FU
Baby Food - Pears	177	4	2.3	0.002 - 0.004	0.001		0.30 FU
Baby Food - Sweet Potatoes	177	0			0.001		NT
Blueberries, Fresh	482	0			0.001		NT
Blueberries, Frozen	51	0			0.001		NT
Carrots	177	0			0.005		NT
Celery	706	0			0.010		NT
Grapes	706	0			0.020		NT
Green Beans	530	1	0.2	0.003	0.001	V-1	NT
Mushrooms	707	0			0.001		NT
Peaches, Fresh	419	18	4.3	0.010 - 0.043	0.010		0.5 FU
Peaches, Frozen	258	0			0.010		0.5 FU
Pears	708	3	0.4	0.042 - 0.23	0.020		0.30 FU
Plums	593	23	3.9	0.001 - 0.006	0.001		0.05 FU
Potatoes	529	0			0.005		NT
Summer Squash	530	0			0.001 - 0.005		NT
Tomatoes	709	0			0.001 - 0.005		NT
Watermelon	<u>709</u>	<u>0</u>			0.005		NT
TOTAL	8,512	52					
Thiamethoxam (insecticide) (also a parent of Clothianidin)							
Baby Food - Green Beans	173	0			0.001		0.02
Baby Food - Peaches	171	0			0.001 - 0.010		0.5
Baby Food - Pears	177	0			0.002		0.2
Baby Food - Sweet Potatoes	177	0			0.003		0.02
Blueberries, Fresh	482	22	4.6	0.004 - 0.25	0.003		0.30
Blueberries, Frozen	51	3	5.9	0.003 - 0.057	0.003		0.30
Carrots	177	0			0.005		0.05
Celery	706	21	3	0.010 - 0.063	0.010		4.0
Grapes	706	1	0.1	0.064	0.050		0.20
Green Beans	530	0			0.001		0.02
Mushrooms	707	0			0.005		0.02 FF
Peaches, Fresh	419	0			0.010		0.5
Peaches, Frozen	258	0			0.010		0.5
Pears	708	0			0.050		0.2
Plums	593	0			0.003		0.5
Potatoes	529	80	15.1	0.005 - 0.066	0.005		0.25
Summer Squash	530	106	20	0.001 - 0.17	0.001 - 0.010		0.2
Tomatoes	709	69	9.7	0.003 - 0.037	0.002 - 0.005		0.25
Watermelon	<u>709</u>	<u>21</u>	3	0.010 - 0.11	0.010		0.2
TOTAL	8,512	323					
Thiazopyr (herbicide)							
Baby Food - Green Beans	173	0			0.003		NT
Baby Food - Peaches	171	0			0.001 - 0.003		NT
Baby Food - Sweet Potatoes	177	0			0.008		NT
Blueberries, Fresh	482	0			0.008		NT
Blueberries, Frozen	51	0			0.008		NT
Green Beans	530	0			0.003		NT
Plums	593	0			0.008		NT

Pesticide / Commodity	Number of Samples	Samples With Detections	% of Samples With Detections	Range of Values Detected, ppm ^	Range of LODs, ppm ^	Tolerance Violation	EPA Tolerance Level, ppm
Summer Squash	530	0			0.001 - 0.003		NT
Watermelon	<u>709</u>	<u>0</u>			0.001		NT
TOTAL	3,416	0					
Thidiazuron (plant growth regulator)							
Baby Food - Green Beans	173	0			0.005		NT
Baby Food - Peaches	83	0			0.005		NT
Green Beans	530	0			0.005		NT
Summer Squash	<u>269</u>	<u>0</u>			0.005		NT
TOTAL	1,055	0					
Thiencarbazon methyl (herbicide)							
Baby Food - Green Beans	173	0			0.003		NT
Baby Food - Peaches	83	0			0.003		NT
Carrots	177	0			0.020		NT
Green Beans	530	0			0.003		NT
Potatoes	529	0			0.020		NT
Summer Squash	269	0			0.003		NT
Tomatoes	<u>349</u>	<u>0</u>			0.020		NT
TOTAL	2,110	0					
Thifensulfuron methyl (herbicide)							
Baby Food - Peaches	83	0			0.001		NT
Green Beans	530	0			0.001		NT
Summer Squash	<u>269</u>	<u>0</u>			0.001		NT
TOTAL	882	0					
Thiobencarb (herbicide)							
Baby Food - Green Beans	173	0			0.003		NT
Baby Food - Peaches	83	0			0.003		NT
Baby Food - Pears	177	0			0.001		NT
Baby Food - Sweet Potatoes	177	0			0.010		NT
Blueberries, Fresh	482	0			0.010		NT
Blueberries, Frozen	51	0			0.010		NT
Green Beans	530	0			0.003		NT
Mushrooms	707	0			0.001		NT
Plums	593	0			0.010		NT
Summer Squash	269	0			0.003		NT
Tomatoes	<u>360</u>	<u>0</u>			0.001		NT
TOTAL	3,602	0					
Thiodicarb (insecticide)							
Baby Food - Green Beans	173	0			0.010		NT
Baby Food - Peaches	83	0			0.010		NT
Baby Food - Sweet Potatoes	177	0			0.003		NT
Blueberries, Fresh	482	0			0.003		NT
Blueberries, Frozen	51	0			0.003		NT
Carrots	177	0			0.020		NT
Green Beans	500	0			0.010		NT
Plums	593	0			0.003		NT
Potatoes	529	0			0.020		NT
Summer Squash	149	0			0.010		NT
Tomatoes	<u>349</u>	<u>0</u>			0.020		NT
TOTAL	3,263	0					
Thionazin (insecticide, fumigant)							
Baby Food - Green Beans	173	0			0.003		NT
Baby Food - Peaches	83	0			0.003		NT

Pesticide / Commodity	Number of Samples	Samples With Detections	% of Samples With Detections	Range of Values Detected, ppm ^	Range of LODs, ppm ^	Tolerance Violation	EPA Tolerance Level, ppm
Green Beans	530	0			0.003		NT
Summer Squash	<u>269</u>	<u>0</u>			0.003		NT
TOTAL	1,055	0					
Thiophanate methyl (fungicide)							
Baby Food - Peaches	88	0			0.020		3.0
Grapes	706	4	0.6	0.017 - 0.047	0.007		5.0
Pears	708	124	17.5	0.007 - 0.18	0.007		3.0
Summer Squash	261	0			0.020		1.0
Watermelon	<u>709</u>	<u>0</u>			0.020		1.0
TOTAL	2,472	128					
Tolclofos methyl (fungicide)							
Baby Food - Green Beans	173	0			0.001		NT
Baby Food - Peaches	83	0			0.001		NT
Green Beans	530	0			0.001		NT
Summer Squash	<u>269</u>	<u>0</u>			0.001		NT
TOTAL	1,055	0					
Tolfenpyrad (insecticide)							
Baby Food - Green Beans	173	0			0.003		NT
Baby Food - Peaches	171	0			0.003 - 0.005		2.0
Carrots	147	0			0.025		NT
Grapes	706	0			0.003		2.0
Green Beans	530	6	1.1	0.005 - 0.051	0.003	V-6	NT
Pears	708	228	32.2	0.003 - 0.25	0.003		1.0
Potatoes	529	0			0.040		0.01
Summer Squash	530	0			0.003 - 0.005		0.70
Tomatoes	349	0			0.040		1.5
Watermelon	<u>709</u>	<u>0</u>			0.005		0.70
TOTAL	4,552	234					
Tolyfluanid (fungicide)							
Carrots	177	0			0.050 - 0.10		NT
Grapes	706	0			0.010		11 FU
Pears	708	1	0.1	0.015	0.010	V-1	NT
Potatoes	529	0			0.10		NT
Tomatoes	<u>349</u>	<u>0</u>			0.10		2.0 FU
TOTAL	2,469	1					
Tri-Allate (herbicide)							
Baby Food - Green Beans	173	0			0.001		NT
Baby Food - Peaches	171	0			0.001 - 0.005		NT
Celery	706	0			0.005		NT
Green Beans	530	0			0.001		NT
Peaches, Fresh	419	0			0.005		NT
Peaches, Frozen	258	0			0.005		NT
Summer Squash	530	0			0.001 - 0.005		NT
Watermelon	<u>709</u>	<u>0</u>			0.005		NT
TOTAL	3,496	0					
Triadimefon (fungicide) (also a parent of Triadimenol)							
Baby Food - Green Beans	173	0			0.003		NT
Baby Food - Peaches	83	0			0.003		NT
Baby Food - Pears	177	0			0.001		NT
Carrots	177	0			0.005		NT
Celery	706	0			0.005		NT
Green Beans	530	0			0.003		NT

Pesticide / Commodity	Number of Samples	Samples With Detections	% of Samples With Detections	Range of Values Detected, ppm ^	Range of LODs, ppm ^	Tolerance Violation	EPA Tolerance Level, ppm
Mushrooms	707	0			0.001		NT
Peaches, Fresh	419	0			0.005		NT
Peaches, Frozen	258	0			0.005		NT
Potatoes	529	0			0.005		NT
Summer Squash	269	0			0.003		NT
Tomatoes	<u>709</u>	<u>0</u>			0.001 - 0.005		NT
TOTAL	4,737	0					
Triadimenol (fungicide) (also a metabolite of Triadimefon)							
Baby Food - Green Beans	173	0			0.040		NT
Baby Food - Peaches	83	0			0.040		NT
Carrots	177	0			0.040		NT
Celery	706	0			0.005		NT
Green Beans	530	0			0.040		NT
Peaches, Fresh	419	0			0.005		NT
Peaches, Frozen	258	0			0.005		NT
Potatoes	529	0			0.040		NT
Summer Squash	269	0			0.040		NT
Tomatoes	<u>349</u>	<u>0</u>			0.040		NT
TOTAL	3,493	0					
Triasulfuron (herbicide)							
Baby Food - Peaches	83	0			0.001		NT
Green Beans	530	0			0.001		NT
Summer Squash	<u>269</u>	<u>0</u>			0.001		NT
TOTAL	882	0					
Triazophos (insecticide)							
Baby Food - Green Beans	173	0			0.001		NT
Baby Food - Peaches	83	0			0.001		NT
Carrots	177	0			0.010		NT
Celery	706	0			0.010		NT
Green Beans	530	0			0.001		NT
Peaches, Fresh	419	0			0.010		NT
Peaches, Frozen	258	0			0.010		NT
Potatoes	529	0			0.010		NT
Summer Squash	269	0			0.001		NT
Tomatoes	<u>349</u>	<u>0</u>			0.010		NT
TOTAL	3,493	0					
Tribenuron methyl (herbicide)							
Baby Food - Peaches	83	0			0.001		NT
Green Beans	530	0			0.001		NT
Summer Squash	<u>269</u>	<u>0</u>			0.001		NT
TOTAL	882	0					
Trichlorfon (insecticide)							
Baby Food - Peaches	88	0			0.040		NT
Baby Food - Sweet Potatoes	177	0			0.010		NT
Blueberries, Fresh	482	0			0.010		NT
Blueberries, Frozen	51	0			0.010		NT
Carrots	177	0			0.050		NT
Green Beans	530	0			0.003		NT
Plums	593	0			0.010		NT
Potatoes	529	0			0.050		NT
Summer Squash	500	0			0.003 - 0.040		NT

Pesticide / Commodity	Number of Samples	Samples With Detections	% of Samples With Detections	Range of Values Detected, ppm ^	Range of LODs, ppm ^	Tolerance Violation	EPA
							Tolerance Level, ppm
Tomatoes	349	0			0.050		NT
Watermelon	<u>709</u>	<u>0</u>			0.040		NT
TOTAL	4,185	0					
Trichloronate (insecticide)							
Baby Food - Green Beans	173	0			0.001		NT
Baby Food - Peaches	83	0			0.001		NT
Green Beans	530	0			0.001		NT
Summer Squash	<u>269</u>	<u>0</u>			0.001		NT
TOTAL	1,055	0					
Tricyclazole (fungicide)							
Baby Food - Green Beans	173	0			0.001		NT
Baby Food - Peaches	83	0			0.001		NT
Green Beans	530	0			0.001		NT
Summer Squash	<u>269</u>	<u>0</u>			0.001		NT
TOTAL	1,055	0					
Trifloxystrobin (fungicide)							
Baby Food - Green Beans	173	0			0.001		1.5 FU
Baby Food - Peaches	171	0			0.001		2
Baby Food - Pears	177	3	1.7	0.002	0.001		0.5
Baby Food - Sweet Potatoes	177	0			0.002		0.04
Blueberries, Fresh	482	1	0.2	0.007	0.002		1.5
Blueberries, Frozen	51	0			0.002		1.5
Carrots	177	0			0.005		0.1
Celery	706	20	2.8	0.005 - 0.028	0.005		9.0
Grapes	706	183	25.9	0.001 - 0.24	0.001		2.0
Green Beans	530	4	0.8	0.002 - 0.006	0.001		1.5 FU
Mushrooms	707	0			0.001		NT
Peaches, Fresh	419	50	11.9	0.005 - 0.11	0.005		2
Peaches, Frozen	258	0			0.005		2
Pears	708	4	0.6	0.001 - 0.002	0.001		0.5
Plums	593	29	4.9	0.002 - 0.069	0.002		2
Potatoes	529	0			0.005		0.04
Summer Squash	530	1	0.2	0.003	0.001		0.50
Tomatoes	709	10	1.4	0.002 - 0.027	0.001 - 0.005		0.5
Watermelon	<u>709</u>	<u>0</u>			0.001		0.50
TOTAL	8,512	305					
Trifloxysulfuron (herbicide)							
Baby Food - Peaches	171	0			0.001 - 0.010		NT
Baby Food - Sweet Potatoes	177	0			0.020		NT
Blueberries, Fresh	453	0			0.020		NT
Blueberries, Frozen	50	0			0.020		NT
Green Beans	530	0			0.001		NT
Plums	593	0			0.020		NT
Summer Squash	530	0			0.001 - 0.010		NT
Watermelon	<u>709</u>	<u>0</u>			0.010		NT
TOTAL	3,213	0					
Trifludimoxazin (herbicide)							
Baby Food - Green Beans	173	0			0.005		0.01
Baby Food - Peaches	<u>83</u>	<u>0</u>			0.005		NT
TOTAL	256	0					

Pesticide / Commodity	Number of Samples	Samples With Detections	% of Samples With Detections	Range of Values Detected, ppm ^	Range of LODs, ppm ^	Tolerance Violation	EPA Tolerance Level, ppm
Triflumezopyrim (insecticide)							
Baby Food - Green Beans	173	0			0.001		NT
Baby Food - Peaches	83	0			0.001		NT
Green Beans	530	0			0.001		NT
Summer Squash	<u>269</u>	<u>0</u>			0.001		NT
TOTAL	1,055	0					
Triflumizole (fungicide)							
Baby Food - Green Beans	173	0			0.003		NT
Baby Food - Peaches	171	0			0.003 - 0.010		NT
Baby Food - Pears	177	0			0.002		0.50
Baby Food - Sweet Potatoes	177	0			0.010		NT
Blueberries, Fresh	482	0			0.010		2.0
Blueberries, Frozen	51	0			0.010		2.0
Carrots	177	0			0.005		NT
Celery	706	0			0.003		NT
Grapes	706	28	4	0.001 - 0.020	0.001		2.5
Green Beans	530	0			0.003		NT
Mushrooms	707	0			0.002		NT
Peaches, Fresh	419	0			0.003		NT
Peaches, Frozen	258	0			0.003		NT
Pears	708	0			0.001		0.50
Plums	593	0			0.010		NT
Potatoes	529	0			0.005		NT
Summer Squash	530	0			0.003 - 0.010		0.5
Tomatoes	709	2	0.3	0.003	0.002 - 0.005		1.5
Watermelon	<u>709</u>	<u>0</u>			0.010		0.5
TOTAL	8,512	30					
Trifluralin (herbicide)							
Baby Food - Green Beans	173	0			0.001		0.05
Baby Food - Peaches	171	0			0.001 - 0.005		0.05
Baby Food - Pears	177	0			0.001		NT
Baby Food - Sweet Potatoes	177	0			0.001		0.05
Blueberries, Fresh	482	0			0.001		NT
Blueberries, Frozen	51	0			0.001		NT
Carrots	177	12	6.8	0.010 - 0.043	0.010		1.0
Celery	706	0			0.005		0.05
Grapes	706	0			0.002		0.05
Green Beans	530	2	0.4	0.001	0.001		0.05
Mushrooms	707	0			0.001		NT
Peaches, Fresh	419	0			0.005		0.05
Peaches, Frozen	258	0			0.005		0.05
Pears	708	0			0.002		NT
Plums	593	0			0.001		0.05
Potatoes	529	0			0.010		0.05
Summer Squash	530	2	0.4	0.003 - 0.006	0.001 - 0.005		0.05
Tomatoes	709	0			0.001 - 0.010		0.05
Watermelon	<u>709</u>	<u>0</u>			0.005		0.05
TOTAL	8,512	16					
Triforine (fungicide)							
Baby Food - Sweet Potatoes	177	0			0.010		NT
Blueberries, Fresh	482	0			0.010		1.0 FU
Blueberries, Frozen	51	0			0.010		1.0 FU
Plums	593	0			0.010		NT

Pesticide / Commodity	Number of Samples	Samples With Detections	% of Samples With Detections	Range of Values Detected, ppm ^	Range of LODs, ppm ^	Tolerance Violation	EPA Tolerance Level, ppm
Potatoes	529	0			0.40		NT
Tomatoes	<u>349</u>	<u>0</u>			0.40		0.5 FU
TOTAL	2,181	0					
Triphenyltin hydroxide (fungicide metabolite)							
Potatoes	529	0			0.10		0.05
Tomatoes	<u>349</u>	<u>0</u>			0.10		NT
TOTAL	878	0					
Triticonazole (fungicide)							
Baby Food - Green Beans	173	0			0.003		NT
Baby Food - Peaches	171	0			0.003 - 0.005		NT
Carrots	177	0			0.010		NT
Celery	706	0			0.010		NT
Green Beans	530	0			0.003		NT
Peaches, Fresh	419	0			0.010		NT
Peaches, Frozen	258	0			0.010		NT
Potatoes	529	0			0.010		NT
Summer Squash	530	0			0.003 - 0.005		NT
Tomatoes	349	0			0.010		NT
Watermelon	<u>709</u>	<u>0</u>			0.005		NT
TOTAL	4,551	0					
Uniconazole (fungicide)							
Baby Food - Green Beans	173	0			0.001		NT
Baby Food - Peaches	83	0			0.001		NT
Carrots	177	0			0.020		NT
Green Beans	530	0			0.001		NT
Potatoes	529	0			0.020		NT
Summer Squash	269	0			0.001		NT
Tomatoes	<u>349</u>	<u>0</u>			0.020		0.01
TOTAL	2,110	0					
Valifenalate (fungicide)							
Baby Food - Green Beans	173	0			0.001		NT
Baby Food - Peaches	171	0			0.001 - 0.010		NT
Grapes	706	0			0.006		5 FU
Green Beans	530	0			0.001		NT
Pears	708	0			0.006		NT
Potatoes	529	0			0.005		0.04
Summer Squash	530	0			0.001 - 0.010		0.3
Tomatoes	349	0			0.005		1
Watermelon	<u>709</u>	<u>0</u>			0.010		0.3
TOTAL	4,405	0					
Vamidothion (insecticide)							
Baby Food - Green Beans	173	0			0.001		NT
Baby Food - Peaches	83	0			0.001		NT
Green Beans	530	0			0.001		NT
Summer Squash	<u>269</u>	<u>0</u>			0.001		NT
TOTAL	1,055	0					
Vernolate (herbicide)							
Baby Food - Green Beans	173	0			0.040		NT
Baby Food - Peaches	83	0			0.040		NT
Celery	706	0			0.010		NT
Green Beans	530	0			0.040		NT
Peaches, Fresh	419	0			0.010		NT

Pesticide / Commodity	Number of Samples	Samples With Detections	% of Samples With Detections	Range of Values Detected, ppm ^	Range of LODs, ppm ^	Tolerance Violation	EPA Tolerance Level, ppm
Peaches, Frozen	258	0			0.010		NT
Summer Squash	<u>269</u>	<u>0</u>			0.040		NT
TOTAL	2,438	0					
Vinclozolin (fungicide)							
Baby Food - Green Beans	173	0			0.001		2.0 IT
Baby Food - Peaches	83	0			0.001		25.0 IT
Baby Food - Pears	177	0			0.001		NT
Baby Food - Sweet Potatoes	177	0			0.010		NT
Blueberries, Fresh	482	0			0.010		NT
Blueberries, Frozen	51	0			0.010		NT
Carrots	177	0			0.010		NT
Celery	706	0			0.005		NT
Green Beans	530	0			0.001		2.0
Mushrooms	707	0			0.001		NT
Peaches, Fresh	419	0			0.005		25.0
Peaches, Frozen	258	0			0.005		25.0
Plums	593	0			0.010		NT
Potatoes	529	0			0.010		NT
Summer Squash	269	0			0.001		NT
Tomatoes	<u>709</u>	<u>0</u>			0.001 - 0.010		NT
TOTAL	6,040	0					
Zoxamide (fungicide)							
Baby Food - Green Beans	173	0			0.001		NT
Baby Food - Peaches	171	0			0.001 - 0.002		NT
Carrots	177	0			0.020		NT
Celery	706	0			0.010		NT
Grapes	706	1	0.1	0.038	0.008		5.0
Green Beans	530	0			0.001		NT
Peaches, Fresh	419	0			0.010		NT
Peaches, Frozen	258	0			0.010		NT
Pears	708	0			0.008		NT
Potatoes	529	0			0.020		0.06
Summer Squash	530	5	0.9	0.001 - 0.027	0.001 - 0.002		1.0
Tomatoes	349	0			0.020		2.0
Watermelon	<u>709</u>	<u>0</u>			0.002		1.0
TOTAL	5,965	6					

Many of the listed tolerances are the sum of a parent compound and metabolite(s)/isomer(s). The reader is advised to refer to EPA for the complete listing of compounds in tolerance expressions. The cited tolerances apply to 2022 and not to the current year. There may be instances where a tolerance was recently set or revoked that would have an effect on whether a residue is violative or not.

NOTES

^ = When a range is not listed, only one distinct detected concentration or LOD value was reported for the pesticide/commodity pair.

- 1 Emamectin benzoate is the salt form of the active, Emamectin.
- 2 Halosulfuron methyl is the salt form of the active, Halosulfuron.
- 3 Metalaxyl and mefenoxam have separate registrations. Mefenoxam is also known as Metalaxyl-M, which is one of the spatial isomers comprising metalaxyl. The spatial isomers of metalaxyl are analytically indistinguishable via multiresidue methods.
- 4 Propamocarb analytically determined as the salt (hydrochloride).
- 5 Enol metabolite calculated as the parent, Spiromesifen.

Pesticide / Commodity	Number of Samples	Samples	% of Samples	Range of Values Detected, ppm ^	Range of LODs, ppm ^	Tolerance Violation	EPA
		With Detections	With Detections				Tolerance Level, ppm

Tolerance Violation Codes:

(X) = Residue was found which exceeds EPA tolerance or FDA action level. Following "X" are the number of occurrences. Refer to pages 1 through 3 in Appendix L to see the sample origin (domestic, imported, or unknown) for each occurrence.

(V) = Residue was found where no tolerance was established by EPA. Following "V" are the number of occurrences. Refer to pages 4 through 7 in Appendix L to see the number of occurrences broken down by sample origin (domestic, imported, or unknown) for a commodity/pesticide pair.

EPA Tolerance Codes:

EX1 = Exempt from the requirement of a tolerance in or on raw agricultural commodities that have no established tolerance when residues are present as a result of subsequent uptake by crops rotated into fields where crops with tolerances were treated with cyaniliprole.

EX2 = Exempt from the requirement of a tolerance in or on all food and feed commodities when applied as an herbicide in accordance with good agricultural practices.

EX3 = Exempt from the requirement of a tolerance in or on all food commodities that have no established tolerance when residues are present as a result of subsequent uptake by crops rotated into fields where crops with tolerances were treated with flutianil.

EX4 = Exempt from the requirement of a tolerance in or on all food commodities when used to control insect larvae.

EX5 = Exempt from the requirement of a tolerance when applied to growing crops in accordance with good agricultural practices.

FF = All food/feed commodities tolerance except those covered by a higher tolerance.

FU = Foreign use compound; there are no U.S. registrations.

IM = Import Tolerance.

IN = Inadvertent/negligible residue tolerance.

IT = Interim Tolerance/Temporary or time limited tolerance/Section 18.

NT = No tolerance level was set for that pesticide/commodity pair.

PH = Post-harvest application.

R = Regional tolerance.

SU = Safe when used as a crack and crevice treatment in food establishments.

TP = Tolerance is from parent compound.

Appendix C: Distribution of Residues by Pesticide in Corn Grain

Appendix C shows residue detections for all compounds tested in corn grain, including range of values detected, range of Limits of Detection (LODs), and U.S. Environmental Protection Agency (EPA) tolerance references for each pair. The EPA tolerances cited in this summary and appendixes apply to 2022 and not to the current year. There may be instances where tolerances have been recently set, modified, or revoked that would have an effect on whether a residue is violative or not.

In 2022, the Pesticide Data Program (PDP) analyzed 309 corn grain samples. PDP detected residues for 5 distinct pesticides in the corn grain samples. All residue detections were lower than the established tolerances for those compounds with established tolerances.

Results for environmental contaminants across all commodities, including corn grain, have been consolidated in a separate appendix because they have no registered uses and are not applied to crops (see Appendix G).

APPENDIX C. DISTRIBUTION OF RESIDUES BY PESTICIDE IN CORN GRAIN

Pesticide	Pest. Type	Number of Samples	Samples With Detections	% of Samples With Detects	Range of Values Detected, ppm ^	Range of LODs, ppm ^	EPA Tolerance Level, ppm
1-Naphthol	IM	211				0.050	0.02 TP
3-Hydroxycarbofuran	IM	309				0.025	NT
Acephate	I	309				0.12	NT
Acetamiprid	I	309				0.020	NT
Acetochlor	H	281				0.10	0.05
Alachlor	H	309				0.050	0.2
Ametryn	H	309				0.50	0.05
Amicarbazone	H	309				0.10	0.05
Aminomethylphosphonic acid (AMPA)	HM	309				0.10	5.0
Atrazine	H	309				0.050	0.20
Azinphos methyl	I	309				0.020	NT
Azoxystrobin	F	309				0.010	0.05
Bendiocarb	I	309				0.025	NT
Benoxacor	S	309				0.25	0.01
Bifenthrin	I	309				0.010	0.05
Boscalid	F	309				0.005	0.20 IN
Carbaryl	I	309				0.025	0.02
Carbendazim (MBC)	F	309				0.15	NT
Carbofuran	I	309				0.010	NT
Carboxin	F	309				0.050	0.2
Carfentrazone ethyl	H	309				0.001	0.10
Chlorantraniliprole	I	309				0.10	0.04
Chlorethoxyfos	I	309				0.001	0.01
Chlorfenapyr	I	309				0.001	NT
Chlorpyrifos	I	309	2	0.6	0.002	0.001	0.05
Clothianidin	I	309				0.010	0.02 TP
Cyantraniliprole	I	309				0.25	0.01
Cyfluthrin	I	309				0.005	0.05
Cyhalothrin, Lambda	I	309				0.005	0.05
Cypermethrin	I	309	2	0.6	0.006 - 0.011	0.005	0.05
DCPA	H	309				0.001	0.05 IN
Deltamethrin ¹	I	309	1	0.3	0.040	0.005	1.0
Dichlorvos (DDVP)	I	309				0.050	0.5 TP
Dimethenamid	H	309				0.005	0.01
Dimethoate	I	309				0.005	0.1
Dinotefuran	I	309				0.12	0.01 FF
Diuron	H	309				0.020	0.1
Esfenvalerate+Fenvalerate Total	I	309				0.001	0.02
Ethoprop	I	309				0.020	0.02
Etofenprox	I	253				0.020	5.0 FF
Etoxazole	A	163				0.002	0.01
Etridiazole	F	309				0.10	NT

Pesticide	Pest. Type	Number of Samples	Samples With Detections	% of Samples With Detects	Range of Values Detected, ppm ^	Range of LODs, ppm ^	EPA Tolerance Level, ppm
Fenamidone	F	253				0.40	0.1 IN
Fenpyroximate	A	309				0.005	0.02
Fipronil	I	309				0.020	0.02
Flubendiamide	I	309				0.10	0.03
Fludioxonil	F	309				0.050	0.02
Flufenacet	H	309				0.005	0.05
Fluometuron	H	309				0.010	0.5 IN
Fluopyram	F	309				0.003	0.02
Flupyradifurone	I	309				0.005	0.05
Fluridone	H	309				0.040	0.1 IN
Fluroxypyr	HM	309				0.50	0.02
Flutriafol	F	309				0.020	0.01
Fluvalinate (as Tau-Fluvalinate)	I	309				0.010	NT
Fluxapyroxad	F	309				0.005	0.01
Glyphosate	H	309	73	23.6	0.058 - 0.12	0.035	5.0
Hexythiazox	I	309				0.020	0.02
Imidacloprid	I	309				0.015	0.05
Imiprothrin	I	309				0.15	NT
Isoxaflutole	H	309				0.050	0.02
Linuron	H	309				0.050	0.1
Malathion	I	253	5	2	0.025 - 0.14	0.025	8 PH
Malathion oxygen analog	IM	309				0.015	8 PH
Mesotrione	H	309				0.10	0.01
Metalaxyl/Mefenoxam ²	F	309				0.004	0.1
Metconazole	F	309				0.10	0.02
Methamidophos	I	309				0.050	NT
Methomyl	I	309				0.005	0.1
Methoxyfenozide	I	309				0.005	0.05
Metolachlor	H	309				0.001	0.10
Metribuzin	H	309				0.001	0.05
MGK-264	I	309				0.050	NT
Myclobutanil	F	309				0.020	0.03 IN
Nitrapyrin	N	309				0.010	0.1
Novaluron	I	309				0.015	0.01 FF
Omethoate	IM	309				0.025	0.1
Oxyfluorfen	H	309				0.020	0.05
Parathion methyl	I	309				0.002	NT
Pendimethalin	H	113				0.002	0.1
Penthiopyrad	F	309				0.004	0.01
Permethrin Total	I	309				0.010	0.05
Phenothrin	I	309				0.35	0.01 FF
Phorate	I	309				0.050	0.05
Phorate sulfone	IM	309				0.25	0.05
Phorate sulfoxide	IM	309				0.050	0.05

Pesticide	Pest. Type	Number of Samples	Samples With Detections	% of Samples With Detects	Range of Values Detected, ppm ^	Range of LODs, ppm ^	EPA Tolerance Level, ppm
Phosmet	I	281				0.005	NT
Phosmet oxygen analog	IM	309				0.005	NT
Picoxystrobin	F	309				0.003	0.04
Prallethrin	I	309				0.001	1.0 FF
Propachlor	H	309				0.15	0.2
Propetamphos	I	309				0.10	NT
Propiconazole	F	309				0.025	0.2
Pyraclostrobin	F	309				0.012	0.1
Pyrethrins	I	309				0.020	3.0 PH
Pyriproxyfen	I	309				0.030	1.1
Saflufenacil	H	309				0.010	0.03
Sethoxydim	H	309				0.020	0.5
Simazine	H	309				0.050	0.20
Spinetoram J	IM	309				0.010	0.04
Spinosad	I	225				0.10	1.5
Spiromesifen	I	309				0.030	0.02
Sulfoxaflor	I	309				0.015	0.015
Tebuconazole	F	309				0.050	0.05
Tefluthrin	I	309				0.001	0.06
Tetraconazole	F	309				0.010	0.01
Tetrahydrophthalimide (THPI)	FM	309				0.050	0.05 TP
Tetramethrin	I	253				0.005	NT
Thiabendazole	F	309				0.005	0.01
Thiamethoxam	I	309				0.010	0.02
Thiodicarb	I	309				0.010	NT
Triadimenol	F	309				0.10	0.05
Trifloxystrobin	F	309				0.005	0.05
Trifluralin	H	309				0.001	0.05
Triticonazole	F	309				0.10	0.01

Many of the listed tolerances are the sum of a parent compound and metabolite(s)/isomer(s). The reader is advised to refer to EPA for the complete listing of compounds in tolerance expressions. The cited tolerances apply to 2022 and not to the current year. There may be instances where a tolerance was recently set or revoked that would have an effect on whether a residue is violative or not.

NOTES

^ = When a range is not listed, only one distinct detected concentration or LOD value was reported for the pesticide/commodity pair.

1 = Deltamethrin includes parent Tralomethrin.

2 = Metalaxyl and mfenoxam have separate registrations. Mefenoxam is also known as Metalaxyl-M, which is one of the spatial isomers comprising metalaxyl. The spatial isomers of metalaxyl are analytically indistinguishable via multiresidue methods.

Pesticide	Pest. Type	Number of Samples	Samples With Detections	% of Samples With Detects	Range of Values Detected, ppm ^	Range of LODs, ppm ^	EPA Tolerance Level, ppm
-----------	------------	-------------------	-------------------------	---------------------------	---------------------------------	----------------------	--------------------------

Pesticide Types:

A = Acaricide

F = Fungicide, FM = Fungicide Metabolite

H = Herbicide, HM = Herbicide Metabolite

I = Insecticide, IM = Insecticide Metabolite

N = Nitrification Inhibitor

S = Herbicide Safener

EPA Tolerance Codes:

FF = All food/feed commodities tolerance except those covered by a higher tolerance.

IN = Inadvertent/negligible residue tolerance.

NT = No tolerance established.

PH = Post-harvest application.

TP = Tolerance is from parent compound.

Appendix D: Distribution of Residues by Pesticide in Soybean Grain

Appendix D shows residue detections for all compounds tested in soybean grain, including range of values detected, range of Limits of Detection (LODs), and U.S. Environmental Protection Agency (EPA) tolerance references for each pair. The EPA tolerances cited in this summary and appendixes apply to 2022 and not to the current year. There may be instances where tolerances have been recently set, modified, or revoked that would have an effect on whether a residue is violative or not.

In 2022, the Pesticide Data Program (PDP) analyzed 608 soybean grain samples. PDP detected 3 different residues for 2 distinct pesticides in the soybean grain samples. All residue detections were lower than the established tolerances for those compounds with established tolerances.

Results for environmental contaminants across all commodities, including soybean grain, have been consolidated in a separate appendix because they have no registered uses and are not applied to crops (see Appendix G).

APPENDIX D. DISTRIBUTION OF RESIDUES BY PESTICIDE IN SOYBEAN GRAIN

Pesticide	Pest. Type	Number of Samples	Samples With Detections	% of Samples With Detects	Range of Values Detected, ppm ^	Range of LODs, ppm ^	EPA Tolerance Level, ppm
3-Hydroxycarbofuran	IM	608				0.063	NT
5-Hydroxythiabendazole	FM	608				0.12	0.02 TP
Acephate	I	608				0.31	1.0
Acetamiprid	I	608				0.050	0.03
Afidopyropen	I	608				0.12	0.01
Alachlor	H	608				0.12	1.0
Aldicarb	I	608				0.25	0.02
Aldicarb sulfone	IM	608				0.025	0.02
Aldicarb sulfoxide	IM	608				0.050	0.02
Amicarbazone	H	608				0.25	0.80 IN
Aminomethylphosphonic acid (AMPA)	HM	608	317	52.1	0.50 - 4.8	0.50	20.0
Azinphos methyl	I	608				0.050	NT
Azinphos methyl oxygen analog	IM	608				0.12	NT
Azoxystrobin	F	608				0.025	0.5
Bendiocarb	I	608				0.063	NT
Bifenazate	A	608				0.50	NT
Bifenthrin	I	608				0.025	0.2
Bixafen	F	608				0.025	0.04
Captan	F	608				0.19	0.05
Carbaryl	I	608				0.063	0.5
Carbendazim (MBC)	F	608				0.38	0.2 TP
Carbofuran	I	608				0.025	NT
Carboxin	F	608				0.12	0.2
Carfentrazone ethyl	H	608				0.003	0.10
Chlorantraniliprole	I	608				0.25	2.0
Chlorfenapyr	I	608				0.050	NT
Chlorimuron ethyl	H	608				0.12	0.05
Chlorothalonil	F	608				0.050	0.2
Chlorpyrifos	I	608				0.025	0.3
Chlorpyrifos oxygen analog	IM	608				0.063	0.3
Clethodim	H	608				0.050	10.0
Clomazone	H	608				0.12	0.05
Cloransulam methyl	H	608				0.12	0.02
Clothianidin	I	608				0.025	0.02
Cyfluthrin	I	608				0.013	0.03
Cyhalothrin, Lambda	I	608				0.013	0.01
Cypermethrin	I	608				0.013	0.05
Cyproconazole	F	608				0.050	0.05
DCPA	H	608				0.003	2.0 IN
Deltamethrin ¹	I	608				0.013	0.1
Dichlorvos (DDVP)	I	608				0.12	0.5 TP
Dicofol p,p'	I	608				0.013	NT
Difenoconazole	F	608				0.12	0.15
Diflubenzuron	I	608				0.050	0.05

Pesticide	Pest. Type	Number of Samples	Samples With Detections	% of Samples With Detects	Range of Values Detected, ppm ^	Range of LODs, ppm ^	EPA Tolerance Level, ppm
Dimethenamid	H	608				0.025	0.01
Dimethoate	I	608				0.025	0.05
Dinotefuran	I	608				0.31	0.01 FF
Esfenvalerate+Fenvalerate Total	I	608				0.003	0.05
Ethalfuralin	H	608				0.12	0.05
Etridiazole	F	608				0.25	NT
Fenazaquin	I	608				0.025	NT
Fenoxaprop ethyl	H	608				0.15	0.05
Fenpyroximate	A	608				0.025	NT
Flonicamid	I	608				0.038	NT
Fluazifop butyl	H	608				0.050	2.5
Fluazinam	F	608				0.013	0.01
Flubendiamide	I	608				0.25	0.25
Fludioxonil	F	608				0.12	0.01
Flufenacet	H	608				0.013	0.1
Flumetsulam	H	608				0.12	0.05
Flumiclorac pentyl	H	608				0.013	0.01
Fluometuron	H	608				0.025	2.0 IN
Fluopyram	F	608				0.013	0.30
Fluoxastrobin	F	608				0.013	0.05
Flupyradifurone	I	608				0.025	1.5
Fluridone	H	608				0.10	0.1 IN
Flutolanil	F	608				0.15	0.20
Flutriafol	F	608				0.050	0.35
Fluvalinate	I	608				0.025	NT
Fluxapyroxad	F	608				0.013	0.15
Glyphosate	H	608	558	91.8	0.10 - 13.6	0.10	20.0
Hexaconazole	F	608				0.050	NT
Hexythiazox	I	608				0.050	NT
Imazapic	H	608				0.025	0.40 FU
Imazaquin	H	608				0.025	0.05
Imazethapyr	H	608				0.25	0.1
Imidacloprid	I	608				0.038	3.5
Imiprothrin	I	608				0.38	NT
Indoxacarb	I	608				0.025	0.80
Ipconazole	F	608				0.25	0.01
Isoxaflutole	H	608				0.12	0.05
Lactofen	H	608				0.25	0.01
Linuron	H	608				0.12	1.0
Malathion	I	608	1	0.2	0.14	0.063	8
Malathion oxygen analog	IM	608				0.12	8
Mefentrifluconazole	F	608				0.25	0.4
Metalaxyl/Mefenoxam ²	F	608				0.013	1.0
Metconazole	F	608				0.25	0.05
Methamidophos	I	608				0.12	1.0 TP
Methomyl	I	608				0.013	0.2

Pesticide	Pest. Type	Number of Samples	Samples With Detections	% of Samples With Detects	Range of Values Detected, ppm ^	Range of LODs, ppm ^	EPA Tolerance Level, ppm
Methoxychlor p,p'	IM	608				0.25	NT
Methoxyfenozide	I	608				0.013	1.0
MGK-264	I	608				0.20	NT
Myclobutanil	F	608				0.050	0.25
Norflurazon	H	608				0.025	0.1
Norflurazon desmethyl	HM	608				0.025	0.1
Novaluron	I	608				0.038	0.07
Omethoate	IM	608				0.063	0.05 TP
Oxamyl	I	608				0.025	NT
Oxamyl oxime	IM	608				0.050	NT
Oxathiapiprolin	F	608				0.25	0.01
Oxyfluorfen	H	608				0.050	0.05
Parathion ethyl	I	608				0.025	NT
Parathion methyl	I	608				0.005	NT
Pendimethalin	H	608				0.005	0.1
Penflufen	F	608				0.25	0.01
Pentachloroaniline (PCA)	FM	608				0.013	0.02
Pentachlorobenzene (PCB)	FM	608				0.025	0.02
Penthiopyrad	F	608				0.025	0.40
Phorate	I	608				0.12	0.05
Phorate oxygen analog sulfone	IM	608				0.050	0.05
Phorate oxygen analog sulfoxide	IM	608				0.050	0.05
Phorate sulfoxide	IM	608				0.12	0.05
Phosmet oxygen analog	IM	608				0.025	NT
Picoxystrobin	F	608				0.013	0.05
Piperonyl butoxide	I	608				0.25	10 FF
Prallethrin	I	608				0.003	1.0 FF
Propetamphos	I	608				0.25	NT
Propiconazole	F	608				0.063	2.0
Prothioconazole	F	578				0.12	0.15
Pydiflumetofen	F	608				0.025	0.40
Pyraclostrobin	F	608				0.030	0.04
Pyrethrins	I	608				0.050	NT
Pyriproxyfen	I	608				0.075	0.20
Pyroxasulfone	H	608				0.025	0.06
Quintozene (PCNB)	F	608				0.025	0.02
Quizalofop ethyl	H	608				0.12	0.05
Saflufenacil	H	608				0.25	0.10
Sedaxane	F	608				0.050	0.01
Sethoxydim	H	608				0.050	16
Spiromesifen	I	608				0.075	0.02 IT
Spirotetramat	I	608				0.050	5.0
Sulfoxaflor	I	608				0.050	0.20
Tebuconazole	F	608				0.12	0.08
Teflubenzuron	I	608				0.075	0.05 FU
Tefluthrin	I	608				0.003	NT

Pesticide	Pest. Type	Number of Samples	Samples With Detections	% of Samples With Detects	Range of Values Detected, ppm ^	Range of LODs, ppm ^	EPA Tolerance Level, ppm
Tepraloxydim	H	608				0.12	6.0 IT
Tetraconazole	F	608				0.050	0.15
Tetrahydrophthalimide (THPI)	FM	608				0.12	0.05 TP
Thiabendazole	F	608				0.12	0.02
Thiacloprid	I	608				0.050	NT
Thiamethoxam	I	608				0.025	0.02
Thifensulfuron methyl	H	608				0.075	0.10
Thiodicarb	I	608				0.050	0.2
Tioxazafen	T	608				0.25	0.04
Tribenuron methyl	H	608				0.12	0.01
Trifloxystrobin	F	608				0.013	0.08
Trifludimoxazin	H	608				0.025	0.01
Trifluralin	H	608				0.003	0.05

Many of the listed tolerances are the sum of a parent compound and metabolite(s)/isomer(s). The reader is advised to refer to EPA for the complete listing of compounds in tolerance expressions. The cited tolerances apply to 2022 and not to the current year. There may be instances where a tolerance was recently set or revoked that would have an effect on whether a residue is violative or not.

NOTES

^ = When a range is not listed, only one distinct detected concentration or LOD value was reported for the pesticide/commodity pair.

1 = Deltamethrin includes parent Tralomethrin.

2 = Metalaxyl and mefenoxam have separate registrations. Mefenoxam is also known as Metalaxyl-M, which is one of the spatial isomers comprising metalaxyl. The spatial isomers of metalaxyl are analytically indistinguishable via multiresidue methods.

Pesticide Types:

A = Acaricide

F = Fungicide, FM = Fungicide Metabolite

H = Herbicide, HM = Herbicide Metabolite

I = Insecticide, IM = Insecticide Metabolite

T = Nematicide

EPA Tolerance Codes:

FF = All food/feed commodities tolerance except those covered by a higher tolerance.

FU = Foreign use compound; there are no U.S. registrations.

IN = Inadvertent/negligible residue tolerance.

IT = Interim Tolerance/Temporary or time limited tolerance/Section 18.

NT = No tolerance established.

TP = Tolerance is from parent compound.

Appendix E: Distribution of Residues by Pesticide in Peanut Butter

Appendix E shows residue detections for all compounds tested in peanut butter, including range of values detected, range of Limits of Detection (LODs), and U.S. Environmental Protection Agency (EPA) tolerance references for each pair. The EPA tolerances cited in this summary and appendixes apply to 2022 and not to the current year. There may be instances where tolerances have been recently set, modified, or revoked that would have an effect on whether a residue is violative or not.

In 2022, the Pesticide Data Program (PDP) analyzed 705 peanut butter samples. PDP detected residues for 13 distinct pesticides in the peanut butter samples.

PDP reports tolerance violations to FDA as part of an interagency Memorandum of Understanding between the U.S. Department of Agriculture and FDA. Residues reported to FDA are shown in the “Pesticide” column to the right of the pesticide name and are annotated as “X” (if the residue exceeded the established tolerance) or “V” (if the residue did not have a tolerance listed in the Code of Federal Regulations, Title 40, Part 180). In both cases, these annotations are followed by a number indicating the number of samples reported to FDA.

Results for environmental contaminants across all commodities, including peanut butter, have been consolidated in a separate appendix because they have no registered uses and are not applied to crops (see Appendix G).

APPENDIX E. DISTRIBUTION OF RESIDUES BY PESTICIDE IN PEANUT BUTTER

Pesticide	Pest. Type	Number of Samples	Samples With Detections	% of Samples With Detects	Range of Values Detected, ppm ^	Range of LODs, ppm ^	EPA Tolerance Level, ppm
2,3,5-Trimethacarb	I	705				0.005 - 0.010	NT
2,6-DIPN	P	704				0.040	NT
3-Hydroxycarbofuran	IM	705				0.005	NT
5-Hydroxythiabenzazole	FM	705				0.005	NT
Abamectin	I	705				0.080	0.01 FF
Acephate	I	705				0.020	0.2
Acetamiprid	I	705				0.005	0.01 FF
Acetochlor	H	704				0.005	0.20
Aclonifen	H	704				0.010	NT
Alachlor	H	704				0.005	0.5
Aldicarb	I	705				0.020	0.05
Aldicarb sulfone	IM	705				0.010	0.05
Aldicarb sulfoxide	IM	705				0.010	0.05
Allidochlor	H	705				0.020	NT
Ametoctradin	F	705				0.005	NT
Ametryn	H	705				0.005	NT
Amicarbazone	H	705				0.020	NT
Aminocarb	I	705				0.005	NT
Anilofos	H	705				0.005	NT
Asulam	H	705				0.005	NT
Atraton	H	705				0.005	NT
Atrazine	H	705				0.005	NT
Azaconazole	F	705				0.005	NT
Azamethiphos	I	705				0.005	NT
Azimsulfuron	H	705				0.005	NT
Azinphos ethyl	I	705				0.020	NT
Azinphos methyl	I	705				0.020	NT
Azinphos methyl oxygen analog	IM	705				0.010	NT
Azoxystrobin	F	705				0.005	0.2
Beflubutamid	H	704				0.005	NT
Benalaxyl	F	704				0.010	NT
Bendiocarb	I	705				0.005	NT
Benfluralin	H	704				0.010	NT
Benoxacor	S	705				0.010	0.01
Bensulfuron methyl	H	705				0.005	NT
Bensulide	H	705				0.005	NT
Benthiavalicarb isopropyl	F	705				0.005	NT
Benzobicyclon	H	705				0.010	NT
Benzovindiflupyr	F	705				0.005	0.01
Bifenazate	A	705				0.010	NT
Bifenox	H	704				0.010	NT
Bifenthrin	I	704				0.005	0.05
Bitertanol	F	705				0.040	NT
Boscalid	F	705				0.010	0.05
Bromacil	H	704				0.010	NT

Pesticide	Pest. Type	Number of Samples	Samples With Detections	% of Samples With Detects	Range of Values Detected, ppm ^	Range of LODs, ppm ^	EPA Tolerance Level, ppm
Bromobutide	H	705				0.020	NT
Bromophos ethyl	I	704				0.005	NT
Bromopropylate	A	704				0.005	NT
Bromuconazole	F	704				0.010	NT
Bupirimate	F	705				0.005	NT
Buprofezin	I	705				0.005	NT
Butachlor	H	705				0.005	NT
Butralin	H	705				0.020	NT
Butylate	H	704				0.010	NT
Cadusafos	I	705				0.005	NT
Carbaryl	I	705				0.010	0.05
Carbendazim (MBC)	F	705				0.005	0.1 TP
Carbofuran	I	705				0.005	NT
Carbophenothion	I	704				0.010	NT
Carboxin	F	705				0.010	0.2
Carfentrazone ethyl	H	705				0.010	0.10
Carpropamid	F	705				0.005	NT
Chlorantraniliprole	I	705				0.020	0.06
Chlorbromuron	H	705				0.005	NT
Chlordimeform	I	705				0.005	NT
Chlorethoxyfos	I	704				0.010	NT
Chlorfenapyr	I	704				0.040	0.01 FF
Chlorfenvinphos total	I	705				0.005	NT
Chlorfluazuron	R	705				0.005	NT
Chlorimuron ethyl	H	705				0.010	0.02
Chlorobenzilate	A	704				0.005	NT
Chloroneb	F	704				0.005	NT
Chlorothalonil	F	704				0.16	0.3
Chlorotoluron	H	705				0.005	NT
Chloroxuron	H	705				0.005	NT
Chlorpropham	H	704				0.005	NT
Chlorpyrifos	I	705				0.010	0.2
Chlorpyrifos methyl	I	647				0.005	NT
Chlorpyrifos methyl O-analog	IM	705				0.005	NT
Chlorpyrifos oxygen analog	IM	705				0.005	0.2
Chlorsulfuron	H	705				0.005	NT
Chlorthiophos	I	704				0.005	NT
Clethodim	H	705				0.040	3.0
Clodinafop propargyl	H	705				0.005	NT
Clofentezine	I	705				0.020	NT
Clomazone	H	704				0.005	NT
Cloquintocet-mexyl	S	705				0.005	NT
Cloransulam methyl	H	705				0.005	NT
Clothianidin	I	705				0.005	0.05 TP
Coumaphos	I	705				0.005	NT
Coumaphos oxygen analog	IM	705				0.005	NT
Crotoxyphos	I	705				0.010	NT

Pesticide	Pest. Type	Number of Samples	Samples With Detections	% of Samples With Detects	Range of Values Detected, ppm ^	Range of LODs, ppm ^	EPA Tolerance Level, ppm
Crufomate	I	705				0.010	NT
Cyanazine	H	705				0.005	NT
Cyantraniliprole	I	705				0.010	0.01
Cyazofamid	F	705				0.040	NT
Cyflufenamid	F	705				0.005	NT
Cyflumetofen	A	558				0.020	NT
Cyfluthrin (X-1)	I	704	1	0.1	0.030	0.010	0.01
Cyhalothrin, Total ¹	I	704				0.010	0.05
Cymoxanil	F	705				0.040	NT
Cypermethrin	I	704				0.080	0.05
Cyphenothrin	I	705				0.040	NT
Cyprazine	H	705				0.005	NT
Cyproconazole	F	704				0.005	0.01
Cyprodinil	F	704				0.010	NT
Cyprosulfamide	S	705				0.010	NT
Cyromazine	R	705				0.020	NT
Daimuron	H	705				0.005	NT
DCPA	H	704				0.005	NT
DEF (Tribufos)	H	705				0.005	NT
Deltamethrin ²	I	704	1	0.1	0.007	0.005	0.05 FF
Demeton-O	IM	704				0.005	NT
Demeton-S	IM	704				0.010	NT
Demeton-S methyl	IM	705				0.020	NT
Demeton-S sulfone	IM	705				0.005	NT
Demeton-S sulfoxide	IM	705				0.005	NT
Desethyl atrazine	HM	705				0.010	NT
Desmetryn	H	705				0.005	NT
Dialifos	I	705				0.020	NT
Diazinon	I	705				0.005	NT
Diazinon oxygen analog	IM	705				0.005	NT
Dichlobenil	H	704				0.005	NT
Dichlofenthion	I	704				0.005	NT
Dichlormid	H	705				0.080	0.05
Dichlorobenzophenone o,p'	IM	704				0.020	NT
Dichlorobenzophenone p,p'	IM	704				0.020	NT
Dichlorvos (DDVP)	I	705				0.16	0.5 TP
Diclobutrazol	F	705				0.020	NT
Diclofop methyl	H	704				0.005	NT
Dicloran (V-1)	F	704	1	0.1	0.011	0.005	NT
Diclosulam	H	705				0.010	0.020
Dicrotophos	I	705				0.005	NT
Diethofencarb	F	705				0.010	NT
Difenoconazole	F	704				0.005	NT
Diflubenzuron	I	705				0.005	0.10
Dimepiperate	H	705				0.010	NT
Dimethenamid	H	705				0.005	0.01
Dimethipin	P	704				0.080	NT

Pesticide	Pest. Type	Number of Samples	Samples With Detections	% of Samples With Detects	Range of Values Detected, ppm ^	Range of LODs, ppm ^	EPA Tolerance Level, ppm
Dimethoate	I	705				0.005	NT
Dimethomorph	F	705				0.010	NT
Dimethylvinphos	I	705				0.005	NT
Dimetilan	I	705				0.005	NT
Dimoxystrobin	F	705				0.005	NT
Diniconazole	F	704				0.005	NT
Dinotefuran	I	705				0.010	0.01 FF
Dioxacarb	I	705				0.005	NT
Dioxathion	I	705				0.020	NT
Diphenamid	H	704				0.005	NT
Diphenylamine (DPA) (V-3)	F	704	3	0.4	0.012 - 0.036	0.005	NT
Dipropetryn	H	705				0.005	NT
Disulfoton	I	704				0.005	NT
Disulfoton sulfone	IM	705				0.005	NT
Disulfoton sulfoxide	IM	705				0.005	NT
Ditalimfos	F	704				0.020	NT
Dithiopyr	H	705				0.020	NT
Diuron	H	705				0.040	NT
DMST (4-dimethylaminosulphotosluidide)	FM	705				0.010	NT
Dodine	F	705				0.040	NT
Edifenphos	F	705				0.005	NT
Emamectin	I	705				0.040 - 0.060	NT
Endosulfan I	IM	704				0.005	NT
Endosulfan II	IM	673				0.005	NT
Endosulfan sulfate	IM	704				0.005	NT
EPN	I	704				0.010	NT
Epoxiconazole	F	704				0.005	NT
EPTC (S-ethyl dipropylthiocarbamate)	H	704				0.040	NT
Esfenvalerate	I	704				0.020	0.05 FF
Esprocarb	H	705				0.005	NT
Ethaboxam	F	705				0.005	NT
Ethalfuralin	H	704				0.010	0.05
Ethametsulfuron methyl	H	705				0.005	NT
Ethidimuron	H	705				0.005	NT
Ethiofencarb	I	705				0.010	NT
Ethiofencarb sulfone	IM	705				0.010	NT
Ethiofencarb sulfoxide	IM	705				0.005	NT
Ethion	I	705				0.005	NT
Ethiprole	I	705				0.020	NT
Ethofumesate	H	705				0.010	NT
Ethoprop	I	705				0.005	NT
Ethylan (Perthane)	I	704				0.005	NT
Etofenprox	I	704				0.005	5.0 FF
Etoxazole	A	705				0.005	NT
Etridiazole	F	647				0.020	NT
Etrimfos	I	705				0.005	NT
Famoxadone	F	705				0.040	NT

Pesticide	Pest. Type	Number of Samples	Samples With Detections	% of Samples With Detects	Range of Values Detected, ppm ^	Range of LODs, ppm ^	EPA Tolerance Level, ppm
Famphur	I	705				0.005	NT
Fenamidone	F	705				0.005	NT
Fenamiphos	I	705				0.005	NT
Fenamiphos sulfone	IM	705				0.005	NT
Fenamiphos sulfoxide	IM	705				0.010	NT
Fenarimol	F	704				0.005	NT
Fenazaquin	I	705				0.005	NT
Fenbuconazole	F	704				0.005	0.1
Fenchlorphos (Ronnel)	I	704				0.005	NT
Fenhexamid	F	705				0.040	NT
Fenitrothion	I	704				0.005	NT
Fenobucarb (BPMC)	I	705				0.010	NT
Fenoxaprop ethyl	H	705				0.005	0.05
Fenoxycarb	I	705				0.005	NT
Fenpropathrin	I	704				0.005	0.01
Fenpropidin	F	675				0.040	NT
Fenpropimorph	F	705				0.005	NT
Fenpyrazamine	F	704				0.010	NT
Fenpyroximate	A	705				0.005	0.04
Fensulfothion	I	705				0.005	NT
Fenthion	I	704				0.005	NT
Fenthion sulfone	IM	704				0.010	NT
Fenthion sulfoxide	IM	704				0.040	NT
Fenuron	H	705				0.080	NT
Fipronil	I	704				0.005	NT
Fipronil sulfone (MB46136)	IM	704				0.005	NT
Flazasulfuron	H	705				0.020	NT
Flonicamid	I	705				0.040	NT
Florpyrauxifen-Benzyl	H	705				0.080	EX
Fluazifop butyl	H	705				0.005	1.5
Flubendiamide	I	705				0.005	0.02
Flucythrinate	I	704				0.005	NT
Fluidoxonil	F	705				0.040	0.01
Flufenacet	H	704				0.005	NT
Flufenoxuron	I	705				0.005	NT
Flufenpyr ethyl	H	705				0.005	NT
Flumetsulam	H	705				0.010	NT
Flumiclorac pentyl	H	705				0.005	NT
Flumioxazin	H	704				0.005	0.02
Fluometuron	H	705				0.010	0.1 IN
Fluopicolide	F	705				0.005	0.03 IN
Fluopyram	F	705				0.005	0.20
Fluorodifen	H	704				0.005	NT
Fluoxastrobin	F	705				0.005	0.02
Flupyradifurone	I	705				0.005	0.04
Fluquinconazole	F	704				0.005	NT
Fluridone	H	705				0.005	NT

Pesticide	Pest. Type	Number of Samples	Samples With Detections	% of Samples With Detects	Range of Values Detected, ppm ^	Range of LODs, ppm ^	EPA Tolerance Level, ppm
Flusilazole	F	705				0.005	NT
Fluthiacet methyl	H	705				0.010	NT
Flutolanil	F	705				0.005	0.5
Flutriafol	F	705	4	0.6	0.007 - 0.008	0.005	0.09
Fluvalinate	I	704				0.005	NT
Fluxapyroxad	F	705				0.005	0.01
Fonofos	I	704				0.005	NT
Foramsulfuron	H	705				0.005	NT
Forchlorfenuron	P	705				0.005	NT
Formetanate hydrochloride	I	558				0.005	NT
Fosthiazate	T	705				0.005	NT
Furalaxyl	F	704				0.020	NT
Halosulfuron methyl	H	705				0.005	NT
Heptenophos	I	704				0.005	NT
Hexaconazole	F	705				0.020	NT
Hexazinone	H	704				0.005	NT
Hexythiazox	I	705				0.005	NT
Hydroprene	R	704				0.010	0.2 FF
Hydroxy Acequinocyl	AM	704				0.020	NT
Imazalil	F	705				0.010	NT
Imazosulfuron	H	705				0.010	NT
Imidacloprid	I	705				0.010	0.45
Imidacloprid olefin	IM	705				0.010	0.45
Imidacloprid urea	IM	705				0.005	0.45
Imiprothrin	I	705				0.040	NT
Indaziflam	H	705				0.005	NT
Indoxacarb	I	705				0.020	0.01
Iproconazole	F	705				0.010	0.01
Iprobenfos (IBP)	F	705				0.005	NT
Iprodione	F	704				0.010	0.5
Iprovalicarb	F	705				0.010	NT
Isocarbophos	I	704				0.010	NT
Isofenphos	I	705				0.010	NT
Isofenphos methyl	IM	704				0.005	NT
Isofetamid	F	705				0.005	NT
Isoprocab	I	705				0.020	NT
Isopropalin	H	705				0.040	NT
Isoprothiolane	F	705				0.005	NT
Isoproturon	H	705				0.010	NT
Isopyrazam	F	705				0.005	0.01 FU
Isoxadifen ethyl	S	704				0.005	NT
Kresoxim-methyl	F	705				0.020	NT
Lactofen	H	705				0.010	0.01
Leptophos oxygen analog	IM	705				0.010	NT
Linuron	H	705				0.010	NT
Malathion	I	705				0.010	8 PH
Malathion oxygen analog	IM	705				0.005	8 PH

Pesticide	Pest. Type	Number of Samples	Samples With Detections	% of Samples With Detects	Range of Values Detected, ppm ^	Range of LODs, ppm ^	EPA Tolerance Level, ppm
Mandipropamid	F	705				0.010	NT
Mecarbam	I	704				0.020	NT
Mefenacet	H	705				0.005	NT
Mepanipyrim	F	705				0.005	NT
Mephosfolan	I	705				0.005	NT
Mepronil	F	705				0.005	NT
Metaflumizone	I	705				0.040	NT
Metalaxyl/Mefenoxam ³	F	705				0.005	0.2
Metamitron	H	705				0.005	NT
Metconazole	F	705				0.010	0.04
Methacrifos	I	704				0.005	NT
Methamidophos	I	705				0.005	0.2 TP
Methfuroxam	F	675				0.005	NT
Methidathion	I	705				0.010	NT
Methiocarb	I	705				0.005	NT
Methiocarb sulfone	IM	705				0.010	NT
Methiocarb sulfoxide	IM	705				0.005	NT
Methomyl	I	705				0.040	0.1
Methoprotryne	H	705				0.005	NT
Methoxychlor Total	I	704				0.005	NT
Methoxyfenozide	I	705				0.010	0.02
Metobromuron	H	705				0.005	NT
Metolachlor	H	704				0.005	0.20
Metolcarb	I	705				0.040	NT
Metoxuron	H	705				0.005	NT
Metrafenone	F	705				0.005	NT
Metribuzin	H	705				0.020	NT
Metsulfuron methyl	H	705				0.005	NT
Mevinphos Total	I	705				0.010	NT
Mexacarbate	I	705				0.005	NT
MGK-264	I	704	16	2.3	0.006 - 0.051	0.005	5 FF
Molinate	H	704				0.005	NT
Monocrotophos	I	705				0.010	NT
Monolinuron	H	705				0.005	NT
Monuron	H	705				0.005	NT
Myclobutanil	F	705				0.010	NT
Napropamide	H	704				0.005	NT
Neburon	H	705				0.005	NT
Nitenpyram	I	705				0.005	NT
Nitrapyrin	N	615				0.005	NT
Nitrofen	H	704				0.005	NT
Norflurazon	H	705				0.010	0.05
Norflurazon desmethyl	HM	705				0.010	0.05
Novaluron	I	705				0.010	0.01
Nuarimol	F	705				0.005	NT
Octhilinone	F	705				0.020	NT
Omethoate	IM	705				0.005	NT

Pesticide	Pest. Type	Number of Samples	Samples With Detections	% of Samples With Detects	Range of Values Detected, ppm ^	Range of LODs, ppm ^	EPA Tolerance Level, ppm
O-Phenylphenol	F	233				0.080	NT
Oxadiazon	H	704				0.005	NT
Oxadixyl	F	704				0.005	NT
Oxamyl	I	705				0.020	0.05
Oxamyl oxime	IM	705				0.020	0.05
Oxathiapiprolin	F	705				0.005	0.10 IN
Oxycarboxin	F	705				0.005	NT
Oxydemeton methyl	I	705				0.005	NT
Oxydemeton methyl sulfone	IM	705				0.005	NT
Oxyfluorfen	H	704				0.005	NT
Paclobutrazol	P	704				0.005	NT
Parathion ethyl	I	704				0.005	NT
Parathion methyl	I	704				0.005	NT
Parathion methyl oxygen analog	IM	705				0.040	NT
Parathion oxygen analog	IM	705				0.010	NT
Penconazole	F	704				0.005	NT
Pencycuron	F	705				0.010	NT
Pendimethalin	H	704				0.005	0.1
Penflufen	F	705				0.005	NT
Penoxsulam	H	705				0.005	NT
Pentachloroaniline (PCA)	FM	704				0.005	1.0
Pentachlorobenzene (PCB)	FM	704				0.005	1.0
Pentachlorophenyl methyl sulfide (PCPMS)	FM	704				0.010	1.0
Penthiopyrad	F	705				0.005	0.04
Permethrin Total (V-1)	I	704	1	0.1	0.016	0.010	NT
Phenothrin	I	705				0.040	0.01 FF
Phenthoate	I	705				0.005	NT
Phorate	I	704				0.010	0.1
Phorate oxygen analog	IM	705				0.020	0.1
Phorate oxygen analog sulfone	IM	705				0.005	0.1
Phorate oxygen analog sulfoxide	IM	705				0.005	0.1
Phorate sulfone	IM	705				0.010	0.1
Phorate sulfoxide	IM	705				0.005	0.1
Phosalone	I	705				0.010	NT
Phosmet	I	705				0.005	NT
Phosmet oxygen analog	IM	705				0.005	NT
Phosphamidon	I	705				0.020	NT
Phoxim	I	705				0.005	NT
Picolinafen	H	705				0.005	NT
Picoxystrobin	F	705				0.020	0.05
Pinoxaden	H	705				0.080	NT
Piperonyl butoxide	I	704	201	28.6	0.010 - 0.75	0.010	10 FF
Pirimicarb	I	705				0.005	NT
Pirimicarb desmethyl	IM	705				0.005	NT
Pirimiphos methyl (V-3)	I	705	3	0.4	0.006 - 0.013	0.005	NT
Pirimiphos-ethyl	I	705				0.005	NT
Prallethrin	I	705				0.080	1.0 FF

Pesticide	Pest. Type	Number of Samples	Samples With Detections	% of Samples With Detects	Range of Values Detected, ppm ^	Range of LODs, ppm ^	EPA Tolerance Level, ppm
Pretilachlor	H	705				0.005	NT
Primisulfuron methyl	H	705				0.005	NT
Prochloraz	F	705				0.020	NT
Procymidone	F	704				0.005	NT
Profenofos	I	704				0.005	NT
Profluralin	H	704				0.020	NT
Promecarb	I	705				0.005	NT
Prometryn	H	705				0.005	NT
Pronamide (Propyzamide)	H	704				0.005	NT
Propachlor	H	705				0.005	NT
Propamocarb	F	705				0.005	NT
Propanil	H	704				0.010	NT
Propaquizafop	H	705				0.005	NT
Propargite	I	705				0.005	0.1
Propazine	H	705				0.005	NT
Propetamphos	I	705				0.020	NT
Propham	H	704				0.005	NT
Propiconazole	F	704				0.005	0.2
Proquinazid	F	643				0.020	NT
Prosulfuron	H	705				0.010	NT
Prothioconazole desthio	F	705				0.005	0.02
Prothiofos	I	704				0.005	NT
Pydiflumetofen	F	705	1	0.1	0.006	0.005	0.02
Pymetrozine	I	705				0.005	NT
Pyraclufos	I	705				0.005	NT
Pyraclostrobin	F	705				0.005	0.05
Pyraflufen ethyl	H	705				0.005	0.01
Pyrazon	H	705				0.005	NT
Pyrazophos	F	705				0.005	NT
Pyrethrins	I	705	5	0.7	0.024 - 0.083	0.020	1.0 PH
Pyridaben	I	705				0.005	NT
Pyridalyl	I	704				0.005	NT
Pyridaphenthion	I	705				0.005	NT
Pyrifluquinazon	I	705				0.005	NT
Pyrimethanil	F	705				0.020	NT
Pyriofenone	F	705				0.005	NT
Pyriproxyfen	I	705				0.005	0.20
Pyroxasulfone	H	704				0.005	0.30
Pyroxsulam	H	705				0.005	NT
Quinalphos	I	705				0.005	NT
Quinoxifen	F	705				0.005	NT
Quintozene (PCNB)	F	704				0.005	1.0
Quizalofop ethyl	H	705				0.005	NT
Resmethrin	I	705				0.010	3.0 FF
Rotenone	I	705				0.010	EX
Saflufenacil	H	705				0.010	NT
S-Bioallethrin	I	705				0.040	NT

Pesticide	Pest. Type	Number of Samples	Samples With Detections	% of Samples With Detects	Range of Values Detected, ppm ^	Range of LODs, ppm ^	EPA Tolerance Level, ppm
Sedaxane	F	705				0.020	0.01
Sethoxydim	H	705				0.010	25
Siduron	H	705				0.005	NT
Simazine	H	705				0.005	NT
Simeconazole	F	705				0.005	NT
Simetryn	H	705				0.005	NT
Spinetoram	I	705				0.040	0.04
Spinosad	I	705				0.010	0.02
Spirodiclofen	A	705				0.010	NT
Spiromesifen	I	705				0.010	NT
Spiromesifen alcohol	IM	705				0.005	NT
Spirotetramat	I	705				0.005	NT
Spiroxamine	F	705				0.005	NT
Sulfallate	H	704				0.005	NT
Sulfentrazone	H	705				0.010	0.20
Sulfometuron methyl	H	705				0.040	NT
Sulfosulfuron	H	705				0.005	NT
Sulfoxaflor	I	705				0.010	NT
Sulprofos	I	705				0.010	NT
TCMTB	F	705				0.020	NT
Tebuconazole	F	704	1	0.1	0.007	0.005	0.1
Tebufenozide	I	705				0.020	NT
Tebufenpyrad	I	705				0.005	NT
Tebupirimfos	I	704				0.005	NT
Tebutam	H	705				0.005	NT
Tebuthiuron	H	705				0.005	NT
Tecnazene	P	704				0.005	NT
Teflubenzuron	I	615				0.020	NT
Tefluthrin	I	704				0.010	NT
Temephos	I	705				0.005	NT
Tepraloxydim	H	705				0.040	NT
Terbacil	H	704				0.005	NT
Terbufos	I	704				0.005	NT
Terbufos sulfone	IM	705				0.020	NT
Terbufos sulfoxide	IM	705				0.010	NT
Terbutylazine	H	705				0.005	NT
Terbutryn	H	704				0.005	NT
Tetrachlorvinphos	I	705				0.005	NT
Tetraconazole	F	704				0.005	0.03
Tetradifon	I	704				0.020	NT
Tetrahydrophthalimide (THPI)	FM	704				0.020	0.05 TP
Tetramethrin	I	705				0.020	NT
Thiabendazole (V-1)	F	705	1	0.1	0.009	0.005	NT
Thiacloprid	I	705				0.005	NT
Thiamethoxam	I	705				0.005	0.05
Thiazopyr	H	705				0.010	NT
Thidiazuron	P	705				0.020	NT

Pesticide	Pest. Type	Number of Samples	Samples With Detections	% of Samples With Detects	Range of Values Detected, ppm ^	Range of LODs, ppm ^	EPA Tolerance Level, ppm
Thiencarbazono methyl	H	646				0.010	NT
Thifensulfuron methyl	H	705				0.005	NT
Thiobencarb	H	705				0.010	NT
Thiodicarb	I	705				0.040	NT
Thionazin	I	705				0.010	NT
Tolclofos methyl	F	704				0.005	NT
Tolfenpyrad	I	704				0.010	NT
Tri Allate	H	704				0.005	NT
Triadimefon	F	705				0.010	NT
Triadimenol	F	705				0.16	NT
Triasulfuron	H	705				0.005	NT
Triazophos	I	705				0.005	NT
Tribenuron methyl	H	705				0.005	NT
Trichlorfon	I	529				0.010	NT
Trichloronate	I	704				0.005	NT
Tricyclazole	F	705				0.005	NT
Trifloxystrobin	F	705				0.005	0.05
Trifloxysulfuron	H	705				0.005	NT
Triflumezopyrim	I	705				0.005	NT
Triflumizole	F	705				0.010	NT
Trifluralin	H	704				0.005	0.05
Triticonazole	F	704				0.010	NT
Uniconazole	F	704				0.005	NT
Valifenalate	F	705				0.005 - 0.010	NT
Vamidothion	I	705				0.005	NT
Vernolate	H	705				0.16	NT
Vinclozolin	F	704				0.005	NT
Zoxamide	F	705				0.005	NT

Many of the listed tolerances are the sum of a parent compound and metabolite(s)/isomer(s). The reader is advised to refer to EPA for the complete listing of compounds in tolerance expressions. The cited tolerances apply to 2022 and not to the current year. There may be instances where a tolerance was recently set or revoked that would have an effect on whether a residue is violative or not.

NOTES

^ = Only one distinct detected concentration or LOD value was reported for the pair.

(X) = Residue was found which exceeds EPA tolerance or FDA action level. Following "X" are the number of occurrences.

Refer to pages 1 through 3 in Appendix L to see the sample origin (domestic, imported, or unknown) for each occurrence.

(V) = Residue was found where no tolerance was established by EPA. Following "V" are the number of occurrences.

Refer to pages 4 through 7 in Appendix L to see the number of occurrences broken down by sample origin (domestic, imported, or unknown) for a commodity/pesticide pair.

1 = Includes cyhalothrin lambda plus R157836 epimer.

2 = Deltamethrin includes parent Tralomethrin.

3 = Metalaxyl and mfenoxam have separate registrations. Mefenoxam is also known as Metalaxyl-M, which is one of the spatial isomers comprising metalaxyl. The spatial isomers of metalaxyl are analytically indistinguishable via multiresidue methods.

Pesticide	Pest. Type	Number of Samples	Samples With Detections	% of Samples With Detects	Range of Values Detected, ppm ^	Range of LODs, ppm ^	EPA Tolerance Level, ppm
-----------	------------	-------------------	-------------------------	---------------------------	---------------------------------	----------------------	--------------------------

Pesticide Types:

A = Acaricide, AM = Acaricide Metabolite
 F = Fungicide, FM = Fungicide Metabolite
 H = Herbicide, HM = Herbicide Metabolite
 I = Insecticide, IM = Insecticide Metabolite
 N = Nitrification Inhibitor
 P = Plant Growth Regulator
 R = Insect Growth Regulator
 S = Herbicide Safener
 T = Nematicide

EPA Tolerance Codes:

EX = Exempt from the requirement of a tolerance.
 FF = All food/feed commodities tolerance except those covered by a higher tolerance.
 FU = Foreign use compound; there are no U.S. registrations.
 IN = Inadvertent/negligible residue tolerance.
 NT = No tolerance established.
 PH = Post-harvest application.
 TP = Tolerance is from parent compound.

Appendix F: Distribution of Residues by Pesticide in Butter

Appendix F shows residue detections for all compounds tested in butter, including range of values detected, range of Limits of Detection (LODs), and U.S. Environmental Protection Agency (EPA) tolerance references for each pair. The EPA tolerances cited in this summary and appendixes apply to 2022 and not to the current year. There may be instances where tolerances have been recently set, modified, or revoked that would have an effect on whether a residue is violative or not.

In 2022, the Pesticide Data Program (PDP) analyzed 531 butter samples. PDP detected 20 different residues for 19 distinct pesticides in the butter samples. All residue detections were lower than the established tolerances for those compounds with established tolerances.

PDP reports tolerance violations to FDA as part of an interagency Memorandum of Understanding between the U.S. Department of Agriculture and FDA. Residues reported to FDA are shown in the “Pesticide” column to the right of the pesticide name and are annotated as “X” (if the residue exceeded the established tolerance) or “V” (if the residue did not have a tolerance listed in the Code of Federal Regulations, Title 40, Part 180). In both cases, these annotations are followed by a number indicating the number of samples reported to FDA.

Results for environmental contaminants across all commodities, including butter, have been consolidated in a separate appendix because they have no registered uses and are not applied to crops (see Appendix G).

APPENDIX F. DISTRIBUTION OF RESIDUES BY PESTICIDE IN BUTTER

Pesticide	Pest. Type	Number of Samples	Samples With Detections	% of Samples With Detects	Range of Values Detected, ppm ^	Range of LODs, ppm ^	EPA Tolerance Level, ppm
3-Hydroxycarbofuran	IM	531				0.001	NT
Acephate	I	531				0.002	0.1
Acetamiprid	I	531				0.001	0.30
Acetochlor	H	531				0.001	0.02
Acibenzolar S methyl	F	531				0.015	NT
Afidopyropen	I	531	1	0.2	0.002	0.001	0.04
Alachlor	H	531				0.002	0.02
Aldicarb	I	531				0.001	NT
Aldicarb sulfone	IM	531				0.004	NT
Aldicarb sulfoxide	IM	531				0.002	NT
Ametoctradin	F	531				0.001	NT
Atrazine	H	531				0.001	0.02
Azinphos methyl	I	531				0.007	NT
Azoxystrobin	F	531				0.001	0.006
Bendiocarb	I	531				0.001	NT
Benoxacor	S	531				0.001	0.01
Benzovindiflupyr	F	531				0.002	0.02
Bifenthrin	I	531	143	26.9	0.002 - 0.004	0.001	1.0
Boscalid	F	531				0.001	0.10
Buprofezin	I	531				0.001	0.01
Carbaryl	I	531				0.001	1.0
Carbendazim (MBC) (V-1)	F	531	1	0.2	0.002	0.001	NT
Carbofuran	I	531				0.001	NT
Carfentrazone ethyl	H	531				0.005	0.05
Chlorantraniliprole	I	531				0.006	0.1
Chlorfenapyr	I	531				0.003	0.01 FF
Chlorfenvinphos total	I	531				0.002	NT
Chlorpropham	H	531	11	2.1	0.002 - 0.11	0.001	0.30
Chlorpyrifos	I	531				0.001	0.25
Chlorpyrifos oxygen analog	IM	531				0.001	0.25
Clethodim	H	531				0.009	0.05
Clomazone	H	531				0.003	NT
Clothianidin	I	531				0.002	0.02 TP
Coumaphos	I	531				0.002 - 0.006	0.5
Coumaphos oxygen analog	IM	531				0.004	0.5
Cyantraniliprole	I	531				0.003	0.20
Cyazofamid	F	531				0.007	NT
Cyfluthrin	I	531				0.030	5.0
Cyhalothrin, Total ¹	I	531	138	26	0.006 - 0.025	0.004	10.0
Cypermethrin	I	531				0.040	2.5
Cyprodinil	F	531				0.001	NT
Cyromazine	R	531				0.003	0.05
DCPA	H	531				0.001	NT
Deltamethrin ²	I	531				0.048	0.1
Diazinon	I	531				0.001	NT

Pesticide	Pest. Type	Number of Samples	Samples With Detections	% of Samples With Detects	Range of Values Detected, ppm ^	Range of LODs, ppm ^	EPA Tolerance Level, ppm
Diazinon oxygen analog	IM	531				0.001	NT
Dichlobenil	H	531				0.001	NT
Dichlorvos (DDVP)	I	531				0.004	0.5 FF
Dicloran	F	531				0.003 - 0.009	NT
Dicofol p,p'	I	531				0.001	22.0 IT
Dicrotophos	I	531				0.001	NT
Difenoconazole	F	531				0.001 - 0.004	0.02
Diflubenzuron	I	531				0.004	0.05
Dimethenamid	H	531				0.001	NT
Dimethoate	I	531				0.001 - 0.004	0.002
Dimethomorph	F	531				0.001	NT
Dinotefuran	I	531				0.007	0.05
Diphenamid	H	531				0.009	NT
Diphenylamine (DPA)	F	531	1	0.2	0.006	0.004	0.01
Disulfoton oxygen analog	IM	531				0.001	NT
Disulfoton sulfone	IM	531				0.001	NT
Disulfoton sulfoxide	IM	531				0.001	NT
Diuron	H	531				0.005	NT
Emamectin benzoate	I	510				0.001 - 0.007	0.003
Endosulfan I	IM	531				0.005	2.0 IT
Endosulfan II	IM	531				0.005	2.0 IT
Endosulfan sulfate	IM	531				0.021 - 0.042	2.0 IT
EPTC (S-ethyl dipropylthiocarbamate)	H	531				0.004	NT
Esfenvalerate+Fenvalerate Total	I	531				0.009	7.0
Ethalfuralin	H	531				0.003	NT
Ethiofencarb	I	471				0.003 - 0.018	NT
Ethion	I	531				0.004	NT
Ethoprop	I	531				0.001	NT
Etofenprox	I	531				0.004	0.60
Etoxazole	A	511				0.004	0.01
Famoxadone	F	531				0.009	0.06
Fenamidone	F	531				0.003	0.02
Fenamiphos	I	531				0.001	NT
Fenamiphos sulfone	IM	531				0.002	NT
Fenamiphos sulfoxide	IM	531				0.002	NT
Fenarimol	F	531				0.003	NT
Fenbuconazole	F	531				0.001	NT
Fenitrothion	I	531				0.003	NT
Fenpropathrin	I	531				0.003	2.0
Fenpyroximate	A	454	1	0.2	0.004	0.004	0.015
Fipronil	I	531	2	0.4	0.002 - 0.031	0.001	1.50
Fonicamid	I	531	1	0.2	0.002	0.001	0.05
Flubendiamide	I	512				0.001	1.0
Fludioxonil	F	531				0.007 - 0.024	0.01
Flumioxazin	H	531				0.004	NT
Fluopicolide	F	531				0.004	NT
Fluopyram	F	531				0.001	0.15

Pesticide	Pest. Type	Number of Samples	Samples With Detections	% of Samples With Detects	Range of Values Detected, ppm ^	Range of LODs, ppm ^	EPA Tolerance Level, ppm
Fluoxastrobin	F	531				0.004	0.75
Flupyradifurone	I	531				0.001	0.15
Fluridone	H	531				0.001	0.05
Flutriafol	F	531				0.001	0.02
Fluxapyroxad	F	531				0.001	0.15
Fonofos	I	531				0.004 - 0.007	NT
Hexythiazox	I	457				0.007	0.05
Hydroprene	R	531				0.004 - 0.012	0.2 FF
Imidacloprid	I	531	1	0.2	0.002	0.001	0.10
Iprodione	F	492				0.011 - 0.036	0.5
Kresoxim-methyl	F	531				0.002	NT
Linuron	H	531				0.002	0.05
Malathion	I	531				0.001	0.5
Malathion oxygen analog	IM	531				0.002	0.5
Mandipropamid	F	531				0.004	NT
Mefentrifluconazole	F	531				0.001	4
Metalaxyl/Mefenoxam ³	F	531				0.001	0.02
Methamidophos	I	531				0.001 - 0.005	0.1 TP
Methidathion	I	531				0.001	NT
Methiocarb	I	531				0.001	NT
Methomyl	I	531				0.003	NT
Methoprene	R	531				0.009 - 0.060	EX
Methoxychlor olefin	IM	531				0.001	NT
Methoxyfenozide	I	531	6	1.1	0.002	0.001 - 0.004	0.10
Metolachlor	H	531	2	0.4	0.002	0.001	0.02
Metrafenone	F	531				0.004	NT
Metribuzin	H	531				0.002	0.05
Mevinphos Total	I	531				0.002	NT
MGK-264	I	531				0.002	5 FF
Myclobutanil	F	531				0.001	0.2
Napropamide	H	531				0.002	NT
Norflurazon	H	531				0.001	0.1
Norflurazon desmethyl	HM	531				0.001	0.1
Novaluron	I	531	193	36.3	0.002 - 0.027	0.001	20
Omethoate	IM	531				0.003 - 0.010	0.002 TP
Oxadixyl	F	531				0.004	NT
Oxamyl	I	531				0.002	NT
Oxyfluorfen	H	531				0.004	0.01
Parathion ethyl	I	531				0.004	NT
Parathion methyl	I	531				0.003	NT
Parathion oxygen analog	IM	531				0.001	NT
Pendimethalin	H	531				0.004	0.04
Pentachloroaniline (PCA)	FM	531				0.001	NT
Pentachlorophenyl methyl sulfide (PCPMS)	FM	531				0.001	NT
Penthiopyrad	F	531				0.001	0.02
Permethrin cis	IM	531	77	14.5	0.002 - 0.016	0.001	3.0
Permethrin trans	IM	531	73	13.7	0.002 - 0.020	0.001	3.0

Pesticide	Pest. Type	Number of Samples	Samples With Detections	% of Samples With Detects	Range of Values Detected, ppm ^	Range of LODs, ppm ^	EPA Tolerance Level, ppm
Phenothrin	I	531				0.003	0.01 FF
Phenthoate	I	531				0.001	NT
Phorate	I	513				0.004	NT
Phorate oxygen analog	IM	531				0.001	NT
Phorate oxygen analog sulfone	IM	531				0.001	NT
Phorate oxygen analog sulfoxide	IM	531				0.001	NT
Phorate sulfone	IM	531				0.002	NT
Phorate sulfoxide	IM	531				0.001	NT
Phosalone	I	531				0.006	NT
Phosmet	I	531				0.006	0.1
Phosphamidon	I	531				0.001	NT
Picoxystrobin	F	531				0.001	0.01
Piperonyl butoxide	I	531	51	9.6	0.003 - 0.039	0.002	0.25
Pirimicarb	I	531				0.001	NT
Pirimiphos methyl	I	531				0.001	NT
Profenofos	I	531				0.004	0.01
Prometon	H	531				0.001	NT
Prometryn	H	531				0.001	NT
Pronamide (Propyzamide)	H	531				0.001	0.02
Propachlor	H	531				0.001	0.02
Propargite	I	531	4	0.8	0.012	0.007 - 0.048	2.0
Propetamphos	I	531				0.004	NT
Propiconazole	F	531				0.005	0.05
Pydiflumetofen	F	531				0.004	0.03
Pymetrozine	I	531				0.002	NT
Pyraclostrobin	F	531				0.001	0.1
Pyrimethanil	F	531				0.001	0.05
Pyriproxyfen	I	531				0.004	0.10 FF
Quinoxifen	F	531				0.001	NT
Quintozene (PCNB)	F	531				0.004	NT
Resmethrin trans	IM	531				0.003	3.0 SU
Simazine	H	531	1	0.2	0.007	0.004	0.03
Spiromesifen Total ⁴	I	531				0.003	0.25
Spirotetramat	I	531				0.002	0.01
Sulfoxaflor	I	531				0.001	0.3
Sulprofos	I	531				0.002	NT
Tebuconazole	F	531				0.001	0.1
Tebupirimfos	I	531				0.001	NT
Tebuthiuron	H	531				0.001	0.8
Tecnazene	P	531				0.001	NT
Tefluthrin	I	531				0.001	NT
Terbacil	H	531				0.004	NT
Terbufos sulfone	IM	531				0.001	NT
Tetrachlorvinphos	I	531				0.002	0.05
Tetraconazole	F	531	2	0.4	0.002	0.001 - 0.004	0.75
Tetradifon	I	531				0.003	NT
Tetrahydrophthalimide (THPI)	FM	512				0.015	0.10 TP

Pesticide	Pest. Type	Number of Samples	Samples With Detections	% of Samples With Detects	Range of Values Detected, ppm ^	Range of LODs, ppm ^	EPA Tolerance Level, ppm
Tetraniliprole	I	512				0.001	0.05
Thiabendazole	F	531	13	2.4	0.002 - 0.043	0.001 - 0.004	0.1
Thiacloprid	I	531				0.001	0.030 FU
Thiamethoxam	I	531				0.006	0.02
Thiobencarb	H	531				0.004	0.05
Triadimefon	F	531				0.001	NT
Trifloxystrobin	F	531				0.004	0.02
Triflumizole	F	531				0.002	NT
Trifluralin	H	531				0.001	NT
Vinclozolin	F	531				0.001	0.05 IT

Many of the listed tolerances are the sum of a parent compound and metabolite(s)/isomer(s). The reader is advised to refer to EPA for the complete listing of compounds in tolerance expressions. The cited tolerances apply to 2022 and not to the current year. There may be instances where a tolerance was recently set or revoked that would have an effect on whether a residue is violative or not.

NOTES

^ = Only one distinct detected concentration or LOD value was reported for the pair.

(V) = Residue was found where no tolerance was established by EPA. Following "V" are the number of occurrences.

Refer to pages 4 through 7 in Appendix L to see the number of occurrences broken down by sample origin (domestic, imported, or unknown) for a commodity/pesticide pair.

1 = Includes cyhalothrin lambda plus R157836 epimer.

2 = Deltamethrin includes parent Tralomethrin.

3 = Metalaxyl and mfenoxam have separate registrations. Mefenoxam is also known as Metalaxyl-M, which is one of the spatial isomers comprising metalaxyl. The spatial isomers of metalaxyl are analytically indistinguishable via multiresidue methods.

4 = Includes spiromesifen parent + enol metabolite.

Pesticide Types:

A = Acaricide

F = Fungicide, FM = Fungicide Metabolite

H = Herbicide, HM = Herbicide Metabolite

I = Insecticide, IM = Insecticide Metabolite

P = Plant Growth Regulator

R = Insect Growth Regulator

S = Herbicide Safener

EPA Tolerance Codes:

EX = Exempt from the requirement of a tolerance.

FF = All food/feed commodities tolerance except those covered by a higher tolerance.

FU = Foreign use compound; there are no U.S. registrations.

IT = Interim Tolerance/Temporary or time limited tolerance/Section 18.

NT = No tolerance established.

SU = Safe when used as a crack and crevice treatment in food establishments; no tolerance published.

TP = Tolerance is from parent compound.

Appendix G: Distribution of Residues for Environmental Contaminants

Appendix G shows residue detections across all commodities for 21 compounds identified as environmental contaminants, including range of values detected, range of Limits of Detection (LODs), and U.S. Environmental Protection Agency (EPA) tolerances or U.S. Food and Drug Administration (FDA) Action Levels for each pair. Results for environmental contaminants have been consolidated in this appendix because they have no registered uses and are not applied to crops.

The EPA tolerances cited in this summary and appendixes apply to 2022 and not to the current year. There may be instances where tolerances have been recently set, modified or revoked that would have an effect on whether a residue is violative or not.

Action Levels (ALs) are shown in this appendix, where applicable, and denote AL values established by FDA. ALs are used for environmental contaminants when tolerances are not available.

The Pesticide Data Program (PDP) reports tolerance violations to FDA as part of an interagency Memorandum of Understanding between the U.S. Department of Agriculture and FDA. Residues reported to FDA are shown in the “Pesticide/Commodity” column to the right of the commodity and are annotated as “X” (if the residue exceeded the established tolerance) or “V” (if the residue did not have a tolerance listed in the Code of Federal Regulations, Title 40, Part 180). In both cases, these annotations are followed by a number indicating the number of samples reported to FDA.

APPENDIX G. DISTRIBUTION OF RESIDUES FOR ENVIRONMENTAL CONTAMINANTS

Pesticide / Commodity	Number of Samples	Samples With Detections	% of Samples With Detections	Range of Values Detected, ppm ^	Range of LODs, ppm ^	EPA Tolerance Level, ppm
Aldrin (insecticide) (parent of Dieldrin)						
Baby Food - Green Beans	173	0			0.001	0.05 AL
Baby Food - Peaches	171	0			0.001 - 0.005	0.02 AL
Baby Food - Pears	177	0			0.001	0.03 AL
Baby Food - Sweet Potatoes	177	0			0.003	0.1 AL
Blueberries, Fresh	482	0			0.003	0.05 AL
Blueberries, Frozen	51	0			0.003	0.05 AL
Butter	531	0			0.001 - 0.004	0.3 AL
Carrots	177	0			0.020	0.1 AL
Celery	706	0			0.005	0.03 AL
Corn Grain	309	0			0.010	0.02 AL
Grapes	706	0			0.004	0.05 AL
Green Beans	530	0			0.001	0.05 AL
Mushrooms	707	0			0.001	NT
Peaches, Fresh	419	0			0.005	0.02 AL
Peaches, Frozen	258	0			0.005	0.02 AL
Peanut Butter	704	0			0.005	0.05 AL
Pears	708	0			0.004	0.03 AL
Plums	535	0			0.003 - 0.006	0.3 AL
Potatoes	529	0			0.020	0.1 AL
Soybean Grain	608	0			0.025	0.05 AL
Summer Squash	530	0			0.001 - 0.005	0.1 AL
Tomatoes	709	0			0.001 - 0.020	0.05 AL
Watermelon	<u>709</u>	<u>0</u>			0.005	0.1 AL
TOTAL	10,606	0				
BHC alpha (insecticide) (isomer of BHC)						
Baby Food - Green Beans	173	0			0.001	0.05 AL
Baby Food - Peaches	171	0			0.001 - 0.010	0.05 AL
Baby Food - Pears	177	0			0.001	0.05 AL
Baby Food - Sweet Potatoes	177	0			0.012	0.05 AL
Blueberries, Fresh	482	0			0.012	0.05 AL
Blueberries, Frozen	51	0			0.012	0.05 AL
Butter	531	0			0.001	0.3 AL
Carrots	177	0			0.005	0.3 AL
Celery	706	0			0.005	0.05 AL
Grapes	706	0			0.002	0.05 AL
Green Beans	530	0			0.001	0.05 AL
Mushrooms	707	0			0.001	NT
Peaches, Fresh	419	0			0.005	0.05 AL
Peaches, Frozen	258	0			0.005	0.05 AL
Peanut Butter	704	0			0.005	NT
Pears	708	0			0.002	0.05 AL
Plums	593	0			0.012	0.05 AL
Potatoes	529	0			0.005	0.05 AL
Soybean Grain	608	0			0.050	NT
Summer Squash	530	0			0.001 - 0.010	0.05 AL
Tomatoes	709	0			0.001 - 0.005	0.05 AL
Watermelon	<u>709</u>	<u>0</u>			0.010	0.05 AL
TOTAL	10,355	0				
BHC beta (isomer of BHC)						
Baby Food - Green Beans	173	0			0.001	0.05 AL
Baby Food - Peaches	171	0			0.001 - 0.005	0.05 AL
Baby Food - Sweet Potatoes	177	0			0.014	0.05 AL
Blueberries, Fresh	482	0			0.014	0.05 AL

Pesticide / Commodity	Number of Samples	Samples With Detections	% of Samples With Detections	Range of Values Detected, ppm ^	Range of LODs, ppm ^	EPA Tolerance Level, ppm
Blueberries, Frozen	51	0			0.014	0.05 AL
Celery	706	0			0.005	0.05 AL
Grapes	706	0			0.006	0.05 AL
Green Beans	530	0			0.001	0.05 AL
Peaches, Fresh	419	0			0.005	0.05 AL
Peaches, Frozen	258	0			0.005	0.05 AL
Peanut Butter	704	0			0.005	NT
Pears	708	0			0.006	0.05 AL
Plums	593	0			0.014	0.05 AL
Soybean Grain	608	0			0.050	NT
Summer Squash	530	0			0.001 - 0.005	0.05 AL
Watermelon	<u>709</u>	<u>0</u>			0.005	0.05 AL
TOTAL	7,525	0				
BHC delta (isomer of BHC)						
Baby Food - Green Beans	173	0			0.001	0.05 AL
Baby Food - Peaches	83	0			0.001	0.05 AL
Carrots	177	0			0.005	0.3 AL
Green Beans	530	0			0.001	0.05 AL
Peanut Butter	704	0			0.005	NT
Potatoes	529	0			0.005	0.05 AL
Summer Squash	269	0			0.001	0.05 AL
Tomatoes	<u>349</u>	<u>0</u>			0.005	0.05 AL
TOTAL	2,814	0				
BHC epsilon (isomer of BHC)						
Carrots	177	0			0.005	0.3 AL
Potatoes	529	0			0.005	0.05 AL
Tomatoes	<u>349</u>	<u>0</u>			0.005	0.05 AL
TOTAL	1,055	0				
Chlordane cis (insecticide) (isomer of Chlordane)						
Baby Food - Green Beans	173	0			0.001	0.1 AL
Baby Food - Peaches	83	0			0.001	0.1 AL
Baby Food - Pears	177	0			0.001	0.1 AL
Baby Food - Sweet Potatoes	177	0			0.010	0.1 AL
Blueberries, Fresh	482	0			0.010	0.1 AL
Blueberries, Frozen	51	0			0.010	0.1 AL
Butter	531	0			0.001	NT
Carrots	177	0			0.010	0.1 AL
Celery	706	0			0.005	0.1 AL
Grapes	706	0			0.002	0.1 AL
Green Beans	530	0			0.001	0.1 AL
Mushrooms	707	0			0.001	NT
Peaches, Fresh	419	0			0.005	0.1 AL
Peaches, Frozen	258	0			0.005	0.1 AL
Peanut Butter	704	0			0.005	0.1 AL
Pears	708	0			0.002	0.1 AL
Plums	593	0			0.010	0.1 AL
Potatoes	529	0			0.010	0.1 AL
Soybean Grain	608	0			0.025	NT
Summer Squash	269	7	2.6	0.002 - 0.013	0.001	0.1 AL
Tomatoes	<u>709</u>	<u>0</u>			0.001 - 0.010	0.1 AL
TOTAL	9,297	7				
Chlordane trans (isomer of Chlordane)						
Baby Food - Green Beans	173	0			0.001	0.1 AL

Pesticide / Commodity	Number of Samples	Samples With Detections	% of Samples With Detections	Range of Values Detected, ppm ^	Range of LODs, ppm ^	EPA Tolerance Level, ppm
Baby Food - Peaches	83	0			0.001	0.1 AL
Baby Food - Pears	177	0			0.001	0.1 AL
Baby Food - Sweet Potatoes	177	0			0.010	0.1 AL
Blueberries, Fresh	482	0			0.010	0.1 AL
Blueberries, Frozen	51	0			0.010	0.1 AL
Butter	531	0			0.001	NT
Carrots	177	0			0.010	0.1 AL
Celery	706	0			0.005	0.1 AL
Grapes	706	0			0.002	0.1 AL
Green Beans	530	0			0.001	0.1 AL
Mushrooms	707	0			0.001	NT
Peaches, Fresh	419	0			0.005	0.1 AL
Peaches, Frozen	258	0			0.005	0.1 AL
Peanut Butter	704	0			0.005	0.1 AL
Pears	708	0			0.002	0.1 AL
Plums	593	0			0.010	0.1 AL
Potatoes	529	0			0.010	0.1 AL
Soybean Grain	608	0			0.025	NT
Summer Squash	269	6	2.2	0.001 - 0.011	0.001	0.1 AL
Tomatoes	<u>709</u>	<u>0</u>			0.001 - 0.010	0.1 AL
TOTAL	9,297	6				
DDD o,p' (metabolite of DDT)						
Baby Food - Green Beans	173	0			0.001	0.2 AL
Baby Food - Peaches	83	0			0.001	0.2 AL
Baby Food - Pears	177	0			0.001	0.1 AL
Baby Food - Sweet Potatoes	177	0			0.001	1.0 AL
Blueberries, Fresh	482	0			0.001	0.1 AL
Blueberries, Frozen	51	0			0.001	0.1 AL
Butter	531	0			0.001	1.25 AL
Corn Grain	281	0			0.020	0.5 AL
Green Beans	530	0			0.001	0.2 AL
Mushrooms	707	0			0.001	0.5 AL
Peanut Butter	704	0			0.005	0.2 AL
Plums	593	0			0.001	0.2 AL
Summer Squash	269	0			0.001	0.1 AL
Tomatoes	<u>360</u>	<u>0</u>			0.001	0.05 AL
TOTAL	5,118	0				
DDD p,p' (metabolite of DDT)						
Baby Food - Peaches	88	0			0.005	0.2 AL
Baby Food - Pears	177	0			0.001	0.1 AL
Baby Food - Sweet Potatoes	177	0			0.005	1.0 AL
Blueberries, Fresh	482	0			0.005	0.1 AL
Blueberries, Frozen	51	0			0.005	0.1 AL
Butter	531	0			0.001	1.25 AL
Carrots	177	0			0.005	3.0 AL
Celery	706	0			0.005	0.5 AL
Corn Grain	309	0			0.001	0.5 AL
Mushrooms	707	0			0.001	0.5 AL
Peaches, Fresh	419	0			0.005	0.2 AL
Peaches, Frozen	258	0			0.005	0.2 AL
Plums	593	0			0.005	0.2 AL
Potatoes	529	0			0.005	1.0 AL
Summer Squash	261	0			0.005	0.1 AL
Tomatoes	709	0			0.001 - 0.005	0.05 AL
Watermelon	<u>709</u>	<u>0</u>			0.005	0.1 AL
TOTAL	6,883	0				

Pesticide / Commodity	Number of Samples	Samples With Detections	% of Samples With Detections	Range of Values Detected, ppm ^	Range of LODs, ppm ^	EPA Tolerance Level, ppm
DDE o,p' (metabolite of DDT)						
Baby Food - Green Beans	173	0			0.001	0.2 AL
Baby Food - Peaches	83	0			0.001	0.2 AL
Baby Food - Sweet Potatoes	177	0			0.001	1.0 AL
Blueberries, Fresh	482	0			0.001	0.1 AL
Blueberries, Frozen	51	0			0.001	0.1 AL
Corn Grain	281	0			0.001	0.5 AL
Grapes	706	0			0.004	0.05 AL
Green Beans	530	0			0.001	0.2 AL
Peanut Butter	704	0			0.005	0.2 AL
Pears	708	0			0.004	0.1 AL
Plums	593	0			0.001	0.2 AL
Soybean Grain	608	0			0.003	0.2 AL
Summer Squash	<u>269</u>	<u>0</u>			0.001	0.1 AL
TOTAL	5,365	0				
DDE p,p' (metabolite of DDT)						
Baby Food - Green Beans	173	0			0.001	0.2 AL
Baby Food - Peaches	83	0			0.001	0.2 AL
Baby Food - Pears	177	0			0.001	0.1 AL
Baby Food - Sweet Potatoes	177	0			0.010	1.0 AL
Blueberries, Fresh	482	0			0.010	0.1 AL
Blueberries, Frozen	51	0			0.010	0.1 AL
Butter	531	188	35.4	0.002 - 0.016	0.001	1.25 AL
Carrots	177	0			0.010	3.0 AL
Celery	706	10	1.4	0.005 - 0.010	0.005	0.5 AL
Corn Grain	309	0			0.001	0.5 AL
Grapes	706	0			0.002	0.05 AL
Green Beans	530	3	0.6	0.001 - 0.003	0.001	0.2 AL
Mushrooms	707	0			0.001	0.5 AL
Peaches, Fresh	419	0			0.005	0.2 AL
Peaches, Frozen	258	0			0.005	0.2 AL
Peanut Butter	704	0			0.005	0.2 AL
Pears	708	0			0.002	0.1 AL
Plums	593	0			0.010	0.2 AL
Potatoes	529	12	2.3	0.005 - 0.009	0.005	1.0 AL
Soybean Grain	608	0			0.003	0.2 AL
Summer Squash	269	14	5.2	0.001 - 0.007	0.001	0.1 AL
Tomatoes	<u>709</u>	<u>0</u>			0.001 - 0.005	0.05 AL
TOTAL	9,606	227				
DDT o,p'+ DDD, pp' Total (insecticide)						
Soybean Grain	<u>608</u>	<u>0</u>			0.003	0.2 AL
TOTAL	608	0				
DDT o,p' (insecticide)						
Baby Food - Green Beans	173	0			0.001	0.2 AL
Baby Food - Peaches	83	0			0.001	0.2 AL
Baby Food - Pears	177	0			0.001	0.1 AL
Butter	531	0			0.001	1.25 AL
Grapes	706	0			0.004	0.05 AL
Green Beans	530	0			0.001	0.2 AL
Mushrooms	707	0			0.001	0.5 AL
Peanut Butter	704	0			0.005	0.2 AL
Pears	708	0			0.004	0.1 AL
Summer Squash	269	12	4.5	0.001 - 0.007	0.001	0.1 AL

Pesticide / Commodity	Number of Samples	Samples With Detections	% of Samples With Detections	Range of Values Detected, ppm ^	Range of LODs, ppm ^	EPA Tolerance Level, ppm
Tomatoes	360	0			0.001	0.05 AL
TOTAL	4,948	12				
DDT p,p' (insecticide)						
Baby Food - Green Beans	87	0			0.001	0.2 AL
Baby Food - Peaches	83	0			0.001	0.2 AL
Baby Food - Pears	177	0			0.001	0.1 AL
Baby Food - Sweet Potatoes	177	0			0.001	1.0 AL
Blueberries, Fresh	482	0			0.001	0.1 AL
Blueberries, Frozen	51	0			0.001	0.1 AL
Butter	531	0			0.001 - 0.007	1.25 AL
Carrots	177	0			0.010	3.0 AL
Celery	706	0			0.005	0.5 AL
Corn Grain	309	0			0.005	0.5 AL
Grapes	706	0			0.008	0.05 AL
Green Beans	473	0			0.001	0.2 AL
Mushrooms	688	0			0.003 - 0.006	0.5 AL
Peaches, Fresh	419	0			0.005	0.2 AL
Peaches, Frozen	258	0			0.005	0.2 AL
Peanut Butter	704	0			0.005	0.2 AL
Pears	708	0			0.008	0.1 AL
Plums	593	1	0.2	0.001	0.001	0.2 AL
Potatoes	529	1	0.2	0.013	0.010	1.0 AL
Soybean Grain	608	0			0.013	0.2 AL
Summer Squash	208	7	3.4	0.001 - 0.008	0.001	0.1 AL
Tomatoes	709	0			0.001 - 0.010	0.05 AL
TOTAL	9,383	9				
Dieldrin (insecticide) (also a metabolite of Aldrin)						
Baby Food - Green Beans	173	0			0.003	0.05 AL
Baby Food - Peaches	83	0			0.003	0.02 AL
Baby Food - Pears	177	0			0.002	0.03 AL
Baby Food - Sweet Potatoes	177	0			0.010	0.1 AL
Blueberries, Fresh	482	0			0.010	0.05 AL
Blueberries, Frozen	51	0			0.010	0.05 AL
Butter	531	1	0.2	0.005	0.003	0.3 AL
Carrots	177	0			0.020	0.1 AL
Celery	706	0			0.005	0.03 AL
Corn Grain	309	0			0.010	0.02 AL
Grapes	706	0			0.008	0.05 AL
Green Beans	530	0			0.003	0.05 AL
Mushrooms	707	0			0.002	NT
Peaches, Fresh	419	0			0.005	0.02 AL
Peaches, Frozen	258	0			0.005	0.02 AL
Peanut Butter	704	0			0.010	0.05 AL
Pears	708	0			0.008	0.03 AL
Plums	593	0			0.010	0.3 AL
Potatoes	529	0			0.020	0.1 AL
Soybean Grain	608	0			0.025	0.05 AL
Summer Squash	239	9	3.8	0.003 - 0.040	0.003	0.1 AL
Tomatoes	709	0			0.002 - 0.020	0.05 AL
TOTAL	9,576	10				
Endrin (insecticide)						
Baby Food - Green Beans	173	0			0.003	NT
Baby Food - Peaches	171	0			0.003 - 0.010	NT
Baby Food - Pears	177	0			0.005	NT
Baby Food - Sweet Potatoes	177	0			0.010	NT

Pesticide / Commodity	Number of Samples	Samples With Detections	% of Samples With Detections	Range of Values Detected, ppm ^	Range of LODs, ppm ^	EPA Tolerance Level, ppm
Blueberries, Fresh	482	0			0.010	NT
Blueberries, Frozen	51	0			0.010	NT
Butter	531	0			0.006	NT
Carrots	177	0			0.020	NT
Celery	706	0			0.005	NT
Green Beans	530	0			0.003	NT
Mushrooms	707	0			0.005	NT
Peaches, Fresh	419	0			0.005	NT
Peaches, Frozen	258	0			0.005	NT
Peanut Butter	704	0			0.010	NT
Plums	593	0			0.010	NT
Potatoes	529	0			0.020	NT
Soybean Grain	608	0			0.050	NT
Summer Squash (V-7)	530	7	1.3	0.003 - 0.014	0.003 - 0.005	NT
Tomatoes	709	0			0.005 - 0.020	NT
Watermelon (V-1)	<u>709</u>	<u>1</u>	0.1	0.013	0.005	NT
TOTAL	8,941	8				

Heptachlor (insecticide)

Baby Food - Green Beans	173	0			0.001	NT
Baby Food - Peaches	171	0			0.001	0.05 AL
Baby Food - Pears	177	0			0.001	0.05 AL
Baby Food - Sweet Potatoes	177	0			0.002	NT
Blueberries, Fresh	482	0			0.002	0.05 AL
Blueberries, Frozen	51	0			0.002	0.05 AL
Butter	531	0			0.001	NT
Carrots	177	0			0.025	NT
Celery	706	0			0.005	0.05 AL
Grapes	706	0			0.002	0.05 AL
Green Beans	530	0			0.001	NT
Mushrooms	707	0			0.001	NT
Peaches, Fresh	419	0			0.005	0.05 AL
Peaches, Frozen	258	0			0.005	0.05 AL
Peanut Butter	704	0			0.005	NT
Pears	708	0			0.002	0.05 AL
Plums	593	0			0.002	0.05 AL
Potatoes	529	0			0.025	NT
Summer Squash	530	0			0.001	0.05 AL
Tomatoes	709	0			0.001 - 0.025	NT
Watermelon	<u>709</u>	<u>0</u>			0.001	0.05 AL
TOTAL	9,747	0				

Heptachlor epoxide (metabolite of Heptachlor)

Baby Food - Green Beans	173	0			0.001	NT
Baby Food - Peaches	171	0			0.001	0.05 AL
Baby Food - Pears	177	0			0.002	0.05 AL
Baby Food - Sweet Potatoes	177	0			0.005	NT
Blueberries, Fresh	482	0			0.005	0.05 AL
Blueberries, Frozen	51	0			0.005	0.05 AL
Butter	531	0			0.003	0.05 AL
Carrots	177	0			0.040	NT
Celery	706	0			0.005	0.05 AL
Grapes	706	0			0.004	0.05 AL
Green Beans	530	0			0.001	NT
Mushrooms	707	0			0.002	NT
Peaches, Fresh	419	0			0.005	0.05 AL
Peaches, Frozen	258	0			0.005	0.05 AL
Peanut Butter	704	0			0.005	NT
Pears	708	0			0.004	0.05 AL

Pesticide / Commodity	Number of Samples	Samples With Detections	% of Samples With Detections	Range of Values Detected, ppm ^	Range of LODs, ppm ^	EPA Tolerance Level, ppm
Plums	593	0			0.005	0.05 AL
Potatoes	529	0			0.040	NT
Soybean Grain	608	0			0.12	NT
Summer Squash	530	17	3.2	0.001 - 0.008	0.001	0.05 AL
Tomatoes	709	0			0.002 - 0.040	NT
Watermelon	<u>709</u>	<u>0</u>			0.001	0.05 AL
TOTAL	10,355	17				

Hexachlorobenzene - HCB (fungicide) (metabolite and impurity of Quintozene)

Baby Food - Green Beans	173	0			0.001	0.1
Baby Food - Peaches	171	0			0.001 - 0.005	NT
Carrots	177	0			0.005	NT
Celery	706	0			0.005	NT
Green Beans	530	0			0.001	0.1
Peaches, Fresh	419	0			0.005	NT
Peaches, Frozen	258	0			0.005	NT
Peanut Butter	704	0			0.005	1.0
Potatoes	529	0			0.005	0.1
Soybean Grain	608	0			0.050	0.02
Summer Squash	530	0			0.001 - 0.005	NT
Tomatoes	349	0			0.005	0.1
Watermelon	<u>709</u>	<u>0</u>			0.005	NT
TOTAL	5,863	0				

Lindane - BHC gamma (insecticide) (also an isomer of BHC)

Baby Food - Green Beans	173	0			0.001	0.5 AL
Baby Food - Peaches	171	0			0.001 - 0.005	NT
Baby Food - Pears	177	0			0.001	NT
Baby Food - Sweet Potatoes	177	0			0.013	0.5 AL
Blueberries, Fresh	482	0			0.013	0.5 AL
Blueberries, Frozen	51	0			0.013	0.5 AL
Butter	531	0			0.001	0.3 AL
Carrots	177	0			0.005	0.5 AL
Celery	706	0			0.005	NT
Corn Grain	309	0			0.001	0.1 AL
Green Beans	530	0			0.001	0.5 AL
Mushrooms	707	0			0.001	NT
Peaches, Fresh	419	0			0.005	NT
Peaches, Frozen	258	0			0.005	NT
Peanut Butter	704	0			0.005	NT
Plums	593	0			0.013	NT
Potatoes	529	0			0.005	0.5 AL
Soybean Grain	608	0			0.003	NT
Summer Squash	530	0			0.001 - 0.005	NT
Tomatoes	709	0			0.001 - 0.005	NT
Watermelon	<u>709</u>	<u>0</u>			0.005	NT
TOTAL	9,250	0				

Mirex (insecticide)

Baby Food - Green Beans	173	0			0.001	NT
Baby Food - Peaches	83	0			0.001	NT
Baby Food - Sweet Potatoes	177	0			0.001	NT
Blueberries, Fresh	482	0			0.001	NT
Blueberries, Frozen	51	0			0.001	NT
Green Beans	530	0			0.001	NT
Peanut Butter	234	0			0.005	NT
Plums	593	0			0.001	NT
Summer Squash	<u>269</u>	<u>0</u>			0.001	NT
TOTAL	2,592	0				

Pesticide / Commodity	Number of Samples	Samples With Detections	% of Samples With Detections	Range of Values Detected, ppm ^	Range of LODs, ppm ^	EPA Tolerance Level, ppm
------------------------------	--------------------------	--------------------------------	-------------------------------------	--	-----------------------------	---------------------------------

NOTES

^ = When a range is not listed, only one distinct detected concentration or LOD value was reported for the pesticide/commodity pair.

AL = Numbers shown are Action Levels established by FDA for some pesticides. Under the Food Quality Protection Act, responsibility for establishing tolerances in lieu of action levels has been transferred to EPA. In the interim, action levels are used.

NT = No tolerance level was set for that pesticide/commodity pair.

(V) = Residue was found where no tolerance was established by EPA. Following "V" are the number of occurrences. Refer to pages 4 through 7 in Appendix L to see the number of occurrences broken down by sample origin (domestic, imported, or unknown).

Appendix H: Sample Origin by State or Country

(Determined by Grower, Packer, or Distributor)

Appendix H gives the number of samples per State or country of origin and the number of samples of unknown origin. Where available, the origin of fresh commodities is taken from the grower or packer information. For processed commodities, origin is determined primarily by packer or distributor.

As shown in Appendix H, samples originated from 43 States and 19 foreign countries. There were 456 domestic samples from unknown States. There were an additional 76 samples from unknown origins. Overall, 70.0 percent of samples were from U.S. sources, 29.2 percent were imports from single countries, less than 0.1 percent were of mixed national origin, and 0.8 percent were of unknown origin.

Corn grain and soybean grain are excluded from Appendix H because the targeted grain samples rely on a different sampling frame and are not collected from routine Pesticide Data Program (PDP) sample collection locations. The origins for the corn grain samples are shown on figure 4 and the origins for the soybean grain samples are shown on figure 5.

APPENDIX H. SAMPLE ORIGIN BY STATE OR COUNTRY ¹
(Determined by Grower, Packer, or Distributor)

Part 1. Domestic Samples

	Fresh F&V													Processed F&V						Dairy	Nuts	# of	% of	
	BB	CE	CR	GB	GR	MU	PC	PE	PO	PU	SS	TO	WM	BZ	HZ	IG	IH	IP	IS	BU	PB	Samples	Total	
Alabama				4	1		1				1	3										10	0.1	
Arizona		7	6	2							3	6	7	1	2					6	5	45	0.5	
Arkansas		3		1	1	4		1		2				1	6				3	18	18	58	0.6	
California	72	513	89	46	278	137	199	82	83	343	52	38	100	4	81				1	82	39	2239	23.0	
Colorado		9	1	14	3	9	7	6	21	8	13	11	6	1	1					3	10	123	1.3	
Connecticut				1								1	1									3	<0.1	
Delaware										3			1									4	<0.1	
Florida	24	33	7	94	1	30				22	43	117	52		6					4	4	437	4.5	
Georgia	5		2	17	2		2		1		26	2	16									73	0.7	
Idaho							5		132					2	14					3	4	160	1.6	
Illinois	3	3	2	5	1	5			7	3	2	1		2	5			3	2	33	40	117	1.2	
Indiana								3				5	6									14	0.1	
Iowa																				2		2	<0.1	
Kansas																				12		12	0.1	
Kentucky																					3	3	<0.1	
Maine		1	1	1		2			2			1			2					5	2	17	0.2	
Maryland	1	5		19	5	34	9	7	3	7	11	4	18		2	4		4	5	4	10	152	1.6	
Massachusetts								1	2													8	11	0.1
Michigan	11	14	1	11		9	3		7	2	23	13	11	2	17	138	27	97	103	27	23	539	5.5	
Minnesota					3		1		7						6			1		86	173	277	2.8	
Missouri													3							5	5	13	0.1	
Montana																				3		3	<0.1	
Nebraska									2													2	<0.1	
Nevada		4																				4	<0.1	
New Hampshire																				8	1	9	0.1	
New Jersey	20			13	5		9		2	4	10	4	2		1			2		2	3	77	0.8	
New York	1			8	1	3		4	25	1	14	9	9	2	11	21	7	38	43	43	16	256	2.6	
North Carolina	8			1			1		7		16	11	3		3					7	12	69	0.7	
North Dakota									2													2	<0.1	
Ohio			8	15	5	13	7	8	11	9	20	8	4		23		1			22	186	340	3.5	
Oklahoma						6																6	0.1	
Oregon	14			2		1		121	11	1	4		1							13	1	169	1.7	
Pennsylvania	1			4		137	3		8		2	1	2	1	1					13	19	192	2.0	
Rhode Island															1					2	10	13	0.1	
South Carolina								32			1	1	1									35	0.4	
Tennessee											2	9								1	2	14	0.1	
Texas	6	17	7	15	6	63	7	13	55	6	20	14	21	2	20		2		32	40	346	3.5		
Utah							1		2		1											4	<0.1	
Vermont																				10		10	0.1	
Virginia				2					2		1	2									2	9	0.1	
Washington	6	8		8		1	7	322	62	2	7	3	3	1	2					25	1	458	4.7	
Wisconsin									13		1									22		36	0.4	
Wyoming						2																2	<0.1	
Unknown State	8	18	2	43	11	124	20	34	6	18	32	23	71		5	4		4	5	16	12	456	4.7	
# of Domestic	180	635	126	326	323	580	314	602	498	403	306	288	339	19	209	167	37	147	164	509	649	6,821		
% of Total	37	90	71	62	46	82	75	85	94	68	58	41	48	37	81	97	22	83	93	96	92		70.0	

Part 2. Imported Samples

	Fresh F&V													Processed F&V						Dairy	Nuts	# of	% of	
	BB	CE	CR	GB	GR	MU	PC	PE	PO	PU	SS	TO	WM	BZ	HZ	IG	IH	IP	IS	BU	PB	Samples	Total	
Argentina							2	86		1				1	3							1	94	1.0
Brazil					2																		2	<0.1
Canada	27	9	36			113			30	2	38			20	1	2						48	326	3.3
Chile	76		1		185		102	17		177				4	22	126	9						719	7.4
Colombia																		7	2				9	0.1
Finland																				2			2	<0.1
France																		10		5			15	0.2
Greece															20								20	0.2
Guatemala				36								74											110	1.1
Honduras												27											27	0.3
Ireland																				8			8	0.1
Israel			3																				3	<0.1
Mexico	130	54	11	167	71	4	1				206	380	263	3									1290	13.2
New Zealand																				2			2	<0.1
Panama												2											2	<0.1
Peru	69				122									3									194	2.0
Poland																2			8				10	0.1
South Africa					2			1		8													11	0.1
Turkey														1	3								4	<0.1
# of Imports	302	63	51	203	382	117	105	104	30	186	208	418	366	32	49	2	128	26	10	17	49	2848		
% of Total	63	9	29	38	54	17	25	15	6	31	39	59	52	63	19	1	75	15	6	3	7		29.2	

Part 3. Mixed National Origin Samples

	Fresh F&V													Processed F&V						Dairy	Nuts	# of	% of	
	BB	CE	CR	GB	GR	MU	PC	PE	PO	PU	SS	TO	WM	BZ	HZ	IG	IH	IP	IS	BU	PB	Samples	Total	
Chile / USA																	3						3	< 0.1
# of Mixed National Origin Samples																	3						3	
% of Total																	2							< 0.1

Part 4. Unknown Origin Samples

	Fresh F&V													Processed F&V						Dairy	Nuts	# of	% of
	BB	CE	CR	GB	GR	MU	PC	PE	PO	PU	SS	TO	WM	BZ	HZ	IG	IH	IP	IS	BU	PB	Samples	Total
Unknown Origin		8		1	1	10		2	1	4	16	3	4			4	3	4	3	5	7	76	
% of Total		1		0	0	1		0	0	1	3	0	1			2	2	2	2	1	1		0.8

Sample Totals: 482 706 177 530 706 707 419 708 529 593 530 709 709 51 258 173 171 177 177 531 705 9,748

NOTES

1 = Excludes corn and soybean grain samples. The origins for corn and soybean grain samples are shown on figures 4 and 5.

Commodity Legend

BB = Blueberries, Fresh	HZ = Peaches, Frozen	PC = Peaches, Fresh
BU = Butter	IG = Baby Food - Green Beans	PE = Pears
BZ = Blueberries, Frozen	IH = Baby Food - Peaches	PO = Potatoes
CE = Celery	IP = Baby Food - Pears	PU = Plums
CR = Carrots	IS = Baby Food - Sweet Potatoes	SS = Summer Squash
GB = Green Beans	MU = Mushrooms	TO = Tomatoes
GR = Grapes	PB = Peanut Butter	WM = Watermelon

Appendix I: Import Versus Domestic Pesticide Residue Comparisons

The Pesticide Data Program is designed to provide a comprehensive statistical picture of pesticide residues in the U.S. food supply, representing all sources, including imports. Most commodities consumed are generally produced in the United States with import components that vary by commodity. However, several commodities tested over the past several years were cyclical; that is, part of the year the commodity was produced domestically and part of the year it was imported.

Appendix I compares residue data reported for samples originating in the United States with those of the same commodity from major exporting countries in 2022. Residue data for domestic grapes are compared with data for samples originating in both Chile and Peru. Residue data for domestic tomatoes are compared with data for samples originating in Mexico. These commodities were selected because they are fresh products collected all 12 months of the year and they have more than 100 data points (samples) for each of the countries compared. Only residues detected in more than 5 percent of all samples are included in each comparison. All pesticides detected were registered in the United States. However, the profiles of residue findings were markedly different in the United States samples versus samples from these exporting countries. The differences in residue detections between countries were likely due to the pesticides used in response to pest pressures based on differing environmental and climatic conditions as well as crop production and protection practices.

Appendix I. Import Versus Domestic Pesticide Residue Comparisons

2022 Distribution of Residues for Grape Samples Originating in Chile and Peru Versus United States

(Only Pesticides with Residue Detections in at least 5 Percent of all Samples)

Pesticide	Origin	# of Samples Analyzed	# of Samples W/ Detections	% of Samples W/ Detections	Range of Detections, ppm ^	EPA Tolerance, ppm
Acetamiprid	USA	323	23	7.1	0.011 - 0.44	0.35
	Chile	185	47	25.4	0.010 - 1.0	0.35
	Peru	122	14	11.5	0.011 - 0.25	0.35
Azoxystrobin	USA	323	14	4.3	0.0023 - 0.18	2.0
	Chile	185	23	12.4	0.003 - 0.16	2.0
	Peru	122	21	17.2	0.0022 - 0.044	2.0
Boscalid	USA	323	136	42.1	0.0051 - 0.31	5.0
	Chile	185	104	56.2	0.0051 - 0.49	5.0
	Peru	122	78	63.9	0.0052 - 0.32	5.0
Buprofezin	USA	323	77	23.8	0.0012 - 0.15	2.5
	Chile	185	2	1.1	0.0011 - 0.0023	2.5
	Peru	122	9	7.4	0.0012 - 0.0029	2.5
Chlorantraniliprole	USA	323	60	18.6	0.0082 - 0.15	2.5
	Chile	185	25	13.5	0.0083 - 0.058	2.5
	Peru	122				2.5
Cyflufenamid	USA	323	142	44	0.003 - 0.082	0.15
	Chile	185	1	0.5	0.069	0.15
	Peru	122	5	4.1	0.003 - 0.0083	0.15
Cyprodinil	USA	323	143	44.3	0.005 - 2.5	3.0
	Chile	185	110	59.5	0.0051 - 1.02	3.0
	Peru	122	39	32	0.0054 - 0.81	3.0
Difenoconazole	USA	323	15	4.6	0.0017 - 0.030	3.0
	Chile	185	120	64.9	0.0011 - 0.060	3.0
	Peru	122	49	40.2	0.0011 - 0.086	3.0
Etoxazole	USA	323	23	7.1	0.0014 - 0.030	0.50
	Chile	185				0.50
	Peru	122	13	10.7	0.0012 - 0.0071	0.50
Fenhexamid	USA	323	116	35.9	0.010 - 1.3	4
	Chile	185	101	54.6	0.011 - 1.1	4
	Peru	122	45	36.9	0.013 - 0.78	4

Pesticide	Origin	# of Samples Analyzed	# of Samples W/ Detections	% of Samples W/ Detections	Range of Detections, ppm ^	EPA Tolerance, ppm
Fludioxonil	USA	323	96	29.7	0.010 - 0.45	2.0
	Chile	185	100	54.1	0.014 - 0.41	2.0
	Peru	122	27	22.1	0.011 - 0.30	2.0
Fluopyram	USA	323	190	58.8	0.0011 - 0.42	2.0
	Chile	185	93	50.3	0.0011 - 0.41	2.0
	Peru	122	62	50.8	0.0011 - 0.077	2.0
Flutriafol	USA	323	47	14.6	0.0022 - 0.11	1.5
	Chile	185	4	2.2	0.0022 - 0.046	1.5
	Peru	122	14	11.5	0.0026 - 0.24	1.5
Imidacloprid	USA	323	28	8.7	0.020 - 0.50	1.0
	Chile	185	17	9.2	0.048 - 0.34	1.0
	Peru	122	13	10.7	0.020 - 0.71	1.0
Isofetamid	USA	323	14	4.3	0.0021 - 0.043	3.0
	Chile	185	32	17.3	0.0012 - 0.40	3.0
	Peru	122				3.0
Methoxyfenozide	USA	323	101	31.3	0.001 - 0.28	1.0
	Chile	185	8	4.3	0.001 - 0.010	1.0
	Peru	122	1	0.8	0.055	1.0
Metrafenone	USA	323	92	28.5	0.005 - 0.65	4.5
	Chile	185	45	24.3	0.0056 - 0.23	4.5
	Peru	122	11	9	0.0051 - 0.055	4.5
Myclobutanil	USA	323	35	10.8	0.0081 - 0.15	1.0
	Chile	185	47	25.4	0.008 - 0.15	1.0
	Peru	122	40	32.8	0.0082 - 0.17	1.0
Pydiflumetofen	USA	323	71	22	0.010 - 0.23	1.5
	Chile	185				1.5
	Peru	122				1.5
Pyraclostrobin	USA	323	88	27.2	0.0055 - 0.33	2.0
	Chile	185	15	8.1	0.0052 - 0.20	2.0
	Peru	122	15	12.3	0.0065 - 0.098	2.0
Pyrimethanil	USA	323	44	13.6	0.0041 - 1.7	5.0
	Chile	185	118	63.8	0.004 - 6.6	5.0
	Peru	122	13	10.7	0.0099 - 1.2	5.0
Pyriofenone	USA	323	7	2.2	0.015 - 0.059	1.5
	Chile	185	8	4.3	0.0063 - 0.16	1.5
	Peru	122	11	9	0.0056 - 0.082	1.5

Pesticide	Origin	# of Samples Analyzed	# of Samples W/ Detections	% of Samples W/ Detections	Range of Detections, ppm ^	EPA Tolerance, ppm
Quinoxifen	USA	323	126	39	0.001 - 0.097	2.0
	Chile	185	53	28.6	0.0014 - 0.17	2.0
	Peru	122	9	7.4	0.0013 - 0.010	2.0
Spirotetramat	USA	323	86	26.6	0.003 - 0.067	1.3
	Chile	185	24	13	0.0032 - 0.037	1.3
	Peru	122	10	8.2	0.0037 - 0.019	1.3
Sulfoxaflor	USA	323	37	11.5	0.010 - 0.27	2.0
	Chile	185	26	14.1	0.018 - 0.33	2.0
	Peru	122	18	14.8	0.013 - 0.25	2.0
Tebuconazole	USA	323	114	35.3	0.002 - 0.40	6
	Chile	185	107	57.8	0.0021 - 0.73	6
	Peru	122	45	36.9	0.0026 - 0.26	6
Tetraconazole	USA	323	81	25.1	0.0052 - 0.46	0.20
	Chile	185	2	1.1	0.004 - 0.0053	0.20
	Peru	122	2	1.6	0.048 - 0.10	0.20
Trifloxystrobin	USA	323	123	38.1	0.001 - 0.24	2.0
	Chile	185	33	17.8	0.001 - 0.042	2.0
	Peru	122	12	9.8	0.0014 - 0.032	2.0

NOTE: The Limits of Detection (LODs) for pesticide detections in grapes are listed in Appendix B.

**2022 Distribution of Residues for Tomato Samples
Originating in Mexico Versus United States
(Only Pesticides with Residue Detections in at least 5 Percent of all Samples)**

Pesticide	Origin	# of Samples Analyzed	# of Samples W/ Detections	% of Samples W/ Detections	Range of Detections, ppm ^	EPA Tolerance, ppm
Acetamiprid	USA	288	10	3.5	0.0017 - 0.036	0.20
	Mexico	380	30	7.9	0.0017 - 0.038	0.20
Azoxystrobin	USA	288	11	3.8	0.0017 - 0.033	0.2
	Mexico	380	80	21.1	0.0017 - 0.083	0.2
Bifenthrin	USA	288	79	27.4	0.0017 - 0.055	0.3
	Mexico	380	42	11.1	0.0017 - 0.048	0.3
Boscalid	USA	288	19	6.6	0.0017 - 0.031	3.0
	Mexico	380	95	25	0.0017 - 0.11	3.0
Buprofezin	USA	288	31	10.8	0.0011 - 0.092	2.0
	Mexico	380	39	10.3	0.0017 - 0.056	2.0
Chlorantraniliprole	USA	288	27	9.4	0.0025 - 0.061	1.4
	Mexico	380	25	6.6	0.0025 - 0.010	1.4
Chlorfenapyr	USA	288	4	1.4	0.0037 - 0.014	2
	Mexico	380	40	10.5	0.0037 - 0.069	2
Clothianidin	USA	288	8	2.8	0.0025 - 0.006	0.25
	Mexico	380	33	8.7	0.0025 - 0.014	0.25
Cyantraniliprole	USA	149	14	9.4	0.0038 - 0.016	2.0
	Mexico	248	20	8.1	0.0038 - 0.028	2.0
Cyprodinil	USA	288	33	11.5	0.0017 - 0.043	1.5
	Mexico	380	47	12.4	0.0017 - 0.19	1.5
Difenoconazole	USA	288	81	28.1	0.0017 - 0.068	0.60
	Mexico	380	93	24.5	0.0017 - 0.24	0.60
Dinotefuran	USA	288	57	19.8	0.010 - 0.14	0.7
	Mexico	380	17	4.5	0.010 - 0.052	0.7
Fenpyroximate	USA	288	26	9	0.0017 - 0.032	0.20
	Mexico	380	32	8.4	0.0017 - 0.015	0.20
Flonicamid	USA	288	30	10.4	0.0017 - 0.098	0.4
	Mexico	380	102	26.8	0.0017 - 0.17	0.4
Fluopyram	USA	288	62	21.5	0.0017 - 0.045	1.0

Pesticide	Origin	# of Samples Analyzed	# of Samples W/ Detections	% of Samples W/ Detections	Range of Detections, ppm ^	EPA Tolerance, ppm
	Mexico	380	124	32.6	0.0017 - 0.038	1.0
Flupyradifurone	USA	288	23	8	0.0034 - 0.054	1.5
	Mexico	380	72	18.9	0.0031 - 0.22	1.5
Flutriafol	USA	288	62	21.5	0.0017 - 0.054	1.0
	Mexico	380	40	10.5	0.0017 - 0.046	1.0
Fluxapyroxad	USA	288	34	11.8	0.0017 - 0.026	0.7
	Mexico	380	23	6.1	0.0017 - 0.066	0.7
Imidacloprid	USA	288	39	13.5	0.0017 - 0.075	1.0
	Mexico	380	46	12.1	0.0017 - 0.15	1.0
Penthiopyrad	USA	288	27	9.4	0.0011 - 0.025	3.0
	Mexico	380	60	15.8	0.001 - 0.10	3.0
Propamocarb hydrochloride	USA	165	12	7.3	0.0052 - 0.12	4
	Mexico	159	11	6.9	0.0063 - 0.47	4
Pydiflumetofen	USA	288	32	11.1	0.0017 - 0.023	0.60
	Mexico	380	18	4.7	0.0017 - 0.021	0.60
Pyraclostrobin	USA	288	28	9.7	0.0017 - 0.020	1.4
	Mexico	380	50	13.2	0.0017 - 0.036	1.4
Pyrimethanil	USA	288	25	8.7	0.0017 - 0.11	0.50
	Mexico	380	37	9.7	0.0017 - 0.44	0.50
Pyriproxyfen	USA	288	24	8.3	0.0017 - 0.027	0.80
	Mexico	380	46	12.1	0.0017 - 0.11	0.80
Spiromesifen Total	USA	123	2	1.6	0.0082 - 0.013	0.45
	Mexico	221	21	9.5	0.0038 - 0.045	0.45
Thiamethoxam	USA	288	19	6.6	0.0025 - 0.032	0.25
	Mexico	380	50	13.2	0.0025 - 0.037	0.25

NOTE: The Limits of Detection (LODs) for pesticide detections in tomatoes are listed in Appendix B.

Appendix J: Pesticide Residues by Commodity

(Pairs With Residue Detections in at Least 5 Percent of Samples)

Appendix J shows 234 commodity/pesticide pairs (including metabolites, isomers, and degradates) with detections in at least 5 percent of the samples tested. This appendix excludes environmental contaminants, which are listed in Appendix G. The data shown include the range and mean of values detected and U.S. Environmental Protection Agency (EPA) tolerance references for each pair. The EPA tolerances cited in this summary and appendixes apply to 2022 and not to the current year. There may be instances where tolerances have been recently set, modified, or revoked that would have an effect on whether a residue is violative or not.

APPENDIX J. PESTICIDE RESIDUES ^A BY COMMODITY
(Pairs With Residue Detections in at Least 5 Percent of Samples)

Commodity / Pesticide	Pest. Type	% of Samples With Detections	Number of Samples Analyzed	Number of Samples With Detections	Range of Detections, ppm ^A	Mean of Detections, ppm	EPA Tolerance, ppm
1 Baby Food - Green Beans (3 pesticides)							
Bifenthrin *	I	39.3	173	68	0.001 - 0.014	0.004	0.6
Boscalid	F	6.4	173	11	0.003 - 0.007	0.005	5.0
Carbendazim (MBC) ¹	F	9.8	173	17	0.001 - 0.005	0.003	2.0 TP
2 Baby Food - Peaches (4 pesticides)							
Cyhalothrin, Total ^{2 *}	I	7	171	12	0.003 - 0.010	0.005	0.50
Myclobutanil	F	5.3	171	9	0.001 - 0.004	0.002	2.0
Propiconazole	F	32.2	171	55	0.002 - 0.006	0.003	4.0
Tebuconazole	F	5.8	171	10	0.002 - 0.012	0.008	2
3 Baby Food - Pears (12 pesticides)							
Acetamiprid *	I	11.3	177	20	0.002 - 0.15	0.016	1.0
Carbendazim (MBC) ¹	F	6.8	177	12	0.001 - 0.008	0.004	3.0 TP
Chlorantraniliprole	I	39	177	69	0.003 - 0.027	0.007	1.2
Clothianidin *	I	9.6	177	17	0.003 - 0.017	0.006	1.0
Cyhalothrin, Total ^{2 *}	I	10.2	177	18	0.005 - 0.022	0.007	0.30
Difenoconazole	F	9	177	16	0.002 - 0.012	0.003	5.0
Diflubenzuron	I	30.5	177	54	0.002 - 0.014	0.006	0.50
Methoxyfenozide	I	48.6	177	86	0.002 - 0.024	0.009	2.0
Novaluron *	I	6.8	177	12	0.002 - 0.006	0.003	3.0
Pyrimethanil	F	15.8	177	28	0.002 - 0.58	0.08	15
Spinetoram	I	6.2	177	11	0.003 - 0.008	0.005	0.20
Thiabendazole	F	13	177	23	0.002 - 0.045	0.008	10
4 Baby Food - Sweet Potatoes (1 pesticide)							
Azoxystrobin	F	13	177	23	0.002 - 0.006	0.003	8.0
5 Blueberries, Fresh (16 pesticides)							
Acetamiprid *	I	31.3	482	151	0.002 - 0.83	0.056	1.6
Azoxystrobin	F	34	482	164	0.002 - 1.9	0.11	10.0
Bifenthrin *	I	22	482	106	0.002 - 0.54	0.064	1.8
Boscalid	F	37.3	482	180	0.003 - 3.0	0.21	13.0
Cypermethrin *	I	19.1	482	92	0.011 - 1.4	0.12	0.8
Cyprodinil	F	27	482	130	0.005 - 0.62	0.084	5.0
Difenoconazole	F	7.3	482	35	0.010 - 0.19	0.039	4.0
Fenhexamid	F	13.9	482	67	0.013 - 0.56	0.1	5
Fludioxonil	F	15.6	482	75	0.025 - 1.3	0.18	3.0
Fluopyram	F	7.1	482	34	0.007 - 1.1	0.12	7.0
Imidacloprid	I	14.3	482	69	0.004 - 0.20	0.025	3.5
Malathion (parent)	I	11.2	482	54	0.002 - 0.42	0.051	8
Malathion oxygen analog ³	IM	5.1	277	14	0.002 - 0.008	0.004	8
Metalaxyl/Mefenoxam ⁴	F	6	482	29	0.001 - 0.052	0.009	2.0

Commodity / Pesticide	Pest. Type	% of Samples With Detections	Number of Samples Analyzed	Number of Samples With Detections	Range of Detections, ppm ^	Mean of Detections, ppm	EPA Tolerance, ppm
Phosmet (parent)	I	14.9	482	72	0.010 - 1.2	0.12	10
Phosmet oxygen analog ⁵	IM	7.7	104	8	0.004 - 1.6	0.34	10
Pyraclostrobin	F	20.3	482	98	0.003 - 0.33	0.049	4.0
Tetrahydrophthalimide (THPI) ⁶	FM	32	482	154	0.010 - 3.1	0.2	20.0 TP
6 Butter (5 pesticides)							
Bifenthrin *	I	26.9	531	143	0.002 - 0.004	0.002	1.0
Cyhalothrin, Total ² *	I	26	531	138	0.006 - 0.025	0.007	10.0
Novaluron *	I	36.3	531	193	0.002 - 0.027	0.006	20
Permethrin (parent)							
Permethrin cis ⁷	IM	14.5	531	77	0.002 - 0.016	0.002	3.0
Permethrin trans ⁷	IM	13.7	531	73	0.002 - 0.020	0.003	3.0
Piperonyl butoxide *	I	9.6	531	51	0.003 - 0.039	0.005	0.25
7 Carrots (5 pesticides)							
Boscalid	F	16.9	177	30	0.020 - 0.12	0.04	2.0
Fluopyram	F	6.2	177	11	0.006 - 0.014	0.009	0.30
Linuron	H	29.9	177	53	0.010 - 0.24	0.038	1.0
Pyraclostrobin	F	10.7	177	19	0.005 - 0.017	0.009	0.4
Trifluralin	H	6.8	177	12	0.010 - 0.043	0.019	1.0
8 Celery (15 pesticides)							
Acephate *	I	5	686	34	0.050 - 1.0	0.21	10
Azoxystrobin	F	24.9	706	176	0.002 - 0.30	0.039	30.0
Bifenthrin *	I	9.8	706	69	0.005 - 0.13	0.032	3.0
Boscalid	F	9.5	706	67	0.010 - 0.56	0.076	45
Chlorantraniliprole	I	10.6	706	75	0.020 - 0.23	0.051	13
Chlorothalonil	F	30.6	706	216	0.005 - 1.8	0.15	15
Dicloran	F	10.5	706	74	0.005 - 1.6	0.15	15
Flonicamid	I	7.9	706	56	0.010 - 0.14	0.022	4.0
Malathion	I	10.3	706	73	0.010 - 0.32	0.062	8
Methomyl	I	5.4	706	38	0.010 - 0.11	0.026	3
Methoxyfenozide	I	6.9	706	49	0.010 - 0.19	0.039	25
Penthiopyrad	F	7.1	706	50	0.011 - 0.46	0.053	30
Permethrin Total	I	46.2	706	326	0.005 - 0.36	0.055	5
Propiconazole	F	30.2	706	213	0.010 - 0.22	0.033	5
Pyraclostrobin	F	10.9	706	77	0.003 - 0.21	0.033	29
9 Corn Grain (1 pesticide)							
Glyphosate	H	23.6	309	73	0.058 - 0.12	0.059	5.0
10 Grapes (28 pesticides)							
Acetamiprid *	I	12.2	706	86	0.010 - 1.0	0.12	0.35
Azoxystrobin	F	9.1	706	64	0.002 - 0.18	0.029	2.0
Boscalid	F	48	706	339	0.005 - 0.49	0.095	5.0
Buprofezin	I	13	706	92	0.001 - 0.15	0.008	2.5 IT
Chlorantraniliprole	I	12	706	85	0.008 - 0.15	0.026	2.5
Cyflufenamid	F	21.1	706	149	0.003 - 0.082	0.014	0.15

Commodity / Pesticide	Pest. Type	% of Samples With Detections	Number of Samples Analyzed	Number of Samples With Detections	Range of Detections, ppm ^	Mean of Detections, ppm	EPA Tolerance, ppm
Cyprodinil	F	42.9	706	303	0.005 - 2.5	0.25	3.0
Difenoconazole	F	26.8	706	189	0.001 - 0.086	0.011	3.0
Etoxazole	A	5.1	706	36	0.001 - 0.030	0.006	0.50
Fenhexamid	F	37.4	706	264	0.010 - 1.3	0.21	4
Fludioxonil	F	32.7	706	231	0.010 - 0.45	0.09	2.0
Fluopyram	F	49.3	706	348	0.001 - 0.42	0.061	2.0
Flutriafol	F	9.3	706	66	0.002 - 0.24	0.028	1.5
Imidacloprid	I	11.3	706	80	0.020 - 0.71	0.11	1.0
Isofetamid	F	6.5	706	46	0.001 - 0.40	0.044	3.0
Methoxyfenozide	I	15.6	706	110	0.001 - 0.28	0.025	1.0
Metrafenone	F	24.1	706	170	0.005 - 0.65	0.059	4.5
Myclobutanil	F	19.3	706	136	0.008 - 0.38	0.041	1.0
Pydiflumetofen	F	10.1	706	71	0.010 - 0.23	0.052	1.5
Pyraclostrobin	F	19.7	706	139	0.005 - 0.33	0.045	2.0
Pyrimethanil	F	25.2	706	178	0.004 - 6.6	0.5	5.0
Pyriofenone	F	5.1	706	36	0.006 - 0.16	0.036	1.5 IT
Quinoxifen	F	28.9	706	204	0.001 - 0.17	0.012	2.0
Spirotetramat	I	20.8	706	147	0.003 - 0.069	0.012	1.3
Sulfoxaflor	I	11.6	706	82	0.010 - 0.33	0.081	2.0
Tebuconazole	F	39.2	706	277	0.002 - 0.73	0.041	6
Tetraconazole	F	12.3	706	87	0.004 - 0.46	0.038	0.20
Trifloxystrobin	F	25.9	706	183	0.001 - 0.24	0.019	2.0

11 Green Beans (14 pesticides)

Acephate * (parent)	I	6.2	530	33	0.005 - 1.2	0.22	0.02 FF
Methamidophos ⁸ *	I	8.7	530	46	0.001 - 0.68	0.11	0.02 TP
Azoxystrobin	F	21.7	530	115	0.001 - 0.22	0.026	3.0
Bifenthrin *	I	22.6	530	120	0.001 - 0.17	0.025	0.6
Boscalid	F	12.3	530	65	0.003 - 0.32	0.048	5.0
Carbendazim (MBC) ¹	F	41.1	530	218	0.001 - 0.36	0.037	2.0 TP
Chlorantraniliprole	I	9.4	530	50	0.005 - 0.071	0.019	2.0
Cyhalothrin, Total ² *	I	13.6	530	72	0.003 - 0.036	0.009	0.20
Fluxapyroxad	F	5.5	530	29	0.001 - 0.066	0.01	2.0
Metalaxyl/Mefenoxam ⁴	F	9.1	530	48	0.001 - 0.098	0.013	0.2
Methomyl	I	5.8	530	31	0.011 - 0.86	0.14	2
Myclobutanil	F	5.8	530	31	0.003 - 0.11	0.025	1.0
Novaluron *	I	5.1	530	27	0.003 - 0.18	0.034	0.7
Penthiopyrad	F	9.4	530	50	0.001 - 0.16	0.029	4.0
Pyraclostrobin	F	20.8	530	110	0.001 - 0.10	0.013	0.5

12 Mushrooms (4 pesticides)

Metrafenone	F	28	707	198	0.002 - 0.10	0.014	0.50
Permethrin cis ⁷	IM	6.5	707	46	0.002 - 0.029	0.004	5.0
Piperonyl butoxide *	I	5.1	707	36	0.003 - 0.99	0.076	10 FF
Thiabendazole	F	44	707	311	0.003 - 5.3	0.25	40.0

Commodity / Pesticide	Pest. Type	% of Samples With Detections	Number of Samples Analyzed	Number of Samples With Detections	Range of Detections, ppm ^	Mean of Detections, ppm	EPA Tolerance, ppm
13 Peaches, Fresh (27 pesticides)							
Acetamiprid *	I	18.9	419	79	0.010 - 0.16	0.048	1.5
Azoxystrobin	F	9.3	419	39	0.002 - 0.13	0.018	2.0
Bifenazate	A	5.3	419	22	0.010 - 0.080	0.023	2.5
Boscalid	F	5.5	419	23	0.022 - 0.29	0.08	3.5
Captan	F	5.5	419	23	0.020 - 3.1	0.34	15.0
Chlorantraniliprole	I	14.1	419	59	0.020 - 0.083	0.035	4.0 IT
Cyfluthrin *	I	12.9	419	54	0.006 - 0.10	0.035	0.3
Cyhalothrin, Total ² *	I	22.9	419	96	0.008 - 0.18	0.034	0.50
Cyprodinil	F	15.3	419	64	0.007 - 0.58	0.17	2.0
Difenoconazole	F	8.6	419	36	0.008 - 0.14	0.048	2.5
Etoxazole	A	9.3	419	39	0.004 - 0.12	0.03	1.0
Fenbuconazole	F	14.8	419	62	0.005 - 0.17	0.03	1.0
Fenpropathrin	I	14.6	419	61	0.008 - 0.77	0.2	1.4
Fludioxonil	F	87.4	419	366	0.006 - 6.2	0.93	5.0
Fluopyram	F	14.8	419	62	0.011 - 0.15	0.041	1.0
Imidacloprid	I	5.3	419	22	0.010 - 0.20	0.062	3.0
Indoxacarb	I	6.7	419	28	0.011 - 0.046	0.018	0.90
Methoxyfenozide	I	28.2	419	118	0.010 - 0.32	0.049	3.0
Penthiopyrad	F	5.5	419	23	0.011 - 0.18	0.038	4
Propiconazole	F	38.9	419	163	0.010 - 1.2	0.18	4.0
Pyraclostrobin	F	14.8	419	62	0.003 - 0.23	0.049	2.5
Pyrimethanil	F	14.3	419	60	0.003 - 3.2	0.34	10
Spinetoram	I	9.5	419	40	0.010 - 0.058	0.022	0.30
Spinosad *	I	10.5	419	44	0.005 - 0.35	0.045	0.20
Spirodiclofen	A	26	419	109	0.011 - 0.19	0.043	1.0
Tebuconazole	F	15	419	63	0.005 - 1.2	0.1	2
Trifloxystrobin	F	11.9	419	50	0.005 - 0.11	0.031	2
14 Peaches, Frozen (4 pesticides)							
Carbaryl	I	5.4	258	14	0.020 - 0.098	0.042	10
Cyprodinil	F	18.6	258	48	0.005 - 0.056	0.017	2.0
Fludioxonil	F	23.3	258	60	0.005 - 0.24	0.042	5.0
Propiconazole	F	6.2	258	16	0.010 - 0.046	0.023	4.0
15 Peanut Butter (1 pesticide)							
Piperonyl butoxide *	I	28.6	704	201	0.010 - 0.75	0.038	10 FF
16 Pears (24 pesticides)							
Acetamiprid *	I	20.1	708	142	0.011 - 0.40	0.077	1.0
Bifenazate	A	7.1	708	50	0.005 - 0.13	0.013	0.7
Buprofezin	I	18.1	708	128	0.001 - 0.90	0.18	6.0
Carbendazim (MBC) ¹	F	27.5	708	195	0.010 - 0.20	0.035	3.0 TP
Chlorantraniliprole	I	21.2	708	150	0.008 - 0.062	0.018	1.2
Cyflumetofen	A	8.1	708	57	0.005 - 0.086	0.015	0.30
Diphenylamine (DPA)	F	10.3	708	73	0.005 - 0.10	0.016	5.0 PH
Ethoxyquin	P	19.8	708	140	0.018 - 1.3	0.12	3

Commodity / Pesticide	Pest. Type	% of Samples With Detections	Number of Samples Analyzed	Number of Samples With Detections	Range of Detections, ppm ^	Mean of Detections, ppm	EPA Tolerance, ppm
Etoazole	A	24.6	708	174	0.001 - 0.037	0.009	0.20
Fenpyroximate	A	8.3	708	59	0.001 - 0.21	0.025	0.30
Fludioxonil	F	50.1	708	355	0.010 - 1.6	0.38	5.0
Fluxapyroxad	F	16.4	708	116	0.002 - 0.18	0.033	0.8
Imidacloprid	I	7.6	708	54	0.023 - 0.20	0.08	0.6
Methoxyfenozide	I	19.1	708	135	0.001 - 0.086	0.005	2.0
Novaluron *	I	18.6	708	132	0.005 - 0.29	0.052	3.0
Pyraclostrobin	F	16.7	708	118	0.005 - 0.17	0.035	1.5
Pyrimethanil	F	63.7	708	451	0.004 - 9.5	0.68	15
Spinetoram	I	15.4	708	109	0.005 - 0.052	0.013	0.20
Spirodiclofen	A	21.2	708	150	0.004 - 0.15	0.018	0.80
Spirotetramat	I	8.5	708	60	0.003 - 0.031	0.007	0.70
Tetrahydrophthalimide (THPI) ⁶	FM	6.5	708	46	0.065 - 0.95	0.42	25.0 TP
Thiabendazole	F	45.2	708	320	0.002 - 2.9	0.37	10
Thiophanate methyl	F	17.5	708	124	0.007 - 0.18	0.028	3.0
Tolfenpyrad	I	32.2	708	228	0.003 - 0.25	0.045	1.0
17 Plums (10 pesticides)							
Acetamiprid *	I	7.1	593	42	0.002 - 0.045	0.005	1.5
Azoxystrobin	F	10.2	566	58	0.002 - 0.065	0.007	2.0
Buprofezin	I	6.4	593	38	0.001 - 0.013	0.003	2
Fludioxonil	F	84.5	593	501	0.030 - 2.0	0.47	5.0
Fluopyram	F	7.4	593	44	0.005 - 0.12	0.017	0.50
Hexythiazox	I	6.4	593	38	0.002 - 0.035	0.006	1.0
Methoxyfenozide	I	28.8	593	171	0.003 - 0.12	0.019	0.30
Propiconazole	F	9.3	593	55	0.012 - 0.47	0.14	0.60
Spirotetramat	I	8.1	593	48	0.002 - 0.013	0.004	4.5
Tebuconazole	F	6.6	593	39	0.010 - 0.14	0.035	1
18 Potatoes (8 pesticides)							
Azoxystrobin	F	12.3	529	65	0.011 - 1.2	0.29	8.0
Chlorpropham	H	89.2	529	472	0.005 - 16	2.8	30
Difenoconazole	F	12.1	529	64	0.006 - 1.3	0.33	4.0
Fludioxonil	F	9.3	529	49	0.067 - 1.2	0.36	6
Fluopyram	F	17.2	529	91	0.005 - 0.043	0.013	0.10
Imidacloprid	I	7.9	529	42	0.020 - 0.15	0.04	0.40
Thiabendazole	F	6.2	529	33	0.006 - 1.6	0.25	10
Thiamethoxam *	I	15.1	529	80	0.005 - 0.066	0.011	0.25
19 Soybean Grain (1 pesticide)							
Glyphosate (parent)	H	91.8	608	558	0.10 - 13.6	0.87	20.0
Aminomethylphosphonic acid (AMPA)	HM	52.1	608	317	0.50 - 4.8	1.2	20.0
20 Summer Squash (14 pesticides)							
Acetamiprid *	I	8.1	530	43	0.001 - 0.033	0.008	0.50
Azoxystrobin	F	6.2	530	33	0.001 - 0.034	0.004	0.3

Commodity / Pesticide	Pest. Type	% of Samples With Detections	Number of Samples Analyzed	Number of Samples With Detections	Range of Detections, ppm ^	Mean of Detections, ppm	EPA Tolerance, ppm
Bifenthrin *	I	5.8	530	31	0.001 - 0.092	0.012	0.4
Chlorothalonil	F	6.3	269	17	0.042 - 0.12	0.086	5.0
Dinotefuran *	I	7.4	530	39	0.003 - 0.28	0.057	0.5
Fluopyram	F	9.1	530	48	0.001 - 0.097	0.012	0.60
Flupyradifurone	I	5.1	530	27	0.001 - 0.087	0.015	0.40
Flutriafol	F	10.4	530	55	0.001 - 0.068	0.011	0.30
Imidacloprid	I	30.6	530	162	0.003 - 0.14	0.023	0.5
Metalaxyl/Mefenoxam ⁴	F	8.1	530	43	0.001 - 0.11	0.021	1.0
Propamocarb (parent)	F	6.7	269	18	0.001 - 0.25	0.048	1.5
Propamocarb hydrochloride ⁹	F	9.6	261	25	0.001 - 0.22	0.04	1.5
Pydiflumetofen	F	5.5	530	29	0.003 - 0.040	0.018	0.50
Pyraclostrobin	F	12.5	530	66	0.001 - 0.032	0.006	0.5
Thiamethoxam *	I	20	530	106	0.001 - 0.17	0.015	0.2

21 Tomatoes (26 pesticides)

Acetamiprid *	I	5.8	709	41	0.002 - 0.038	0.012	0.20
Azoxystrobin	F	13.1	709	93	0.002 - 0.083	0.011	0.2
Bifenthrin *	I	17.1	709	121	0.002 - 0.055	0.011	0.3
Boscalid	F	16.2	709	115	0.002 - 0.11	0.013	3.0
Buprofezin	I	10.7	709	76	0.001 - 0.26	0.015	2.0
Chlorantraniliprole	I	8	709	57	0.003 - 0.061	0.006	1.4
Chlorfenapyr *	I	6.3	709	45	0.004 - 0.069	0.019	2
Cyantraniliprole	I	8.4	418	35	0.004 - 0.028	0.006	2.0
Cyprodinil	F	11.4	709	81	0.002 - 0.19	0.025	1.5
Difenoconazole	F	25.2	709	179	0.002 - 0.24	0.015	0.60
Dinotefuran *	I	10.6	709	75	0.010 - 0.14	0.04	0.7
Fenpyroximate	A	8.2	709	58	0.002 - 0.032	0.005	0.20
Flonicamid	I	19.7	709	140	0.002 - 0.17	0.028	0.4
Fluopyram	F	28.3	709	201	0.002 - 0.11	0.012	1.0
Flupyradifurone	I	13.8	709	98	0.003 - 0.23	0.03	1.5
Flutriafol	F	14.7	709	104	0.002 - 0.054	0.016	1.0
Fluxapyroxad	F	8.2	709	58	0.002 - 0.066	0.009	0.7
Imidacloprid	I	12	709	85	0.002 - 0.15	0.014	1.0
Penthiopyrad	F	12.3	709	87	0.001 - 0.10	0.011	3.0
Propamocarb hydrochloride ⁹	F	7.2	349	25	0.005 - 0.47	0.053	4
Pydiflumetofen	F	7.2	709	51	0.002 - 0.023	0.008	0.60
Pyraclostrobin	F	11.3	709	80	0.002 - 0.036	0.007	1.4
Pyrimethanil	F	9	709	64	0.002 - 0.44	0.03	0.50
Pyriproxyfen *	I	10	709	71	0.002 - 0.11	0.01	0.80
Spiromesifen Total ¹⁰	I	6.4	360	23	0.004 - 0.045	0.011	0.45
Thiamethoxam * (parent)	I	9.7	709	69	0.003 - 0.037	0.007	0.25
Clothianidin ¹¹ *	I	5.9	709	42	0.003 - 0.014	0.003	0.25 TP

22 Watermelon (3 pesticides)

Cyprodinil	F	9.7	709	69	0.005 - 0.042	0.011	0.70
Fluopyram	F	8.5	709	60	0.002 - 0.023	0.006	1.0
Imidacloprid	I	9.9	709	70	0.010 - 0.11	0.024	0.5

Commodity / Pesticide	Pest. Type	% of Samples With Detections	Number of Samples Analyzed	Number of Samples With Detections	Range of Detections, ppm ^	Mean of Detections, ppm	EPA Tolerance, ppm
-----------------------	------------	------------------------------	----------------------------	-----------------------------------	----------------------------	-------------------------	--------------------

NOTES

- A Excludes environmental contaminants, which are listed in Appendix G.
- ^ When a range is not listed, only one distinct detected concentration was reported for the pesticide/commodity pair.
- * Residue may result from food handling establishment (FHE) application.
- 1 Metabolite of benomyl and thiophanate methyl.
- 2 Includes cyhalothrin lambda plus R157836 epimer.
- 3 Metabolite of parent, malathion.
- 4 Metalaxyl/mefenoxam are spatial isomers which are analytically indistinguishable via multiresidue methods, but have separate registrations.
- 5 Metabolite of parent, phosmet.
- 6 Metabolite of captafol and captan.
- 7 Isomer of parent, permethrin.
- 8 Metabolite of parent, acephate.
- 9 Propamocarb analytically determined as the salt (hydrochloride).
- 10 Includes parent, spiromesifen, plus enol metabolite.
- 11 Metabolite of parent, thiamethoxam.

Pesticide Types:

- A = Acaricide
- F = Fungicide, FM = Fungicide Metabolite
- H = Herbicide, HM = Herbicide Metabolite
- I = Insecticide, IM = Insecticide Metabolite
- P = Plant Growth Regulator

EPA Tolerance Codes:

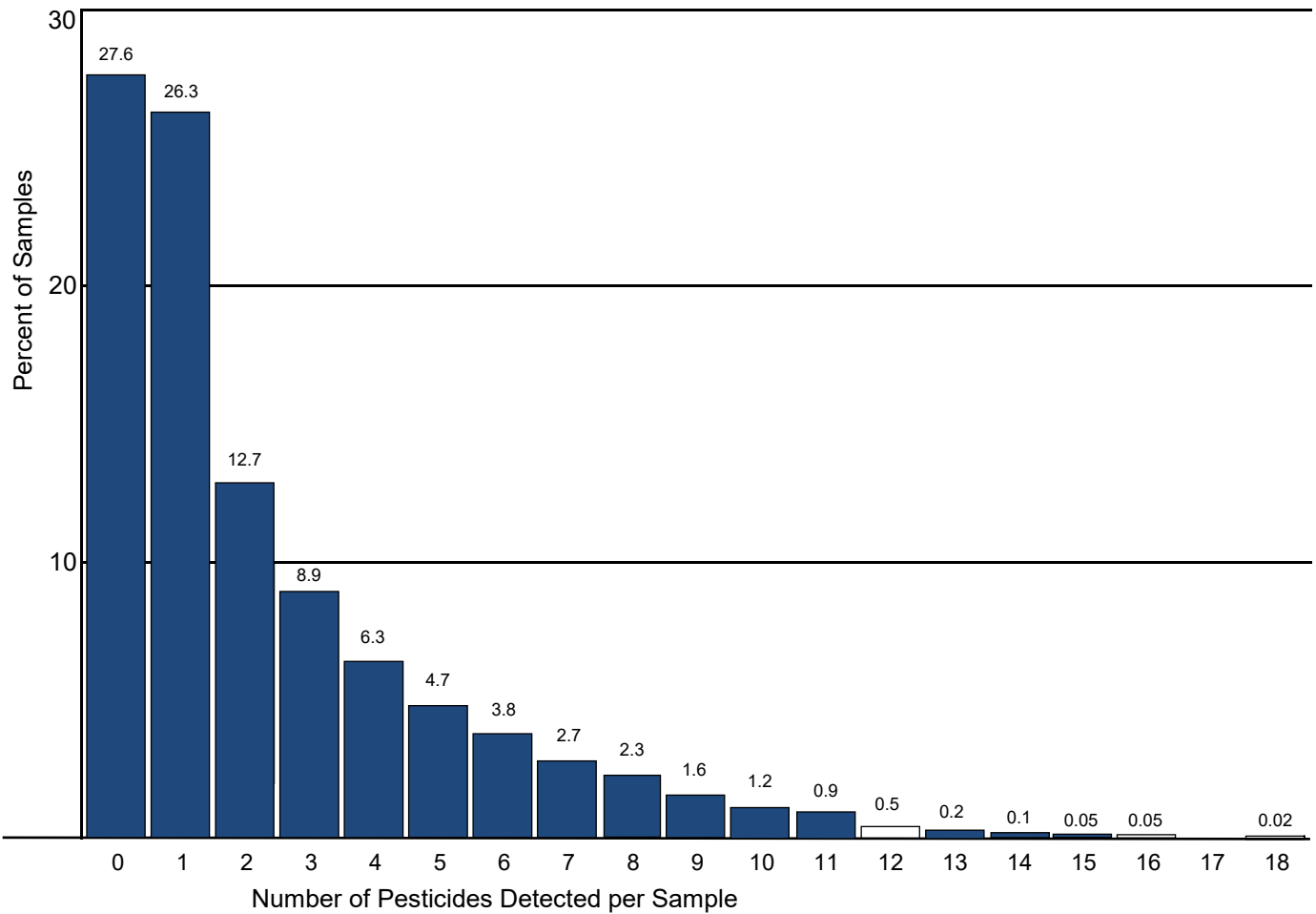
- FF = All food/feed commodities tolerance except those covered by a higher tolerance.
- IT = Interim Tolerance/Temporary or time limited tolerance/Section 18.
- PH = Post-harvest application.
- TP = Tolerance is from parent compound.

Appendix K: Number of Pesticides Detected per Sample

Appendix K shows the percentage of samples versus the number of pesticides detected per sample. This appendix excludes environmental contaminants, which are listed in Appendix G. The graph and data on page 1 show the overall number of samples and percentages (of total number of samples analyzed) for each detection group across all commodities. The table on page 2 shows the number of pesticides detected by individual commodity. For the 10,665 samples analyzed, 27.6 percent of the samples had no detectable pesticides, 26.3 percent had 1 pesticide, and 46.1 percent of the samples had more than 1 pesticide.

This appendix reports the number of distinct pesticides rather than residues. A parent compound and its metabolites are reported as a single pesticide.

APPENDIX K. NUMBER OF PESTICIDES¹ DETECTED PER SAMPLE



	Number of Pesticides Detected per Sample																		
	0	1	2	3	4	5	6	7	8	9	10	11	12	13	14	15	16	17	18
# of																			
Samples	2,939	2,803	1,354	952	675	500	404	293	249	171	130	97	50	23	13	5	5	0	2
% of Total																			
Samples	27.6	26.3	12.7	8.9	6.3	4.7	3.8	2.7	2.3	1.6	1.2	0.9	0.5	0.2	0.1	0.05	0.05	-	0.02

TOTAL NUMBER OF SAMPLES = 10,665

Multiple pesticide detections may result from the application of more than one pesticide, spray drift, crop rotation, and/or cross-contamination.

NOTES

¹ Environmental contaminants, listed in Appendix G, have been excluded from the count of pesticides detected in this appendix. Parent compounds and their metabolites are combined to report the number of "pesticides" rather than the number of "residues."

APPENDIX K. NUMBER OF PESTICIDES¹ DETECTED PER SAMPLE

Commodity (# of samples)	Number of Pesticides ¹ Detected per Sample																		
	0	1	2	3	4	5	6	7	8	9	10	11	12	13	14	15	16	17	18
Fresh Fruit and Vegetables:																			
	Percent																		
Blueberries (482)	16.0	9.3	12.4	11.8	13.5	11.2	10.0	5.8	4.6	2.9	1.2	1.0	--	0.2	--	--	--	--	--
Carrots (177)	50.3	25.4	16.4	4.5	3.4	--	--	--	--	--	--	--	--	--	--	--	--	--	--
Celery (706)	12.2	18.3	18.7	20.7	13.9	9.2	4.7	1.7	0.4	0.1	0.1	--	--	--	--	--	--	--	--
Grapes (706)	5.7	4.8	5.5	6.9	8.5	7.9	9.9	10.1	10.6	9.2	7.2	5.9	3.5	1.8	1.0	0.4	0.7	--	0.1
Green Beans (530)	17.2	20.2	18.5	13.8	10.9	7.5	4.5	3.4	1.3	1.9	0.4	0.4	--	--	--	--	--	--	--
Mushrooms (707)	36.5	42.0	18.2	2.7	0.6	--	--	--	--	--	--	--	--	--	--	--	--	--	--
Peaches (419)	2.1	8.1	10.5	13.6	14.6	11.0	12.6	11.5	5.0	2.9	3.6	2.4	1.4	0.7	--	--	--	--	--
Pears (708)	8.5	6.8	8.2	11.2	10.6	11.3	10.5	7.1	9.2	5.8	4.1	3.8	1.6	0.8	0.4	0.1	--	--	0.1
Plums (593)	8.6	30.7	26.0	18.2	7.4	4.9	2.7	0.8	0.7	--	--	--	--	--	--	--	--	--	--
Potatoes (529)	5.7	45.4	24.4	13.8	6.0	4.5	0.2	--	--	--	--	--	--	--	--	--	--	--	--
Summer Squash (530)	27.0	25.1	17.2	11.7	8.3	4.9	2.3	0.9	2.3	0.4	--	--	--	--	--	--	--	--	--
Tomatoes (709)	11.1	16.2	15.2	12.3	11.4	6.3	8.2	5.8	4.5	3.0	3.1	1.4	1.0	--	0.3	0.1	--	--	--
Watermelon (709)	53.7	31.6	10.0	3.8	0.7	0.1	--	--	--	--	--	--	--	--	--	--	--	--	--
Processed Fruit and Vegetables:																			
Baby Food - Green Beans (173)	57.2	32.4	8.1	2.3	--	--	--	--	--	--	--	--	--	--	--	--	--	--	--
Baby Food - Peaches (171)	55.6	32.7	5.8	--	1.8	0.6	1.2	1.2	0.6	0.6	--	--	--	--	--	--	--	--	--
Baby Food - Pears (177)	14.7	21.5	34.5	9.0	5.6	4.0	4.0	4.0	1.7	0.6	0.6	--	--	--	--	--	--	--	--
Baby Food-Sweet Potatoes (177)	87.0	13.0	--	--	--	--	--	--	--	--	--	--	--	--	--	--	--	--	--
Blueberries, Frozen (51)	11.8	9.8	15.7	5.9	5.9	7.8	5.9	11.8	7.8	5.9	5.9	2.0	2.0	--	2.0	--	--	--	--
Peaches, Frozen (258)	59.3	23.3	8.9	6.6	1.6	--	0.4	--	--	--	--	--	--	--	--	--	--	--	--
Percent of Total Samples	22.6	22.0	14.8	10.4	7.7	5.6	4.7	3.4	2.9	2.0	1.5	1.1	0.6	0.3	0.3	0.06	0.06	--	0.02
Actual Number of Samples	1,927	1,871	1,258	885	653	478	402	293	249	171	130	97	50	23	13	5	5	--	2
TOTAL NUMBER OF FRUIT & VEGETABLE SAMPLES = 8,512																			
Grain Products:																			
Corn Grain (309)	74.1	24.9	1.0	--	--	--	--	--	--	--	--	--	--	--	--	--	--	--	--
Soybean Grain (608)	8.2	91.6	0.2	--	--	--	--	--	--	--	--	--	--	--	--	--	--	--	--
Actual Number of Samples	279	634	4	--	--	--	--	--	--	--	--	--	--	--	--	--	--	--	--
Nut Product:																			
Peanut Butter (705)	69.6	27.4	2.4	0.6	--	--	--	--	--	--	--	--	--	--	--	--	--	--	--
Actual Number of Samples	491	193	17	4	--	--	--	--	--	--	--	--	--	--	--	--	--	--	--
Dairy Product:																			
Butter (531)	45.6	19.8	14.1	11.9	4.1	4.1	0.4	--	--	--	--	--	--	--	--	--	--	--	--
Actual Number of Samples	242	105	75	63	22	22	2	--	--	--	--	--	--	--	--	--	--	--	--

NOTES

¹ Environmental contaminants, listed in Appendix G, have been excluded from the count of pesticides detected in this appendix. Parent compounds and their metabolites are combined to report the number of "pesticides" rather than the number of "residues."

Appendix L: Samples Reported to the U.S. Food and Drug Administration as Exceeding the Tolerance

(or Without Established Tolerance, per Code of Federal Regulations, Title 40, Part 180)

Appendix L shows pesticide residues reported to the U.S. Food and Drug Administration (FDA) as exceeding the tolerance or residues for which no established tolerance was listed under the Code of Federal Regulations, Title 40, Part 180. In 2022, a total of 320 samples with 355 pesticides were reported to the FDA as Presumptive Tolerance Violations.

Pesticides exceeding the tolerance were detected in 56 samples, including 2 samples of fresh blueberries, 6 samples of grapes, 38 samples of green beans, 4 samples of fresh peaches, 1 sample of peanut butter, 1 sample of tomatoes, and 4 samples of watermelon. Of those 56 samples, 37 were reported as imported produce. One green bean sample contained 2 pesticides that exceeded the established tolerances.

In addition, 269 samples were found to have pesticides for which no tolerance was established, including 259 fresh and processed fruit and vegetable samples, 9 peanut butter samples, and 1 butter sample.

- 244 samples contained 1 pesticide for which no tolerance was established.
- 21 samples contained 2 pesticides for which no tolerances were established.
- 4 samples contained 3 pesticides for which no tolerances were established.

Five of the 269 samples also contained one or more pesticides that exceeded an established tolerance.

The columns under the Sample Origin heading provide the number of samples that were of domestic, imported, or unknown origin for each pesticide/commodity pair listed.

Appendix L also notes if metabolites (or isomers) were detected as part of the same sample. In instances where both parent and metabolite (or isomer) were detected, the Pesticide Data Program (PDP) accounted for both as part of the same tolerance expression.

The Environmental Protection Agency (EPA) tolerances cited in this summary and appendixes apply to 2022 and not to the current year. There may be instances where tolerances have been recently set, modified, or revoked that would have an effect on whether a residue is violative or not.

A number of the findings shown in this appendix are less than 0.01 ppm. Levels below 0.01 ppm are deemed by the U.S. FDA to be “not of regulatory significance”.

**APPENDIX L. SAMPLES REPORTED TO FDA AS EXCEEDING THE TOLERANCE
OR WITHOUT ESTABLISHED TOLERANCE
(per Code of Federal Regulations, Title 40, Part 180)**

Residues Exceeding Established Tolerance

Commodity / Pesticide	Limit of Detection, ppm	Concentration Detected, ppm	EPA Tolerance Level, ppm	Country of Origin
1 Blueberries, Fresh / Cypermethrin	0.01	1.4	0.8	Mexico
2 Blueberries, Fresh / Cypermethrin	0.01	0.98	0.8	Mexico
3 Grapes / Acetamiprid	0.01	1	0.35	Chile
4 Grapes / Acetamiprid	0.01	0.45	0.35	Chile
5 Grapes / Acetamiprid	0.01	0.44	0.35	U.S.
6 Grapes / Acetamiprid	0.01	0.42	0.35	Chile
7 Grapes / Pyrimethanil	0.004	6.6	5.0	Chile
8 Grapes / Tetraconazole	0.004	0.46	0.20	U.S.
9 Green Beans / Acephate ^{1, 2}	0.005	1.2	0.02 FF	Mexico
10 Green Beans / Acephate ^{1, 3}	0.005	1	0.02 FF	Mexico
11 Green Beans / Acephate ^{1, 4}	0.005	0.95	0.02 FF	Mexico
12 Green Beans / Acephate ^{1, 5}	0.005	0.56	0.02 FF	U.S.
13 Green Beans / Acephate ^{1, 6}	0.005	0.51	0.02 FF	Mexico
14 Green Beans / Acephate ^{1, 7}	0.005	0.47	0.02 FF	Mexico
15 Green Beans / Acephate ^{1, 8}	0.005	0.41	0.02 FF	U.S.
16 Green Beans / Acephate ^{1, 9}	0.005	0.39	0.02 FF	Mexico
17 Green Beans / Acephate ^{1, 10}	0.005	0.39	0.02 FF	Mexico
18 Green Beans / Acephate ^{1, 11}	0.005	0.15	0.02 FF	Mexico
19 Green Beans / Acephate ^{1, 12}	0.005	0.14	0.02 FF	Mexico
20 Green Beans / Acephate ^{1, 13}	0.005	0.14	0.02 FF	Mexico
21 Green Beans / Acephate ^{1, 14}	0.005	0.1	0.02 FF	Mexico
22 Green Beans / Acephate ^{1, 15}	0.005	0.094	0.02 FF	Mexico
23 Green Beans / Acephate ^{1, 16}	0.005	0.08	0.02 FF	U.S.
24 Green Beans / Acephate ^{1, 17}	0.005	0.079	0.02 FF	Mexico
25 Green Beans / Acephate ^{1, 18}	0.005	0.077	0.02 FF	U.S.
26 Green Beans / Acephate ^{1, 19}	0.005	0.076	0.02 FF	U.S.
27 Green Beans / Acephate ¹	0.005	0.066	0.02 FF	Mexico
28 Green Beans / Acephate ^{1, 20}	0.005	0.059	0.02 FF	Mexico
29 Green Beans / Acephate ^{1, 21}	0.005	0.055	0.02 FF	U.S.
30 Green Beans / Acephate ^{1, 22}	0.005	0.05	0.02 FF	Mexico
31 Green Beans / Acephate ¹	0.005	0.038	0.02 FF	U.S.

Commodity / Pesticide	Limit of Detection, ppm	Concentration Detected, ppm	EPA Tolerance Level, ppm	Country of Origin
32 Green Beans / Buprofezin ¹³	0.001	0.049	0.02	Mexico
33 Green Beans / Chlorfenapyr	0.01	0.046	0.01 FF	Guatemala
34 Green Beans / Dinotefuran	0.003	0.041	0.01 FF	U.S.
35 Green Beans / Dinotefuran	0.003	0.038	0.01 FF	U.S.
36 Green Beans / Dinotefuran	0.003	0.032	0.01 FF	U.S.
37 Green Beans / Dinotefuran	0.003	0.029	0.01 FF	U.S.
38 Green Beans / Dinotefuran	0.003	0.028	0.01 FF	U.S.
39 Green Beans / Dinotefuran	0.003	0.024	0.01 FF	U.S.
40 Green Beans / Dinotefuran	0.003	0.022	0.01 FF	U.S.
41 Green Beans / Methamidophos ¹	0.001	0.68	0.02 TP	Mexico
42 Green Beans / Methamidophos ^{1,2}	0.001	0.47	0.02 TP	Mexico
43 Green Beans / Methamidophos ^{1,3}	0.001	0.4	0.02 TP	Mexico
44 Green Beans / Methamidophos ^{1,4}	0.001	0.35	0.02 TP	Mexico
45 Green Beans / Methamidophos ^{1,6}	0.001	0.33	0.02 TP	Mexico
46 Green Beans / Methamidophos ¹	0.001	0.33	0.02 TP	Guatemala
47 Green Beans / Methamidophos ^{1,8}	0.001	0.28	0.02 TP	U.S.
48 Green Beans / Methamidophos ¹	0.001	0.23	0.02 TP	Mexico
49 Green Beans / Methamidophos ^{1,5}	0.001	0.23	0.02 TP	U.S.
50 Green Beans / Methamidophos ^{1,10}	0.001	0.17	0.02 TP	Mexico
51 Green Beans / Methamidophos ^{1,7}	0.001	0.15	0.02 TP	Mexico
52 Green Beans / Methamidophos ¹	0.001	0.14	0.02 TP	Guatemala
53 Green Beans / Methamidophos ^{1,9}	0.001	0.13	0.02 TP	Mexico
54 Green Beans / Methamidophos ^{1,13}	0.001	0.1	0.02 TP	Mexico
55 Green Beans / Methamidophos ^{1,14}	0.001	0.081	0.02 TP	Mexico
56 Green Beans / Methamidophos ^{1,11}	0.001	0.075	0.02 TP	Mexico
57 Green Beans / Methamidophos ^{1,15}	0.001	0.074	0.02 TP	Mexico
58 Green Beans / Methamidophos ^{1,12}	0.001	0.068	0.02 TP	Mexico
59 Green Beans / Methamidophos ^{1,17}	0.001	0.067	0.02 TP	Mexico
60 Green Beans / Methamidophos ¹	0.001	0.062	0.02 TP	Guatemala
61 Green Beans / Methamidophos ¹	0.001	0.057	0.02 TP	Mexico
62 Green Beans / Methamidophos ^{1,18}	0.001	0.042	0.02 TP	U.S.
63 Green Beans / Methamidophos ^{1,16}	0.001	0.04	0.02 TP	U.S.
64 Green Beans / Methamidophos ^{1,19}	0.001	0.039	0.02 TP	U.S.
65 Green Beans / Methamidophos ^{1,21}	0.001	0.038	0.02 TP	U.S.
66 Green Beans / Methamidophos ^{1,20}	0.001	0.036	0.02 TP	Mexico

Commodity / Pesticide	Limit of Detection, ppm	Concentration Detected, ppm	EPA Tolerance Level, ppm	Country of Origin
67 Green Beans / Methamidophos ¹	0.001	0.032	0.02 TP	Guatemala
68 Green Beans / Methamidophos ^{1, 22}	0.001	0.031	0.02 TP	Mexico
69 Peaches, Fresh / Fludioxonil	0.005	6.2	5.0	Chile
70 Peaches, Fresh / Spinosad	0.004	0.35	0.20	Chile
71 Peaches, Fresh / Spinosad	0.004	0.28	0.20	Chile
72 Peaches, Fresh / Spinosad	0.004	0.22	0.20	Chile
73 Peanut Butter / Cyfluthrin	0.01	0.03	0.01	U.S.
74 Tomatoes / Acephate ^{1, 23}	0.075	0.29	0.02 FF	U.S.
75 Tomatoes / Methamidophos ^{1, 23}	0.035	0.12	0.02 TP	U.S.
76 Watermelon / Acephate ¹	0.015	0.19	0.02 FF	U.S.
77 Watermelon / Acephate ¹	0.015	0.15	0.02 FF	Mexico
78 Watermelon / Acephate ¹	0.015	0.032	0.02 FF	Mexico
79 Watermelon / Methamidophos ¹	0.02	0.086	0.02 TP	Mexico

EPA Tolerance Codes:

FF = All food/feed commodities tolerance except those covered by a higher tolerance.

TP = Tolerance is from parent compound.

**Distribution of Residues with No Tolerance Listed in 40 CFR, Part 180,
by Commodity/Pesticide**

Commodity / Pesticide	Number of Samples	Samples With Detections	% of Samples	Range of Values Detected, ppm ^	Range of LODs, ppm ^	Sample Origin		
						U.S.	Import	Unk.
1 Baby Food - Peaches (1 pesticide)								
Propargite	171	1	0.6	0.001	0.001 - 0.025	0	1	0
2 Baby Food - Pears (3 pesticides)								
Ametoctradin	177	5	2.8	0.002 - 0.005	0.001 - 0.003	4	1	0
Fenbuconazole	177	1	0.6	0.002	0.001	1	0	0
Imazalil	177	7	4	0.002 - 0.005	0.001	6	1	0
3 Blueberries, Fresh (4 pesticides)								
Atrazine	482	3	0.6	0.003	0.002	1	2	0
Carbendazim (MBC) ²⁴	482	5	1	0.001 - 0.002	0.001	0	5	0
Myclobutanil	482	1	0.2	0.006	0.003	0	1	0
Thiabendazole	482	1	0.2	0.003	0.002	1	0	0
4 Blueberries, Frozen (1 pesticide)								
Carbendazim (MBC) ²⁴	51	1	2	0.004	0.001	0	1	0
5 Butter (1 pesticide)								
Carbendazim (MBC) ²⁴	531	1	0.2	0.002	0.001	1	0	0
6 Celery (12 pesticides)								
Carbendazim (MBC) ²⁴	352	1	0.3	0.20	0.010	0	1	0
Chlorpropham	706	1	0.1	0.018	0.005	1	0	0
DCPA	706	8	1.1	0.005 - 0.022	0.005	8	0	0
Difenoconazole	706	1	0.1	0.006	0.005	0	1	0
Etridiazole	706	1	0.1	0.011	0.005	1	0	0
Fipronil	706	1	0.1	0.012	0.005	0	1	0
Folpet	686	1	0.1	0.046	0.015	0	1	0
Pirimicarb	706	1	0.1	0.005	0.005	0	1	0
Pronamide (Propyzamide)	706	4	0.6	0.005 - 0.021	0.005	4	0	0
Propamocarb	706	6	0.8	0.010 - 0.064	0.010	4	2	0
Pyrimethanil	706	2	0.3	0.003 - 0.007	0.003	1	1	0
Tebuconazole	706	4	0.6	0.006 - 0.032	0.005	0	4	0
7 Grapes (3 pesticides)								
Cyantraniliprole	706	1	0.1	0.078	0.015	0	1	0
Penthiopyrad	706	1	0.1	0.002	0.002	1	0	0
Thiabendazole	706	2	0.3	0.002 - 0.004	0.002	1	1	0
8 Green Beans (16 pesticides)								
Ametoctradin	530	3	0.6	0.002 - 0.005	0.001	0	3	0
Atrazine	530	7	1.3	0.001 - 0.003	0.001	7	0	0
Benzovindiflupyr	530	1	0.2	0.002	0.001	1	0	0
Chlorpropham	530	10	1.9	0.001 - 0.009	0.001	3	7	0

Commodity / Pesticide	Number of Samples	Samples		Range of Values Detected, ppm ^	Range of LODs, ppm ^	Sample Origin			
		With Detections	% of Samples			U.S.	Import	Unk.	
Difenoconazole	530	6	1.1	0.002 - 0.062	0.001	2	4	0	
Fenbuconazole	530	1	0.2	0.001	0.001	0	1	0	
Fipronil (parent) ²⁵	530	2	0.4	0.004 - 0.016	0.001	0	2	0	
Fipronil sulfone (MB46136)	530	2	0.4	0.003 - 0.008	0.001	0	2	0	
Flutriafol	530	2	0.4	0.001 - 0.019	0.001	1	1	0	
Oxamyl oxime	530	1	0.2	0.014	0.005	0	1	0	
Oxyfluorfen	530	1	0.2	0.001	0.001	0	1	0	
Permethrin Total	530	2	0.4	0.004 - 0.016	0.003	0	2	0	
Profenofos	530	4	0.8	0.002 - 0.013	0.001	0	4	0	
Propamocarb	530	13	2.5	0.001 - 0.85	0.001	3	10	0	
Pyrimethanil	530	1	0.2	0.026	0.005	0	1	0	
Thiacloprid	530	1	0.2	0.003	0.001	0	1	0	
Tolfenpyrad	530	6	1.1	0.005 - 0.051	0.003	6	0	0	
9 Mushrooms (7 pesticides)									
Ametoctradin	707	8	1.1	0.002 - 0.004	0.001 - 0.003	8	0	0	
Carbendazim (MBC) ²⁴	707	1	0.1	0.002	0.001	0	1	0	
Chlorpropham	707	8	1.1	0.002	0.001	6	2	0	
Cyprodinil	707	1	0.1	0.002	0.001	0	1	0	
Imazalil	707	12	1.7	0.002 - 0.008	0.001 - 0.003	10	2	0	
Pydiflumetofen	707	1	0.1	0.002	0.001 - 0.003	0	1	0	
Sulfoxaflor	707	1	0.1	0.002	0.001	0	1	0	
10 Peaches, Fresh (5 pesticides)									
Bitertanol	419	2	0.5	0.013 - 0.019	0.010	2	0	0	
Chlorpropham	419	1	0.2	0.011	0.005	1	0	0	
Imazalil	419	7	1.7	0.011 - 0.034	0.010	2	5	0	
Prochloraz	419	2	0.5	0.021 - 0.028	0.005	0	2	0	
Thiabendazole	419	5	1.2	0.029 - 0.17	0.010	2	3	0	
11 Peaches, Frozen (2 pesticides)									
Prochloraz	258	1	0.4	0.007	0.005	0	1	0	
Procymidone	258	3	1.2	0.010 - 0.025	0.005	0	3	0	
12 Peanut Butter (5 pesticides)									
Dicloran	704	1	0.1	0.011	0.005	1	0	0	
Diphenylamine (DPA)	704	3	0.4	0.012 - 0.036	0.005	3	0	0	
Permethrin Total	704	1	0.1	0.016	0.010	1	0	0	
Pirimiphos methyl	705	3	0.4	0.006 - 0.013	0.005	2	1	0	
Thiabendazole	705	1	0.1	0.009	0.005	1	0	0	
13 Pears (1 pesticide)									
Tolyfluanid	708	1	0.1	0.015	0.010	1	0	0	
14 Plums (2 pesticides)									
Atrazine	593	1	0.2	0.009	0.002	0	1	0	

Commodity / Pesticide	Number of Samples	Samples		Range of Values Detected, ppm ^	Range of LODs, ppm ^	Sample Origin			
		With Detections	% of Samples			U.S.	Import	Unk.	
Thiabendazole	593	22	3.7	0.002 - 1.4	0.002	6	16	0	
15 Potatoes (1 pesticide)									
Paclobutrazol	499	3	0.6	0.012 - 0.027	0.010	3	0	0	
16 Summer Squash (10 pesticides)									
Chlorpropham	530	2	0.4	0.001 - 0.002	0.001 - 0.005	1	1	0	
Endrin	530	7	1.3	0.003 - 0.014	0.003 - 0.005	2	5	0	
Fenhexamid	530	1	0.2	0.011	0.010	0	1	0	
Forchlorfenuron	530	1	0.2	0.001	0.001	1	0	0	
Pendimethalin	530	3	0.6	0.002 - 0.005	0.001 - 0.005	3	0	0	
Pentachloroaniline (PCA)	530	4	0.8	0.001 - 0.022	0.001 - 0.005	4	0	0	
Pronamide (Propyzamide)	530	2	0.4	0.001 - 0.002	0.001 - 0.005	2	0	0	
Propiconazole	530	1	0.2	0.003	0.001 - 0.005	0	1	0	
Pyrimethanil	530	1	0.2	0.051	0.005	0	1	0	
Quinoxifen	530	8	1.5	0.002 - 0.006	0.001	5	3	0	
17 Tomatoes (5 pesticides)									
Carbendazim (MBC) ²⁴	709	7	1	0.002 - 0.047	0.001 - 0.010	1	6	0	
Chlorpropham	709	35	4.9	0.002 - 0.020	0.001 - 0.005	9	26	0	
Disulfoton oxygen analog	709	1	0.1	0.005	0.001 - 0.005	1	0	0	
Imazalil	709	1	0.1	0.002	0.001 - 0.005	0	1	0	
Thiabendazole	709	10	1.4	0.002 - 0.010	0.001 - 0.005	2	8	0	
18 Watermelon (3 pesticides)									
Atrazine	709	1	0.1	0.013	0.010	0	1	0	
Endrin	709	1	0.1	0.013	0.005	0	1	0	
Pentachloroaniline (PCA)	709	1	0.1	0.007	0.005	1	0	0	

NOTES

- 1 Food Handling Establishment (FHE) tolerance of 0.02 ppm was applied to both acephate and its metabolite/degradate methamidophos.
- 2 Green Bean sample had 2 tolerance exceeders: acephate and its methamidophos metabolite.
- 3 Green Bean sample had 2 tolerance exceeders: acephate and its methamidophos metabolite.
- 4 Green Bean sample had 2 tolerance exceeders: acephate and its methamidophos metabolite.
- 5 Green Bean sample had 2 tolerance exceeders: acephate and its methamidophos metabolite.
- 6 Green Bean sample had 2 tolerance exceeders: acephate and its methamidophos metabolite.
- 7 Green Bean sample had 2 tolerance exceeders: acephate and its methamidophos metabolite.
- 8 Green Bean sample had 2 tolerance exceeders: acephate and its methamidophos metabolite.
- 9 Green Bean sample had 2 tolerance exceeders: acephate and its methamidophos metabolite.
- 10 Green Bean sample had 2 tolerance exceeders: acephate and its methamidophos metabolite.
- 11 Green Bean sample had 2 tolerance exceeders: acephate and its methamidophos metabolite.
- 12 Green Bean sample had 2 tolerance exceeders: acephate and its methamidophos metabolite.
- 13 Green Bean sample had 3 tolerance exceeders: acephate and its methamidophos metabolite and buprofezin.
- 14 Green Bean sample had 2 tolerance exceeders: acephate and its methamidophos metabolite.
- 15 Green Bean sample had 2 tolerance exceeders: acephate and its methamidophos metabolite.
- 16 Green Bean sample had 2 tolerance exceeders: acephate and its methamidophos metabolite.
- 17 Green Bean sample had 2 tolerance exceeders: acephate and its methamidophos metabolite.
- 18 Green Bean sample had 2 tolerance exceeders: acephate and its methamidophos metabolite.
- 19 Green Bean sample had 2 tolerance exceeders: acephate and its methamidophos metabolite.

Commodity / Pesticide	Samples			Range of Values Detected, ppm ^	Range of LODs, ppm ^	Sample Origin		
	Number of Samples	With Detections	% of Samples			U.S.	Import	Unk.
20	Green Bean sample had 2 tolerance exceeders: acephate and its methamidophos metabolite.							
21	Green Bean sample had 2 tolerance exceeders: acephate and its methamidophos metabolite.							
22	Green Bean sample had 2 tolerance exceeders: acephate and its methamidophos metabolite.							
23	Tomato sample had 2 tolerance exceeders: acephate and its methamidophos metabolite.							
24	Carbendazim (MBC) is a metabolite of benomyl and thiophanate methyl.							
25	2 green bean samples contained both fipronil and its sulfone metabolite.							

^ When a range is not listed, only one distinct detected concentration or LOD value was reported for the pesticide/commodity pair.

Note:

For those pesticide/commodity pairs where the minimum detected value is less than the limit of quantitation (3 times the limit of detection), the reported values are estimates. In a few cases, this may apply to the maximum detected value.

PESTICIDE DATA PROGRAM

Annual Summary, Calendar Year 2022

Your satisfaction is very important to us, and we welcome your comments and suggestions. Thank you for taking time to fill out and return this card.

How would you rate this document on: **Good Fair Poor**

Visual Presentation?

Ease of Readability?

Information Provided?

Comments/ Suggestions: (Attach additional pages if needed)

How did you obtain this copy? _____

Would you like additional copies? _____

Requested _____

Mail to: _____

USDA-AMS-S&T-Monitoring Programs Division

1400 Independence Ave, SW

Room 2911-S, Stop 0275

Washington, DC 20250

Electronic Mail: amsmpo.data@usda.gov