

**Weekly Tennessee Cattle and Grain Summary**

**USDA Livestock, Poultry & Grain Market News**

Nashville, TN

Monday, June 17, 2024

For Week Ending:

Friday, June 14, 2024

Receipts: 5,731

Last Week: 8,128

Last Year: 8,333

There were 58 head of Video/Internet & Board Sale cattle sold this week in TN at the following locations; Sweetwater \*These records are not counted in the Total Receipts or included in the Report Body

Compared to last week, Feeder Steers sold steady to 3.00 lower, with Feeder Heifers selling steady to mostly 3.00 lower. Slaughter Cows sold steady to 3.00 higher, with Slaughter Bulls selling mostly steady.

**STATE AVERAGES**

Steers (M&L 1-2)	This Week	Prior Week	Last Year
300-350 lbs	338.79	344.70	268.23
350-400 lbs	323.77	339.43	264.83
400-450 lbs	319.49	316.43	253.05
450-500 lbs	309.80	307.78	253.97
500-550 lbs	297.92	296.26	248.46
550-600 lbs	287.52	289.62	237.22
600-650 lbs	280.94	275.63	229.93
650-700 lbs	272.43	266.38	227.39
700-750 lbs	258.35	251.91	215.48
750-800 lbs	253.32	246.60	192.46

**Heifers (M&L 1-2)**

300-350 lbs	301.33	308.66	239.65
350-400 lbs	292.48	297.54	234.03
400-450 lbs	278.43	286.59	226.93
450-500 lbs	273.07	271.58	216.73
500-550 lbs	263.47	266.15	211.2
550-600 lbs	251.99	253.13	201.4
600-650 lbs	245.44	244.20	199.05
650-700 lbs	230.56	236.93	191.53
700-750 lbs	217.05	215.81	177.91
750-800 lbs	207.04	215.76	172.12

**WEEKLY COW SUMMARY**

Slaughter Cows	Average	High	Low
Breakers	142.68	152.77	131.09
Boners	137.58	152.54	128.32
Lean	123.72	132.00	110.07

Slaughter Bulls	Average	High	Low
Yield Grade 1's	160.98	177.17	138.77

June 10, 2024

Columbia, TN

Next Sale is June 24, 2024

GOATS: 1,086

Kids- Selection 1 50-51 lbs 260.00-300.00; 60-65 lbs 260.00-295.00; 83 lbs 350.00

LAMBS: 1,572

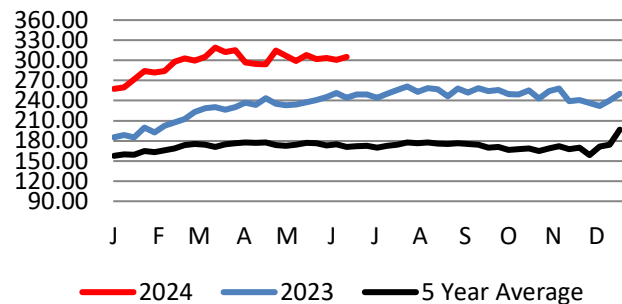
Hair Breeds-Choice & Prime 2-3 52-54 lbs 191.50-220.00; 65-69 lbs 177.50-240.00; 70-77 lbs 214.00-260.00; 88-89 lbs 230.00-268.00; 90-92 lbs 190.00-285.00; 105 lbs 265.00-270.00

[View Full Report](#)

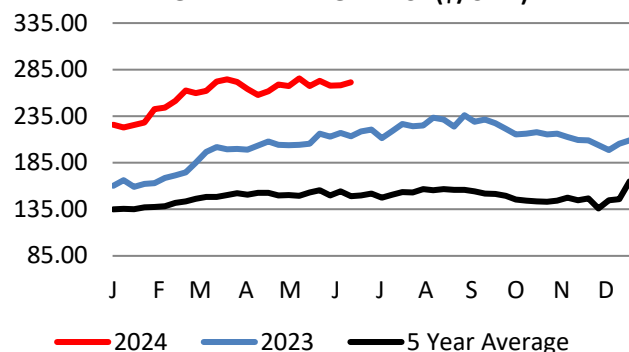
[View Full Grain Report](#)

GRAINS	This Week	Prior Week	Last Year
Corn	3.79-4.38	3.96-4.32	5.63-6.48
Soybeans	11.42-11.89	11.39-11.90	13.77-14.07
New Crop Wheat	5.52-6.08	5.82-6.59	5.74-6.28

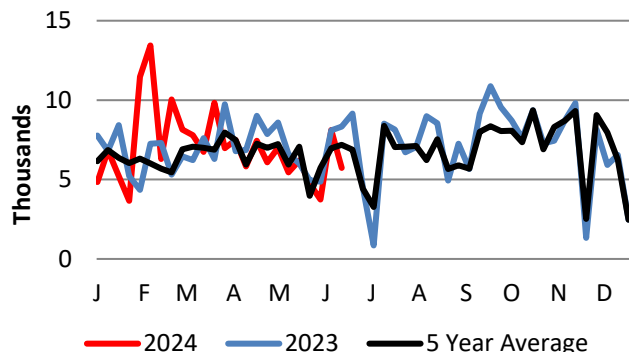
**WEEKLY 400-600 LB FEEDER STEER M&L 1-2 WEIGHTED AVERAGE PRICE (\$/CWT)**



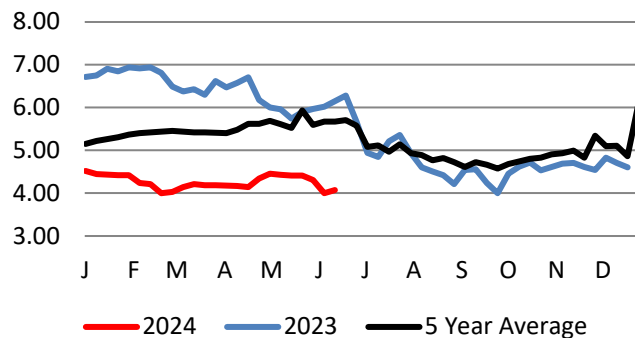
**WEEKLY 400-600 LB FEEDER HEIFER M&L 1-2 WEIGHTED AVERAGE PRICE (\$/CWT)**



**WEEKLY TENNESSEE CATTLE AUCTION RECEIPTS**



**WEEKLY TENNESSEE CORN BID AVERAGE PRICE (\$/CWT)**



USDA-TN Livestock, Poultry & Grain Market News

Nashville, TN

Bryan Sullivan, OIC 984-484-9883

Email: [Bryan.J.Sullivan@usda.gov](mailto:Bryan.J.Sullivan@usda.gov)

[USDA Livestock, Poultry, and Grain Market News](#)