

MONTANA WEEKLY SUMMARY

For week ending February 16, 2019

Livestock, Poultry & Grain Market News

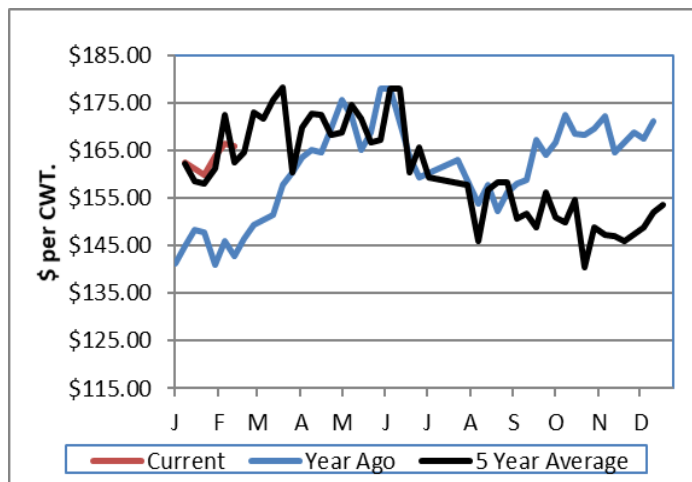
Billings.LPGMN@ams.usda.gov

CATTLE: Receipts: 4,792; Last Week 4,219; Last Year 3,489. Compared to last week: Feeder steer and heifer calves were all too lightly tested to develop an accurate market trend, however higher undertones were noticed on both steers and heifers. Demand was good to very good on light to moderate offerings. Quality this week was average to attractive, with a few very attractive offerings in the offering as well. Demand for cattle to develop into yearlings was good to very good as both order buyers and farmer feeders both showed strong demand for these offerings. Flesh scores were mostly light for cattle under 700 lbs and mostly moderate for cattle over 700 lbs. A few backgrounded offerings were pushing moderate plus flesh. CME positions from last Thursday through this Thursday closed 0.825 higher on the March to settle at 144.075, April closed 1.625 higher to settle at 146.50, and the May contract closed 1.775 higher to settle at 147.675. Market activity this week was mostly active. Weigh up cows sold on good to very good demand as packers showed strong demand for cows for immediate harvest. Snowy weather continues to impede the volume of cows being sold both directly to the packer or through sale barns. Feeding buyers were active this week as well. This helped create very good demand for all cows in the offering. Cow quality this week was average to attractive and noticeably higher than last week. Weigh up conditions were mixed, however weigh up conditions were not as attractive to buyers this week as last. Higher cow meat prices continue to help aid packers as they have been able to pay higher money for cows without giving up too much margin. The cutter cow cutout as of yesterdays close was 163.92, 0.51 lower than Wednesdays value. Slaughter cows sold mostly 3.00-6.00 higher. Feeding cows sold mostly 3.00-4.00 higher. Slaughter bulls sold mostly 2.00-4.00 higher in a narrow comparison. Offerings this week consisted of 72 percent feeder cattle, 10 percent slaughter cows, 1.5 percent slaughter bulls, 15 percent feeding cows and bulls and cows returning to the country, balance bred cows, heifers, and pairs. http://www.ams.usda.gov/mnreports/bl_ls754.txt

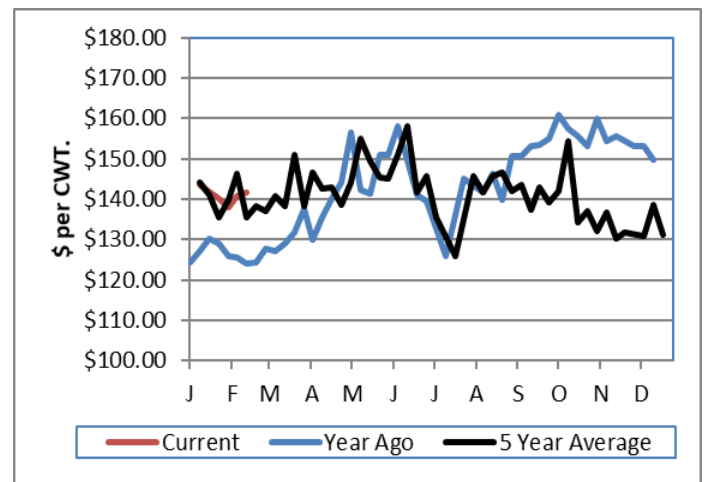
MONTANA WEEKLY FEEDER CATTLE WEIGHTED AVERAGES

Feeder Steers Medium and Large 1			Feeder Heifers Medium and Large 1		
Weight Range	This Week	Year Ago	Weight Range	This Week	Year Ago
300-400 lbs.	227.00	NA	300-400 lbs.	193.00	NA
400-500 lbs.	190.00-221.00	199.50-211.00	400-500 lbs.	163.00-181.00	162.00-187.00
500-600 lbs.	166.00-193.00	171.50-202.00	500-600 lbs.	145.00-168.50	159.00-172.00
600-700 lbs.	146.50-176.25	156.50-176.25	600-700 lbs.	132.00-150.00	137.00-165.00
700-800 lbs.	136.50-153.00	147.50-161.00	700-800 lbs.	125.00-138.00	132.00-147.50
800-900 lbs.	130.50-139.75	140.50-146.75	800-900 lbs.	120.00-126.75	134.50-138.50
900-1000 lbs.	130.50-131.50	136.50-140.50	900-1000 lbs.	119.00-127.00	130.00

Weekly Medium and Large 1 500-700 lb. Feeder Steer Price



Weekly Medium and Large 1 700-900 lb. Feeder Steer Price



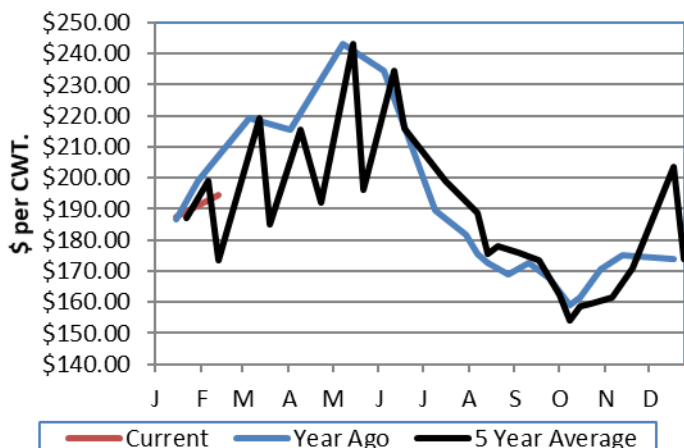
Weekly Montana Slaughter Cow and Bull Prices Average Dressing

	Percent Lean	This Week	Last Year
Breakers	75-80	61.00-62.00	65.00-66.00
Boners	80-85	57.00-63.00	64.50-70.50
Lean	85-90	57.00-62.50	64.00-71.00
Bulls	YG 1-2	72.00-84.50	81.00-91.00

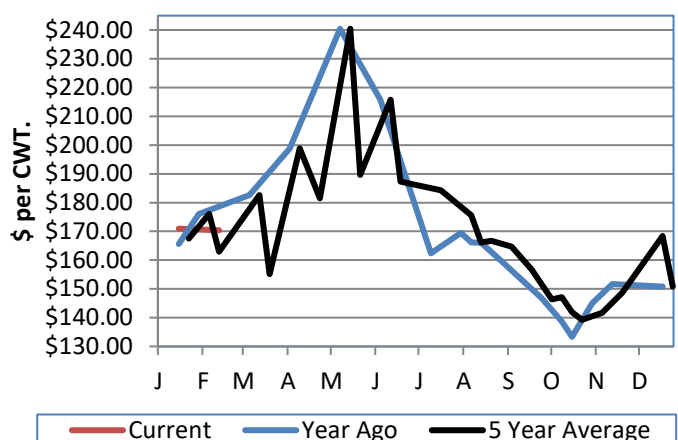
Feeding Cows and Cows Returning to the Country: Coming 2 yrs old 792 lbs 100.00, heifers 835-1280 lbs 89.00-121.00. Coming 3 yrs old: 862-1375 lbs 67.00-109.25, heifers 1210-1425 lbs 71.00-73.00. Coming 4 yrs old: 946-1362 lbs 64.00-102.00. Young age: 1140-1655 lbs 57.00-68.50, on feed 62.00-68.25. Middle age: 1175-2020 lbs 57.00-64.50. Aged: 930-1708 lbs 55.00-63.50, thin/full 50.00-55.00. **Bred cows:** Aged (Broken mouth) Medium and large 1 calving before May 15th average quality 910.00-925.00.

MONTANA SHEEP MONTHLY SUMMARY

70-90 Lb Feeder Lambs



90-110 Lb Feeder Lambs



SHEEP 02/11/19

Receipts: 3,881; Last Week: 3,661; Year Ago: 3,736. Compared to last sale (Jan 14th): Feeder lambs 60-89 lbs sold mostly 9.00-12.00 higher; 90-99 lbs lambs sold unevenly steady; lambs over 100 lbs were too lightly tested to develop an accurate market trend, however lower undertones were noticed. Quality this sale was average to attractive. Demand from ethnic buyers forced lightweight lambs higher again this sale. The majority of lightweight lambs that sold today are destined for non-traditional harvest outlets. Market activity this sale was very active. Slaughter ewes sold on uneven demand. Demand started out moderate, however as the day progressed many buyers showed need for slaughter ewes for immediate harvest. This created wide price spreads in all ewe classes destined for harvest. Demand for ewes by the end of the sale was very good as several buyers were trying to fill loads. Utility ewes sold 5.00-10.00 higher, all other classes of ewes were too lightly tested to develop an accurate market trend, however lower undertones were noticed on good ewes and higher to sharply higher undertones were noticed on cull ewes. Demand for blackface ewes continues to be very good, and they continue to offer a strong 10.00-15.00 premium to whiteface ewes. Slaughter kids sold sharply higher as ethnic buyers pushed to own the majority of kids in the sale. Quality this week was mostly attractive on light offerings. A heavy offering of bred sheep were seen this sale and demand was mostly good. The stands were filled after lunch for the annual sale. All sheep were all ultra-sounded, mouthed and bagged. Sheep receipts were 8 percent slaughter ewes and bucks, 4 percent slaughter lambs, 29 percent feeder lambs, balance ewes returning to the country and breeding stock. Goat receipts were 42 percent slaughter kids, 24 percent nannies, balance billies, weathers and replacement goats. Sheep comprised 98 percent of all receipts while goat comprised 2 percent. All sheep and goats sold on a per cwt basis, all breeding stock sold on a per head basis unless otherwise noted.

www.ams.usda.gov/mnreports/BL_LS350.txt

FEEDER LAMBS M&L 1-2		SLAUGHTER EWES	
70-80 lbs	201.00-212.00	Good (2-3)	47.00-93.00
80-90 lbs	182.50-198.50	Good (3-4)	NA
90-100 lbs	161.00-183.50	Utility (1-2)	56.00-78.00
100-110 lbs	153.00-160.00	Cull (1)	51.00-72.50
110-120 lbs	132.00-147.00	---	---

HAY: 2/15/19 Compared to last week: Alfalfa hay sold fully steady. Demand for hay to ship out of the state remains very good and producers continue to ship large quantities to neighboring states. This continues to put a strain on the remaining square supplies. Drought conditions in western states have improved slightly, however remain a concern for many ranchers and end users of hay. Local hay sales remain slow as ranchers have already purchased much of the hay they need for the year. Cold weather finally arrived over the last few weeks and reports are that hay usage, as expected, has been high. Straw sales continue to be made at steady money. All prices are dollars per ton and FOB unless otherwise noted. **Alfalfa:** Supreme: Small squares, 200.00-250.00; Large squares, 150.00; Large rounds, 110.00. Premium: Large squares, 150.00; Small squares, 200.00. Good: Large squares, 120.00-135.00; Large rounds, 110.00-120.00. Fair/Good: Large squares, 105.00-125.00; Large rounds, 85.00-115.00; Small Squares, 125.00-140.00. Utility Large rounds, 75.00-80.00; Large squares, 80.00-120.00. **Grass/ Alfalfa:** Good: Small squares, 180.00; Large squares, 125.00. Fair: Large squares, 110.00-115.00; Large rounds, 90.00-100.00; Small squares, 120.00-130.00. Utility: Large squares, 70.00-90.00. **Grass:** Premium Small squares, 200.00. Good: Small squares, 185.00; Large rounds, 110.00-120.00. Fair: Large squares, 125.00; Large rounds, 90.00-100.00; Small squares, 130.00. Utility: Large rounds, 70.00. **Timothy Grass:** Premium: Small squares, 225.00-240.00. Good: Small squares, 160.00-180.00. **Barley Straw:** Large squares, 40.00-45.00; Large rounds, 40.00-45.00. **Wheat straw:** South central Large squares, 35.00-40.00. Northern Large squares, 35.00-40.00. www.ams.usda.gov/mnreports/bl_gr310.txt

GRAIN: 2/15/19 Compared to 2/08/19, Winter Wheat closed .16 to .18 cents per bushel lower; Spring Wheat closed .05 cents higher to .06 cents per bushel lower; Feed barley closed steady. www.ams.usda.gov/mnreports/bl_gr110.txt

MONTANA WEEKLY GRAIN PRICES

	12 Percent Winter Wheat	14 Percent Spring Wheat	Feed Barley/CWT
Billings Area	5.01-5.16	5.34-5.49	---
Great Falls	5.17-5.28	5.43-5.52	6.25-6.50
Northeast MT	4.56-4.91	4.92-5.23	---