



USDA WEEKLY NATIONAL LAMB MARKET SUMMARY

Livestock, Meat, Wool, Pelt, & International Markets

Friday, April 20, 2018

VOL. 25 No. 16

NATIONAL SHEEP SUMMARY

Weekly Trends: Compared to last week slaughter lambs were 10.00-20.00 lower, instances 20.00-40.00 lower. Slaughter ewes were weak to 5.00 lower, instances 10.00-20.00 lower. Feeder lambs weak in light test. At San Angelo, TX 6808 head sold. Equity Electronic Auction sold 1200 slaughter lambs in California.

Slaughter Lambs: Choice and Prime 2-3 90-160 lbs:
 San Angelo: shorn and woolled 110-155 lbs 120.00-134.00, few 138.00-142.00.
 VA: woolled 90-110 lbs 188.00.
 PA: shorn and woolled 90-110 lbs 270.00-285.00; 110-130 lbs 232.00-275.00; 130-150 lbs 215.00-240.00; 150-200 lbs 190.00-225.00.
 Ft. Collins, CO: woolled 145-175 lbs 130.00-160.00.
 South Dakota: shorn and woolled 140-155 lbs 141.00-143.00.
 Kalona, IA: no test.
 Billings, MT: no test.
 Missouri: no test.
 Equity Elec: shorn 145-165 lbs 143.50.

Slaughter Lambs: Choice and Prime 1-2:
 San Angelo: 40-60 lbs 208.00-226.00; 60-70 lbs 196.00-222.00; 70-80 lbs 194.00-202.00, few 207.00-210.00; 80-90 lbs 190.00-202.00; 90-110 lbs 180.00-196.00, few 199.00.
 Pennsylvania: 40-50 lbs 265.00-287.00; 50-60 lbs 260.00-280.00, few 280.00-295.00; 60-70 lbs 255.00-275.00, few 280.00-290.00; 70-80 lbs 245.00-275.00, few 275.00-285.00; 80-90 lbs 245.00-272.00, few 270.00-290.00.
 Kalona, IA: 40-50 lbs 222.50-250.00; 50-60 lbs 220.00-235.00; 60-70 lbs 220.00-235.00; 70-80 lbs 225.00-234.00; 80-90 lbs 224.00-236.00.
 Ft. Collins: 40-60 lbs 220.00-250.00; 60-80 lbs 230.00-240.00; 80-90 lbs 235.00-255.00; 100-105 lbs 230.00-232.50.
 Missouri: 60-70 lbs 230.00-240.00; 70-105 lbs 200.00-225.00.
 Virginia: 30-60 lbs 237.50-240.00; 60-80 lbs 221.00-250.00; 80-110 lbs 189.00-213.00.
 South Dakota: 90-100 lbs 143.00-145.00.
 Billings, MT: 70-80 lbs 182.00-185.00; 80-90 lbs 177.50-178.00; 107 lbs 161.00.

Direct Trading: (Lambs fob with 3-4 percent shrink or equivalent)
 : Slaughter Lambs shorn and woolled 145-186 lbs (wtd avg) .

Slaughter Ewes:
 San Angelo: Good 3-4 (very fleshy) no test; Good 2-3 (fleshy) 64.00-75.00; Utility and Good 1-3 (medium flesh) 76.00-85.00; Utility 1-2 (thin) 65.00-75.00; Cull and Utility 1-2 (very thin) 60.00-65.00; Cull 1 (extremely thin) 20.00-59.00.
 Pennsylvania: Good 3-4 (very fleshy) 50.00-100.00; Good 2-3 (fleshy) 72.00-135.00; Utility 1-2 (thin) 75.00-120.00; Cull 1 no test.
 Ft. Collins: Good 3-5 (very fleshy) 77.50-88.50; Good 2-3 (fleshy) 80.00-92.50; Utility 1-2 (thin) 55.00-57.50; Cull 1 (extremely thin) no test.
 Billings, MT: Good 3-4 (very fleshy) 48.00-53.00; Good 2-3 (fleshy) 56.00-70.00; Utility 1-2 (thin) 54.00-66.00; Cull 1 48.00-58.00.
 So Dakota: Good 3-4 (very fleshy) no test; Good 2-3 (fleshy) 45.00-53.00; Utility 1-2 (thin) 42.00-54.00; Cull 1 37.00.
 Missouri: Utility and Good 1-3 (medium flesh) 50.00-85.00.
 Virginia: Good 2-4 80.00-94.00; Utility 1-2 82.00; Cull 1 64.00.
 Kalona: Good 3-4 (very fleshy) no test; Good 2-3 (fleshy) 60.00-82.50; Utility and Good 1-2 (medium flesh) 65.00-73.00; Utility 1-2 (thin) 58.00-74.00; Cull 1 no test.

Feeder Lambs: Medium and Large 1-2:
 San Angelo: 50-90 lbs 198.00-226.00; 98 lbs 218.00.
 Virginia: no test.
 Ft. Collins: no test.
 Billings: old crop 87 lbs 180.00; 90-100 lbs 175.00-177.50.
 Kalona: 25-30 lbs 255.00-280.00; 30-35 lbs 257.50-270.00.
 So Dakota: 40-50 lbs 200.00-222.50; 60-70 lbs 185.00-187.50.
 Missouri: no test.

Replacement Ewes: Medium and Large 1-2:
 San Angelo: baby tooth hair ewes 136.00-150.00 per head; mixed age hair ewes 80-130 lbs 90.00-135.00 cwt.
 Ft. Collins: no test.
 Billings: bred baby tooth 187.50 per head; bred baby tooth to solid mouth 175.00 per head; yearlings 125-160 lbs 81.00-100.00 cwt; baby tooth 125-165 lbs 61.00-75.00 cwt.
 So Dakota: no test.
 Kalona, IA: no test.
 Missouri: mixed age hair ewes 80-150 lbs 100.00-125.00 cwt; hair ewes and lambs 65.00-85.00 per head.

NATIONAL DAILY LAMB CARCASS

Negotiated sales for delivery within 14 calendar days, FOB Plant basis.

Compared to last week: All weights of carcasses not reportable due to confidentiality.

DAILY CHOICE AND PRIME, YG 1-4		Head 830
Weight	Head	Wt Avg
45-DN	*Price not reported due to confidentiality*	
45-55#	*Price not reported due to confidentiality*	
55-65#	*Price not reported due to confidentiality*	
65-75#	*Price not reported due to confidentiality*	
75-85#	*Price not reported due to confidentiality*	
85-UP	*Price not reported due to confidentiality*	

* SAT-FRI CHOICE AND PRIME, YG 1-4		Head 2,653
Weight	Head	Wt Avg
45-DN	*Not reported due to confidentiality*	
45-55#	*Not reported due to confidentiality*	
55-65#	*Not reported due to confidentiality*	
65-75#	*Not reported due to confidentiality*	
75-85#	*Not reported due to confidentiality*	
85-UP	*Not reported due to confidentiality*	

For more information, please visit www.ams.usda.gov/ConfidentialityGuidelines

USDA NATIONAL LAMB ESTIMATED GRADING PERCENT

Week Ending 04/07/2018: Actual FIS Sheep Slaughter 43,847 head. 40,553 Lambs, 92.5% of total sheep slaughtered. 18,612 graded, 45.90% of total Lambs slaughtered.

GRADE BREAKDOWN	Yield Grade					Total
	1	2	3	4	5	
Quality						
Prime	0.17%	1.71%	2.92%	1.57%	0.80%	7.16%
Choice	4.06%	30.51%	36.28%	12.33%	9.66%	92.84%
Total %	4.23%	32.22%	39.20%	13.90%	10.46%	

HIGHLIGHTS

Weighted Avg Prices (Simple Avg noted *)

SLAUGHTER LAMBS
 Choice & Prime 2-3
 Shorn & Woolled (130 - 180 pounds)

Latest	Last Wk	Last Yr	
San Angelo, TX	120.00	130.01	130.01
Worthing-Sioux Falls, SD	142.71	154.06	182.00

[Ft Collins, CO](#)
 N/Q N/Q N/Q

SLAUGHTER EWES
 Good 2-3 & Good 3-4

Latest	Last Wk	Last Yr	
San Angelo, TX	71.28	75.12	75.62

[St. Onge, Newell, SD](#)
 N/Q 49.71 N/Q

[Ft. Collins, CO](#)
 * 84.50 86.25 79.25*

[Billings, MT](#)
 59.78 N/Q N/Q

FEEDER LAMBS
 Medium-Large 1-2 (90-110 pounds)

Latest	Last Wk	Last Yr	
San Angelo, TX	218.00	226.00	N/Q

[St. Onge, Newell, SD](#)
 N/Q 207.00 N/Q

[Ft. Collins, CO](#)
 N/Q N/Q N/Q

CARCASS LAMB
 FOB PLANT *SAT-FRI*

WT AVGS	Last Week		Latest
	Last Week	Latest	
45#-Dn	N/Q	N/Q	
45-55#	N/Q	N/Q	
55-65#	N/Q	N/Q	
65-75#	N/Q	N/Q	
75-85#	N/Q	N/Q	
85#-Up	N/Q	N/Q	
Last Year			
45#-Dn	N/Q		
45-55#	N/Q		
55-65#	N/Q		
65-75#	N/Q		
75-85#	N/Q		
85#-Up	N/Q		

NATIONAL BOXED LAMB CUTS

FOB Plant basis negotiated sales for delivery within 0-21 day period, fresh and frozen carlot volume, including sales since last report, U.S. dollars per 100 pounds.

Current Volume
 Fresh Cuts 1,002,125 pounds
 Frozen Cuts 250,912 pounds

Items with no entries indicate non-reportable trades.

FRESH CHOICE & PRIME CUTS

IMPS	Sub-Primal	# Of Trades	Total Pound	Weighted Average	Change from Prior Days
204	Rack, 8-Rib, light	7	1,167	\$876.45	0.00
204	Rack, 8-Rib, medium	113	20,045	\$843.08	(1.34)
204	Rack, 8-Rib, heavy	7	892	\$929.06	2.72
204A	Rack, chined	37	6,468	\$1,052.33	5.97
204B	Rack, roast-ready	30	6,184	\$1,225.91	(2.80)
204C	Rack, roast-ready, frenched	133	22,275	\$1,611.96	4.45
204D	Rack, roast-ready, special	6	1,690	\$2,088.98	15.87
206	Shoulders	69	48,888	\$257.54	0.25
207	Shoulders, square-cut	197	108,488	\$265.79	(0.14)
208	Shoulders, square-cut, bnls	41	10,793	\$529.76	(10.78)
209	Breast	123	33,780	\$207.45	(3.20)
209A	Ribs, Breast bones off	37	7,536	\$544.08	5.23
210	Foreshank	156	16,218	\$413.02	(4.07)
231	Loins	15	3,289	\$426.54	2.21
232	Loins, trimmed 4x4	92	15,750	\$527.03	0.11
232	Loins, trimmed 2x2	17	2,418	\$769.18	(2.58)
232	Loins, trimmed 1x1	63	14,676	\$790.52	45.23
232	Loins, trimmed 0x0	24	3,350	\$982.90	(5.11)
232A	Loins, short-cut, 1x1	15	1,139	\$648.17	(7.96)
232C	Loin, boneless, tied	15	1,201	\$1,520.90	(31.01)
232E	Flank, untrimmed	22	12,040	\$113.25	(1.07)
233	Legs	52	7,023	\$368.09	(0.85)
233A	Leg, trotter-off	147	52,905	\$359.03	(4.67)
233C	Leg, trotter-off, partial bn1	16	1,362	\$506.05	(0.33)
233E	Leg, steamship	6	891	\$455.72	1.31
233F	Hindshank	51	9,174	\$406.63	(21.18)
234	Leg, Boneless, Tied	138	45,228	\$545.41	2.38
234A	Leg, shank off, bnls	23	2,243	\$686.56	(19.62)
234E	Leg, inside, boneless	58	7,676	\$821.25	8.18
234G	Sirloin, boneless	27	1,822	\$820.95	(6.97)
236	Back, trimmed	5	53	\$723.21	1.57
238	Trimnings	21	2,296	\$491.21	1.96
239	Special trimnings	12	660	\$582.24	(9.33)
295	Lamb for stewing	41	3,689	\$591.99	(6.38)
296	Ground lamb	83	23,023	\$538.37	0.51
	Necks	35	7,376	\$169.82	(9.68)

FROZEN CHOICE & PRIME CUTS

IMPS	Sub-Primal	# Of Trades	Total Pound	Weighted Average	Change from Prior Days
207	Shoulders, square-cut	7	13,454	\$239.75	22.42
209	Breast	10	13,953	\$243.08	8.01
210	Foreshank	8	2,185	\$382.08	(52.57)
232	Loins, trimmed 0x0	3	1,002	\$277.50	(1.84)
232E	Flank, untrimmed	13	29,750	\$92.89	0.85
233A	Leg, trotter-off	6	4,942	\$375.51	6.61
233F	Hindshank	3	848	\$449.78	0.00
234	Leg, Boneless, Tied	5	2,535	\$623.98	(86.03)
234E	Leg, inside, boneless	16	1,571	\$855.94	(3.13)
239	Special trimnings	3	2,399	\$409.44	
295	Lamb for stewing	16	5,151	\$728.04	1.52
296	Ground lamb	35	8,529	\$591.40	(3.17)
	Necks	14	49,112	\$158.09	(0.76)

NATIONAL RETAIL SUMMARY

NATIONAL SUMMARY						
	THIS WEEK		LAST WEEK		LAST YEAR	
Outlets	29,200		29,200		29,200	
Feature Rate (1/)	18.8%		4.4%		22.2%	
Special Rate (2/)	0.1%		0.0%		0.0%	
Activity Index (3/)	7.290		1.970		10.000	
	Stores	Wld Avg	Stores	Wld Avg	Stores	Wld Avg
LAMB						
LB Shoulder Roast	10	3.99			30	4.51
LB Shldr Blade Chops	290	5.24	330	5.09	360	5.17
LB Shldr Rnd Bone Chop	50	6.69	130	5.61	20	5.66
LB Breast	40	5.11	10	3.99		
LB Rack	800	13.00	20	10.99	1,520	11.26
LB Ribs					230	17.99
LB Rib Chops			20	11.99		
LB Whole Loin					40	3.99
LB Loin Chops	330	8.68	110	8.20	880	7.49
LB Bone-In Leg	1,480	6.29	100	5.09	1,100	5.58
LB Boneless Leg	1,890	7.43	40	9.99	500	7.07
LB Semi-Bnls Leg	580	6.34	160	4.99	2,010	5.25
LB Butterflied, Bnls Leg	160	6.99	10	6.99	10	7.99
LB Leg, Shank/Butt	670	8.01	10	5.99	2,000	5.80
LB Leg Steaks	230	8.99	10	5.99	260	7.99
LB Top Round Roast						
LB Top Round Steak						
LB Ground Lamb	10	7.99	250	5.00		
LB Shank	10	5.48	20	5.93	120	5.99
LB Stew Meat-Lamb	30	4.99	30	7.30	10	4.99
LB Stew Meat-Mutton					20	2.29

USDA ESTIMATED NATIONAL LAMB CARCASS CUTOUT

Based on 5-Day Rolling weighted average FOB plant prices collected under Mandatory Price Reporting and industry yields.

CUTS	FOB PRICE	CHANGE	%CARCASS	LBS
FORESADDLE				
204 RACK, 8-RIB MEDIUM	843.08	-1.34	11.42%	7.54
209 BREAST **	211.76	3.80	7.74%	5.11
207 SHOULDERS, SQ-CUT	265.79	-0.14	24.17%	15.95
210 FORESHANK	413.02	-4.07	3.48%	2.30
NECK **	159.62	-1.76	2.31%	1.52
HINDSADDLE				
232 LOINS, TRIMMED 4X4	527.03	0.11	10.91%	7.20
232E FLANK UNTRIMMED **	98.76	1.24	2.81%	1.85
233A LEG, TROTTER OFF	359.03	-4.67	31.29%	20.65
GROSS CARCASS VALUE:	367.59	-1.49	94.13%	62.13
FORESADDLE VALUE	396.93	-0.15	49.12%	32.42
HINDSADDLE VALUE	383.50	-3.14	45.01%	29.71
Carcass value less process/packaging per cwt cost of \$44.85				
NET CARCASS VALUE	322.74	-1.49		

* Shrink and trim of 3.87 lbs not reflected in cutout value.
 * Based on Actual Federally Inspected Slaughter Carcass Weight of 66.00 lbs. for W/E 04/07/2018, -1.00lbs lighter than last week.
 **Includes Fresh and Frozen Product

ACTUAL SLAUGHTER UNDER FEDERAL INSPECTION

For W/E 04/07/2018

Monday	9,220
Tuesday	10,954
Wednesday	7,974
Thursday	8,546
Friday	6,335
Saturday	818
Total	43,847

Lambs & Yearlings 92.5%
 Mature Sheep 7.5%

RED MEAT PRODUCTION

(Estimated, except *Actual*)

Production Mil.Lbs.

21-Apr-2018	2.5
14-Apr-2018	2.7
Change	-7.4%
22-Apr-2017	2.2
Change	13.6%
2018 YTD:	43.9
2017 YTD:	42.7
Change	2.8%
07-Apr-2018	2.9

Average Live Weights

21-Apr-2018	135
14-Apr-2018	139
22-Apr-2017	138
07-Apr-2018	131

Dressed

21-Apr-2018	68
14-Apr-2018	70
22-Apr-2017	69
07-Apr-2018	66

Slaughter

21-Apr-2018	37,000
14-Apr-2018	38,000
Change	-2.6%
22-Apr-2017	32,000
Change	15.6%
2018 YTD:	612,000
*2017 YTD:	608,000
Change	0.7%

US FEDERALLY INSPECTED SLAUGHTER BY REGION

Week Ending 04/07/2018

Standard Federal Regions	Total	Sheep Mature	Lambs & Yearlings
1 /	2 /	Sheep	Yearlings
1,000 head			
1	1.1	-	1.1
2	6.9	0.3	6.6
3	5.1	1.3	3.8
4	1.9	0.5	1.5
5	7.0	0.4	6.6
6	0.8	0.2	0.6
7	0.3	-	0.3
8	14.3	0.3	13.9
9	5.6	0.2	5.3
10	0.9	-	0.8
U.S.	43.8	3.3	40.6

- Represents zero.
 (D) Withheld to avoid disclosing individual operations.
 1/ States included in regions are as follows 1- CT, ME, NH, VT, MA & RI; 2- NY & NJ; 3- DE-MD, PA, WV & VA; 4- AL, FL, GA, KY, MS, NC, SC & TN; 5- IL, IN, MI, MN, OH & WI; 6- AR, LA, NM, OK & TX; 7- IA, KS, MO & NE; 8- CO, MT, ND, SD, UT & WY; 9- AZ, CA, HI & NV; 10- AK, ID, OR & WA.
 2/ Totals may not add due to rounding. A region may not be published due to confidentiality, but is included in totals.

CANADIAN FEDERALLY INSPECTED SLAUGHTER

	Current 04/14/18	Week Ago 04/07/18	Year Ago 04/15/17	YTD 2018	YTD 2017	%Change
Cattle:	57,362	54,456	43,582	789,034	739,520	6.7%
Calves:	3,934	3,632	3,498	55,415	58,403	-5.1%
Sheep:	3,073	3,360	4,583	52,317	54,581	-4.1%
Hogs:	405,152	371,166	365,461	5,998,924	6,115,845	-1.9%

Texas to Mexico Daily Livestock Exports

THU, 04/20/2018	EXPORTS 04/19/18	CURRENT WEEK-T-D	CURRENT Y-T-D	PREVIOUS Y-T-D
Slaughter Lambs	0	0	0	0
Slaughter Ewes	0	0	2,225	623
Breeding Males	0	0	0	0
Breeding Females	0	0	0	0
Total Sheep	0	0	2,225	623

US TO MEXICO WEEKLY LIVESTOCK EXPORT SUMMARY

Thu 04/19/2018	Current Week 04/14/2018	Previous Week 04/07/2018	Current Y-T-D	Previous Y-T-D*	PERCENT CHANGE
Slaughter					
Lambs	0	0	0	0	
Ewes	0	324	2,225	623	
Breeding Males	0	0	0	0	
Breeding Females	0	0	0	0	
Total	0	0	2,225	623	357.14%

LAMB AND MUTTON IMPORTS

For Reporting Period: 04/08/18 to 04/14/18 Metric Tons Week 15

	Boneless Trimblings	Carcasses	Cuts	Edible Offals	Primals & Subprimals	Weekly Total	Year-to- Date Total
Lamb							
Australia	23	17	687		368	1,095	17,029
Canada					1	1	48
Chile		35				35	35
Iceland				6		6	32
Mexico							0
New Zealand	1	50	2	158	422	633	7,562
Northern Ireland							0
Spain							0
Uruguay							9
Total	24	67	689	164	791	1,735	24,715
					Corned (Species)		
Mutton							
Australia		9	242	36	152	440	8,040
Chile							17
New Zealand					77	77	1,997
Total		9	242	36	152	440	8,040

NATIONAL WEEKLY LAMB CARCASS AND LAMB CUTS - IMPORTED

FOB cold storage; negotiated sales for delivery within 0-21 days and for delivery 22/Up days; fresh and frozen carlot volume; U.S. dollars per 100 pounds.

Items with no entries indicate non-reportable trades

WEEKLY VOLUME	AUS = Australian	NZ = New Zealand
Fresh Cuts =	1,174,145 Pounds	
Frozen Cuts =	1,920,274 Pounds	

NEGOTIATED SALES, FRESH

Sub-Primal	# of Trades	Total Pounds	Price Range	Weighted Average
AUS Rack, FR, Cap-off, 20-24 oz	26	10,600	1,050.00	1,321.00
AUS Rack, FR, Cap-off, 24-28 oz	34	15,557	1,050.00	1,442.00
AUS Rack, FR, Cap-off, 28 oz/up	55	94,143	950.00	1,302.00
AUS Shoulder, Square-cut	19	60,485	284.00	398.00
AUS Foreshank, VP	11	8,514	306.00	386.00
AUS Shortloin, 1-Rib, 1x1	3	3,619	485.00	533.00
AUS Shortloin, 1-Rib, 0x0	30	107,281	519.00	615.00
AUS Leg, semi bnls	7	4,483	391.00	410.00

NEGOTIATED SALES, FROZEN

Sub-Primal	# of Trades	Total Pounds	Price Range	Weighted Average
AUS Rack, FR, Cap-off, 20-24 oz	18	11,911	935.00	1,292.00
AUS Rack, FR, Cap-off, 24-28 oz	18	15,581	989.00	1,258.00
AUS Rack, FR, Cap-off, 28 oz/up	9	12,852	979.82	1,135.00
AUS Shoulder, Square-cut	32	70,925	237.00	299.00
AUS Shoulder, Square-cut, bnls	22	65,384	346.00	398.00
AUS Foreshank, LP	22	21,528	244.00	288.00
AUS Leg, Long	79	221,563	251.00	452.00
AUS Hindshank, LP	9	4,244	260.00	353.00
AUS Hindshank, VP	17	14,253	235.00	355.00
AUS Leg, bnls	48	130,326	362.00	466.00
NZ Rack, FR, Cap-off, 12 oz/dn	6	4,192	1,055.00	1,193.00
NZ Rack, FR, Cap-off, 12-16 oz	94	56,911	1,039.00	1,266.00
NZ Rack, FR, Cap-off, 16-20 oz	53	33,787	1,005.00	1,266.00
NZ Rack, FR, Cap-off, 20 oz/up	20	8,539	895.00	1,245.00

Regional Weekly Summaries

MOUNTAIN AREAS AND WESTERN UNITED STATES DIRECT SHEEP

Receipts: 0 Last Week: 2800 Last Year: 0

Compared to a week ago: There were no confirmed trades this week. The state identified is the state of origin. Prices quoted per cwt. Current delivery unless otherwise noted.

SOUTH CENTRAL DIRECT SHEEP

Feeder Lambs: Trading at a standstill, demand light.

TX: None. Slaughter Lambs: TX: None. Slaughter Ewes: TX: None.

Replacement Ewes: TX: None.

NATIONAL WEEKLY SLAUGHTER SHEEP REVIEW

Compared to last week, negotiated purchases of slaughter lambs were steady to 1.00 lower on comparable sales.

Negotiated Purchases:

This Week: 3100 Last Week: 3700 Last Year: 3900

Domestic Slaughter Lambs

Choice and Prime:

Live Purchases:	Weight Range	Price Range	Wtd Avg Price
Wooled and Shorn	134-159 lbs	135.00-158.84	148.82

Formula Purchases:

Formula purchase information for previously slaughtered lambs (carcass basis)

Weighted Average Weight:	90.00 lbs
Weighted Average Net Price:	269.25
Weighted Average Dressing Percent:	50.13

Comprehensive Information:

Includes all Negotiated & Formula transactions submitted this week (carcass basis)

Weighted Average Weight:	87.56 lbs
Weighted Average Net Price:	275.95
Weighted Average Dressing Percent:	50.06

*For more information, please visit www.ams.usda.gov/ConfidentialityGuidelines

WEEKLY LAMB PELTS PRICE REPORT - FOB Major Production Points

Per Piece Price

Estimated Credit Returned to Producers Per Piece Price for Week Ending: 04/20/2018

Pelt activity this week compared to last report: Compared to last week, pelts were mostly steady.

Unshorn	Price Range	Shorn	Price Range
Supreme	2.50 -11.50	Supreme	1.50 -11.25
Premium	(2.50) - 9.50	Premium	(2.50) - 8.50
Standard	(1.00) - 2.00	Standard	(2.50) - 1.50
Fair	(1.50) - 2.00	Fair	(2.25) - (1.00)
Mixed Class	(1.50) - 1.50	Mixed Class	(2.50) - (2.25)
Damaged/Puller	(1.50) - (1.25)	Damaged/Puller	(2.50) - (2.25)

Pelt Category	Square Footage	Discolored Fiber	Manure/Seed Free	Staple Length	Micron	Processing Defects
Supreme	9-up	none	predominantly	1-3	22-26	minimal
Premium	7-10	none-minimal	predominantly	1-3	22-26	minimal
Standard	8-down	minimal	somewhat/heavy	1-3	22-up	minimal
Fair	4-up	some	somewhat/heavy	NA	NA	yes
Mixed Class	NA	some	somewhat/heavy	NA	NA	yes
Damaged/Puller	NA	some	somewhat/heavy	NA	NA	yes

Livestock Mandatory Reporting on Negotiated, Formula and Contract trades Monday April 16, 2018 through Friday April 20, 2018 showed pelts consisting of 53.3% Unshorn and 46.7% Shorn.

NATIONAL WOOL REVIEW

Domestic wool trading on a clean basis was very active for bidding this week. Close to one million pounds of wool were bid on Thursday, though confirmation of sales could not be determined for this report. The results of confirmed sales will be included on the report next week. Prices reflect trades FOB warehouse in original bag or square pack, bellies out, some graded, and 76 mm or longer. No allowance made for coring, freight or handling fees at the warehouse level to reflect net grower prices (*) indicates new prices this week. (NA) represents microns not normally available in this region. Wools shorter than 75 mm typically discounted .10-.20 clean. Classed and skirted wools usually trade at a .10-.20 premium to original bag prices.

Micron	US Grades	Fleece States	Territory States	Texas and New Mexico
18	80s	None	None	None
19	70-80s	None	None	None
20	64-70s	None	None	None
21	64s	None	None	None
22	62s	None	None	None
23	60-62s	None	None	None
24	60s	None	None	None
25	58s	None	None	None
26	56-58s	None	None	None
27	54-56s	None	None	None
28	54s	None	None	NA
29	50-54s	None	None	NA
30-34	44-50s	None	None	NA

Domestic wool trading on a greasy basis was at a standstill this week. There were no confirmed trades reported. All trades reported on a weighted average.

Domestic wool tags are delivered to buyer and reported on a greasy basis:

Number 1 tags	Number 2 tags	Number 3 tags
.60-.70	.50-.60	.40-.50

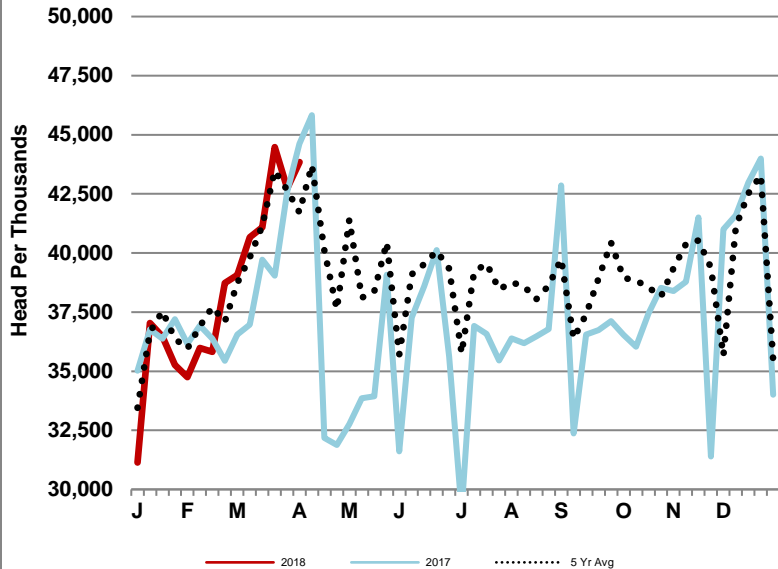
In Australia this week, the Eastern Market Indicator was up 49 at 1825 cents per Kg clean from the sale a week ago. A total of 39,505 bales were offered with sales of 96.6 percent. The Australian exchange rate was weaker by .0058 at .7808 percent of the U.S. dollar. Australian wool prices are quoted delivered Charleston, South Carolina. The current freight rate is .15 cents per pound clean. Schlumberger Dry formula is used for yield determination.

The 75-85 percent of Australia price range can be used as an estimated value of clean domestic prices FOB the warehouse and gross producer. These are estimated domestic values and may vary depending on current market conditions, yield, strength, length, colored fiber content, poly contamination, and other quality factors.

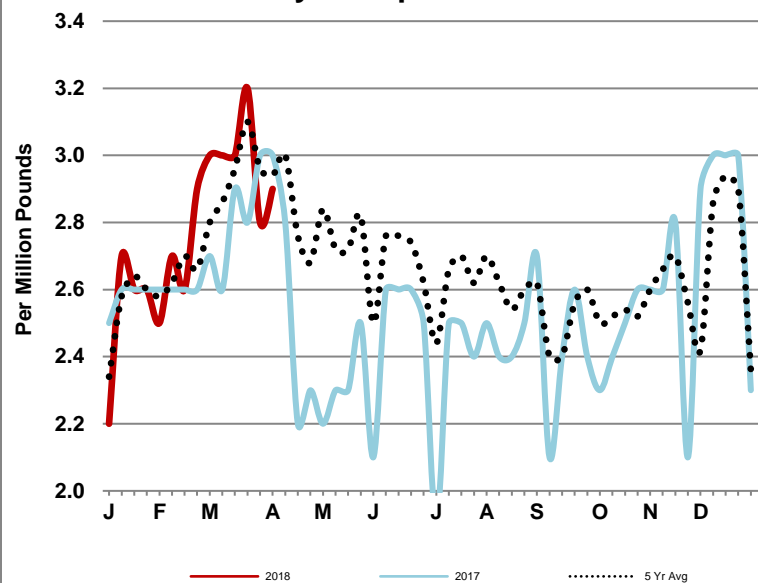
Micron	US Grade	Clean Del Price in U.S. Dollars	Change from Previous Sale	75-85 Percent of Australia
18	80s	8.47	+ .23	6.35-7.20
19	70-80s	7.55	+ .22	5.66-6.42
20	64-70s	7.17	+ .26	5.38-6.09
21	64s	7.06	+ .28	5.30-6.00
22	62s	6.98	+ .31	5.24-5.93
23	60-62s	6.81	+ .32	5.11-5.79
24	60s	6.41	+ .27	4.81-5.45
25	58s	5.16	+ .37	3.87-4.39
26	56-58s	4.59	+ .20	3.44-3.90
28	54s	3.46	+ .13	2.59-2.94
30	50s	2.56	+ .17	1.92-2.18
32	46-48s	1.79	+ .21	1.34-1.52
	Merino Clippings	5.02	+ .08	3.76-4.27

Eastern Market Indicator closed up 49 at 1825 cents per kg clean. Australian exchange rate was weaker by .0058 at .7808 percent of the U.S. dollar.

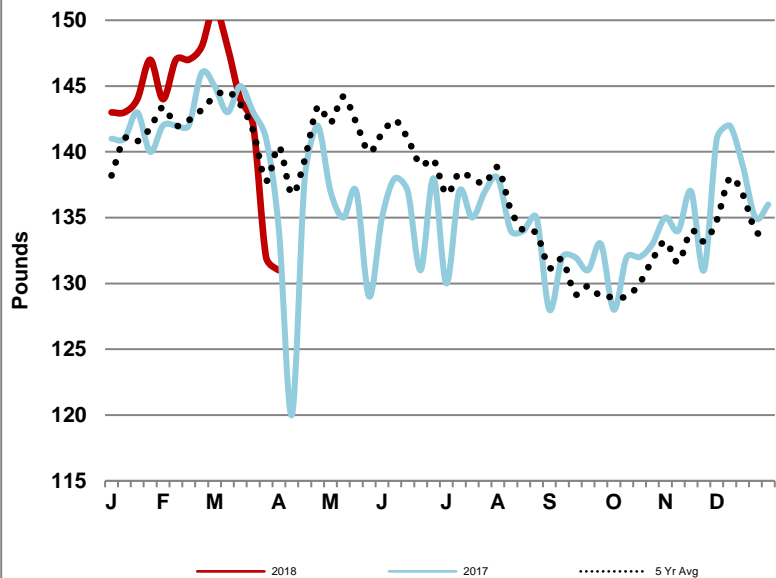
Weekly Sheep Slaughter



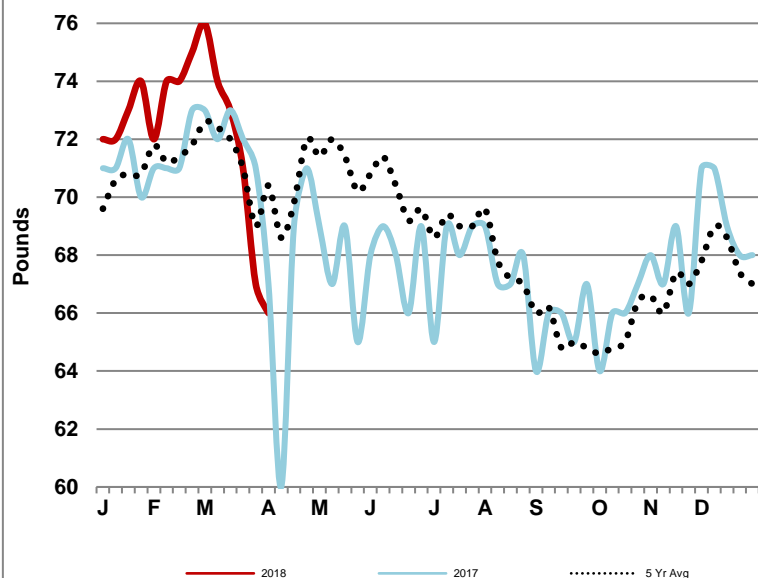
Weekly Sheep Production



Weekly Sheep Average Live Weight



Weekly Sheep Average Dressed Weight



Market News Sources



For additional information, contact these Livestock and Grain Market News locations

Des Moines, IA
William Worlie
515-284-4460

St. Joseph, MO
Jodie Pitcock
816-676-7000

Greeley, CO
970-353-9750

New Holland, PA
Levi Geyer
717-354-2391

San Angelo, TX
Rebecca Sauder
915-653-1778

Sioux Falls, SD
Justin Lumpkin
605-338-4061

USDA AMS Livestock, Poultry & Grain Market News Portal