



# National Weekly Fed Cattle Comprehensive

Agricultural Marketing Service  
Livestock, Poultry, and Grain Market News

January 15, 2019

## Weighted Average Prices

(Weekly Information from 2pm Previous Monday to 10am Current Monday; Includes Negotiated, Formula Nets, Contract Nets, & Grid Nets)"

### All Steers & Heifers (Beef Type Cattle)

Purchasing Basis	% Choice	Head	Avg Price	Week Ago Change	Year Ago Change
Dressed	> 65% Choice	257,285	\$196.62	\$3.40 ↑	\$1.50 ↑
	< 65% Choice	24,430	\$192.80	\$3.15 ↑	\$0.13 ↑
	Total all Grades	281,715	\$196.29	\$3.31 ↑	\$1.45 ↑
Live	> 65% Choice	78,901	\$123.72	\$1.32 ↑	\$2.36 ↑
	< 65% Choice	16,403	\$123.18	\$0.63 ↑	\$2.31 ↑
	Total all Grades	95,304	\$123.63	\$1.22 ↑	\$2.37 ↑

### Dairy Bred

Purchasing Basis	% Choice	Head	Avg Price	Week Ago Change	Year Ago Change
Dressed	> 65% Choice	33,583	\$178.07	\$3.29 ↑	\$4.25 ↑
	< 65% Choice	4,134	\$175.25	\$3.11 ↑	(\$4.05) ↓
	Total all Grades	37,717	\$177.76	\$3.28 ↑	\$2.77 ↑
Live	> 65% Choice	1,390	\$105.07	\$0.84 ↑	\$3.70 ↑
	< 65% Choice	1,489	\$111.19	(\$2.12) ↓	(\$0.92) ↓
	Total all Grades	2,879	\$108.23	\$1.40 ↑	\$4.31 ↑

## Spread Comparison Values

### Beef Type minus Dairy Type

(Weekly Information from 2pm Previous Monday to 10am Current Monday; Includes Negotiated, Formula Nets, Contract Nets, & Grid Nets)

Purchasing Basis	Current	Week Ago Change	Year Ago Change
Dressed	\$18.53 ↑	\$18.50 ↑	\$19.85 ↑
Live	\$15.40 ↑	\$15.58 ↑	\$17.34 ↑

### Formula Net minus Negotiated

(Beef Type Cattle; All live transactions converted to a dressed price)

#### 52 Week Rolling Average

\$1.81 ↑



# National Weekly Fed Cattle Comprehensive

Agricultural Marketing Service  
Livestock, Poultry, and Grain Market News

January 15, 2019

## Formula Base minus Negotiated

(Beef Type Cattle; All live transactions converted to a dressed price)

52 Week Rolling Average

(\$0.26)



## Formula Net minus Formula Base

(Beef Type Cattle; All live transactions converted to a dressed price)

52 Week Rolling Average

\$2.07



## Grading % and Carcass Weights

(Beef Type Cattle; Includes Formula Net, Contract Net, and Grid Net; Grading % includes Choice & higher; Carcass Weight includes all grades; All live transactions converted to a dressed basis)

Grading %

80.8

Week Ago

82.2



Dressed Weight

864.9

Week Ago

871.1



## Daily Formula Base Voume

Tue Jan 08

59,059

Wed Jan 09

45,819

Thu Jan 10

45,027

Fri Jan 11

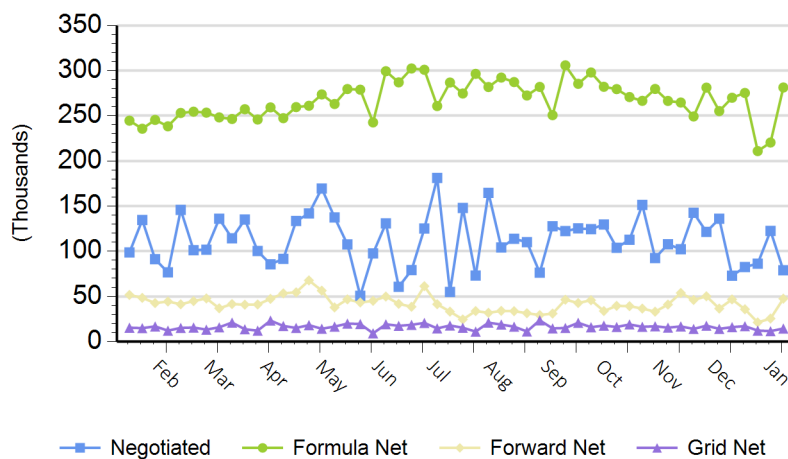
32,271

Mon Jan 14

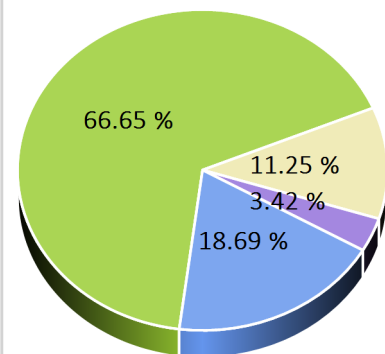
112,894

## Purchasing Basis Volume

### Weekly Purchasing Basis



### Previous Week

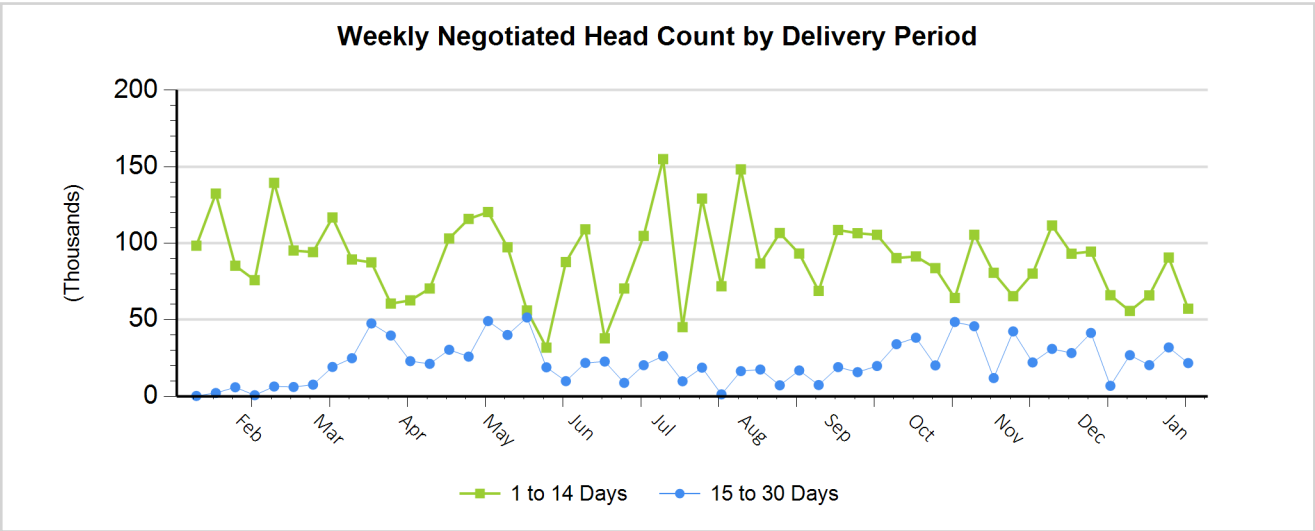




Weekly Negotiated Avg. Price by Delivery Period

(Beef Type Cattle: All live transactions converted to dressed price)

Avg Price (1 to 14 Days)	Avg Price (15 to 30 Days)
\$196.60	\$196.36



For more Information about this report, please visit this link: [National Weekly Fed Cattle Comprehensive Overview](#)