



**US #2 Yellow Corn - dollars/bushel**

	Cash Bids	Chg	Basis	Avg:
Iowa-Eastern:	3.4775 - 3.6275	↓	-35H to -20H	-27.50
Iowa-Western:	3.1575 - 3.6175	↓	-67H to -21H	-44.00
Illinois:	3.5975 - 3.8675	↓	-23H to 4H	-9.50
Indiana:	3.5750 - 3.7775	↑	-15Z to -5H	-10.00
Ohio:	3.6175 - 3.7675	↓	-21H to -6H	-13.50
Michigan:	3.6275 - 3.7275	↓	-20H to -10H	-15.00
Kansas:	3.6775 - 3.9750	↑	-15H to 25Z	5.00
Minnesota:	3.3275 - 3.5475	↓	-50H to -28H	-39.00
Nebraska:	3.2975 - 3.6875	↓	-53H to -14H	-33.50
Wisconsin:	3.2375 - 3.5075	↓	-59H to -32H	-45.50
South Dakota:	3.2275 - 3.4375	↓	-60H to -39H	-49.50
Missouri:	3.6175 - 3.7175	↓	-21H to -11H	-16.00

**Distillers Grain - dollars/ton**

	Dried 10%	Chg	Avg:	Modified 50-55%	Chg	Avg:	Wet 65-70%	Chg	Avg:
Iowa-Eastern:	130.00 - 150.00	↓	140.00	55.00 - 62.00	↓	58.50	NA	NA	NA
Iowa-Western:	125.00 - 165.00	↓	145.00	60.00 - 75.00	↓	67.50	40.00 - 56.00	↓	48.00
Illinois:	140.00 - 170.00	↓	155.00	NA	NA	NA	40.00 - 55.00	↓	47.50
Indiana:	135.00 - 155.00	↓	145.00	72.00	↓	72.00	NA	NA	NA
Ohio:	138.00 - 147.00	↑	142.50	NA	NA	NA	NA	NA	NA
Michigan:	114.00 - 140.00	↓	127.00	55.00	↓	55.00	40.00	↓	40.00
Kansas:	155.00 - 180.00	↓	167.50	NA	NA	NA	52.00 - 65.00	↓	58.50
Minnesota:	130.00 - 160.00	↓	145.00	72.00	↓	72.00	48.00	↓	48.00
Nebraska:	130.00 - 185.00	↑	157.50	52.00 - 83.00	↓	67.50	46.00 - 55.00	↓	50.50
Wisconsin:	135.00 - 145.00	↑	140.00	57.00 - 75.00	↓	66.00	42.00	↓	42.00
South Dakota:	136.00 - 158.00	↑	147.00	54.00 - 74.00	↓	64.00	50.00	↓	50.00
Missouri:	157.00 - 168.00	↓	162.50	78.00	↓	78.00	47.00 - 52.00	↓	49.50

**Sorghum - dollars/bushel**

	Cash Bids	Chg	Basis	Avg:
Kansas:	3.2750 - 3.6250	↓	-45Z to -10Z	-27.50
Missouri:	NA	NA	NA	NA

**Corn Oil - cents/pound**

W/E 11/30/18	Range	Chg:	Avg:
Iowa:	23.75 - 27.00	↑	25.38
Eastern Cornbelt:	24.00 - 28.25	↑	26.13
Nebraska:	25.00 - 27.00	↓	26.00
South Dakota:	23.00 - 26.00	↓	24.50

**Ethanol - dollars/gallon**

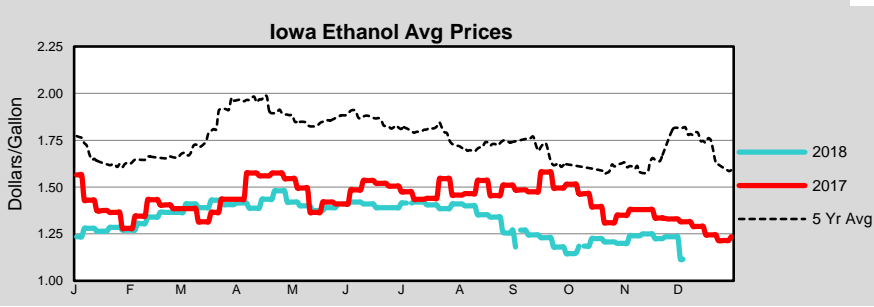
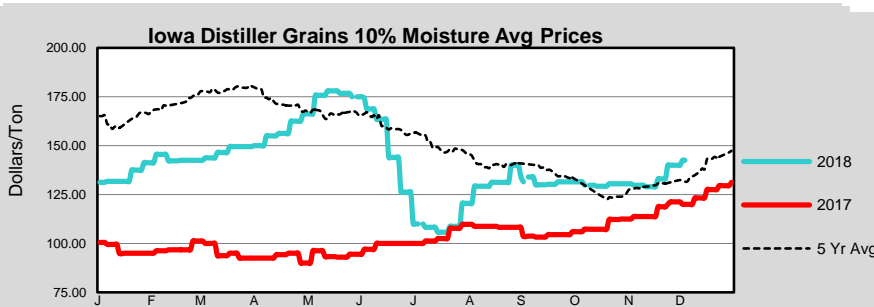
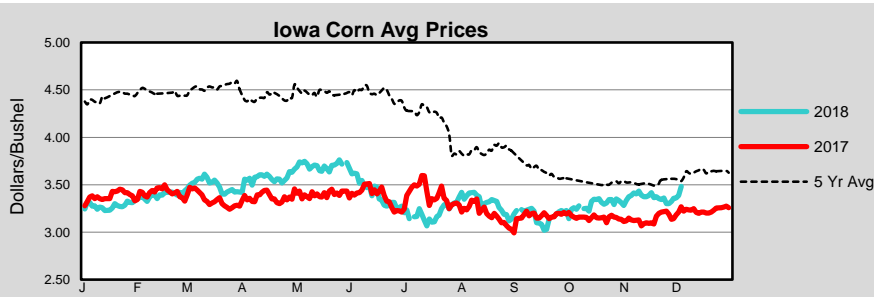
W/E 11/23/18	Range	Chg:	Avg:
Iowa:	1.05 - 1.18	↓	1.12
Eastern Cornbelt:	1.18 - 1.25	↓	1.22
Kansas:	1.11 - 1.17	↓	1.14
Minnesota:	1.08 - 1.13	↓	1.11
Nebraska:	1.13 - 1.19	↓	1.16
Wisconsin:	1.18 - 1.18	NA	1.18
South Dakota:	1.07 - 1.07	↓	1.07

**Daily Nearby Futures**

	Today	Yesterday	Last year
<b>CME group</b>			
Corn (\$/bu)	3.8275	3.6050	3.4750
Ethanol (\$/gal)	1.2330	1.2140	1.2680
<b>NYMEX:</b>			
RBOB Gasoline (\$/gal)	1.3931	1.3979	1.6966
Natural Gas (mmBtu)	4.3230	4.6990	2.6920

**Daily Market Review**

Corn prices were steady to higher on overnight trading. However corn prices slid lower this morning as the weak soybean market sentiment spilled over to the corn market. Distillers grains were unevenly steady.



**BIO-ENERGY REPORT NOTES**

Yellow corn : US #2 spot bids at ethanol plants reported as \$/per bushel  
 Distiller grains: Spot bids FOB the ethanol plant reported as \$/per ton. Protein content 28-30% for most distiller grains on a dry matter basis.  
 Ethanol: Spot bids FOB the ethanol plant reported as \$/gallon.  
 Distiller corn oil: Spot bids FOB the ethanol plant reported as ¢/lb. Distiller corn oil is intended for animal feed or biofuel and is not Generally Regarded As Safe (GRAS) for human consumption. It may also be referred to as inedible crude corn oil or crude corn oil.  
 Chicago Board of Trade month symbols: F January, G February, H March, J April, K May, M June, N July, Q August, U September, V October, X November, Z December