



# National Monthly Pasture Raised Pork Report

Agricultural Marketing Service  
Livestock, Poultry & Grain Market News

For the month of November

Fri, Nov 24, 2023

## Negotiated Pasture Raised Pork - Wholesale

Item Description	(\$/lb)	Avg
<b>Pork Chops</b>		
Center Cuts	4.59 - 22.55	12.50
Rib	4.69 - 18.90	11.78
Sirloin	5.50 - 15.38	11.02
<b>Pork Roasts</b>		
Loin	2.49 - 18.77	10.76
Butt	3.89 - 21.03	11.05
Shoulder	3.59 - 18.77	9.82
<b>Rib Primal</b>		
Backribs	4.59 - 19.66	10.69
Spareribs	2.09 - 15.49	7.72
<b>Ground or Trim Product</b>		
Bulk/Ground	5.50 - 13.50	9.25
Breakfast Sausage	4.09 - 16.02	9.58
Italian Sausage	4.29 - 13.95	9.37
Bratwurst	8.00 - 16.00	11.41
<b>Further Processed</b>		
Ham	2.82 - 14.26	9.16
Ham Steaks	5.49 - 16.40	9.95
Bacon	7.50 - 18.99	12.98
Canadian Bacon	7.75 - 20.59	14.67
<b>Variety Meats</b>		
Lard	3.00 - 15.00	7.49
Hocks	3.20 - 9.14	5.92
Liver	3.19 - 13.15	7.87
<b>Smoked Items</b>		
Chops	5.09 - 13.00	8.86
Ham	2.82 - 14.26	9.16

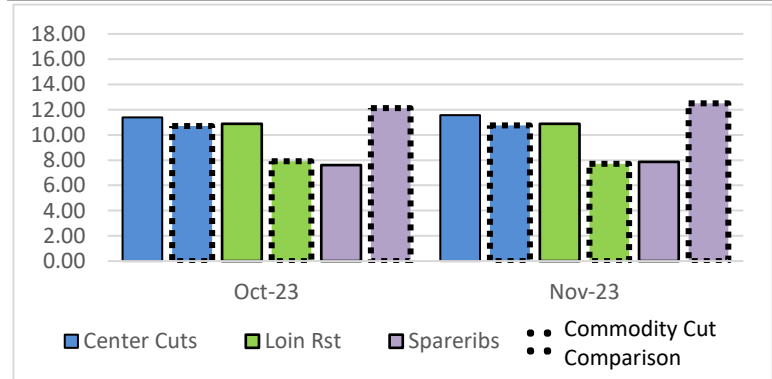
## Pasture Raised Pork - Direct to Consumer (Retail)

Prices based on \$/lb

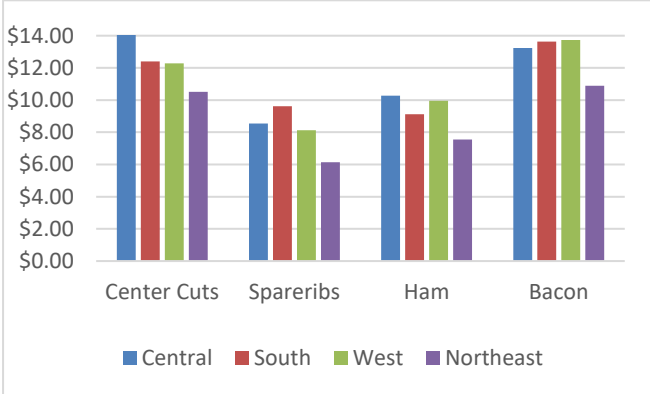
Whole Carcass	3.10 - 9.50
Half Carcass	3.90 - 10.00
Quarter Carcass	8.00 - 11.00

Item Description	(\$/lb)	Avg	Commodity Pork*	Pasture Raised Premium
Center Cuts Chops	7.50 - 19.99	11.58	3.27	8.30
Rib Chops	6.19 - 18.99	10.60	3.23	7.37
Sirloin Chops	5.87 - 19.99	10.03	2.08	7.96
Loin Roast	6.50 - 20.99	10.87	2.76	8.10
Butt Roast	5.49 - 10.48	8.42	2.14	6.28
Shoulder Roast	5.49 - 11.75	8.58	2.04	6.54
Tenderloin	12.50 - 24.95	16.44	3.65	12.79
Backribs	4.49 - 17.95	9.53	3.43	6.11
Spareribs	4.99 - 13.49	7.86	2.71	5.15
Ground Pork	5.25 - 10.99	7.96	3.67	4.29
BK Sausage (links)	5.50 - 11.99	8.83	4.45	4.38
Italian Sausage	5.99 - 14.00	9.45	4.40	5.05
Ham	6.00 - 11.50	8.48	4.28	4.20
Ham Steaks	6.25 - 12.49	9.18	4.96	4.22
Bacon	7.58 - 18.99	12.25	5.97	6.28

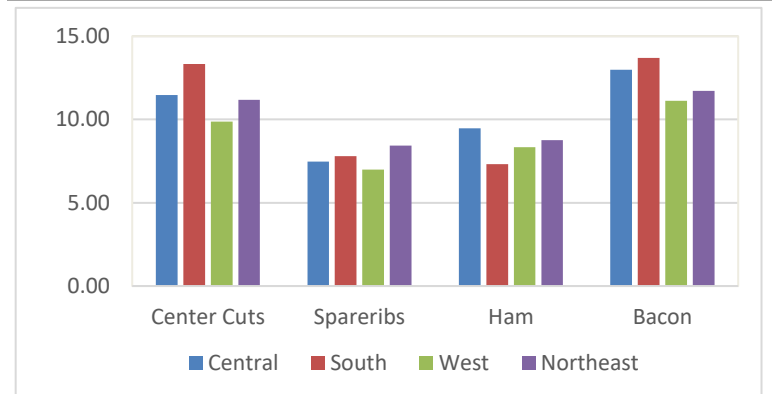
## Direct Pasture Raised Pork



## Wholesale Pasture Raised Pork Cuts



## Direct Pasture Raised Pork Average Price by Region



All Prices listed are in dollars per pound.

\*Prices averaged from the National Retail Pork Activity Reports

Region Breakout: Central: ND, SD, NE, KS, MO, IA, MN, WI, MI, OH, WV, IN, IL; Northeast: ME, MA, NH, VT, NY, PA, MD, DE, NJ, CT, RI; Southern: OK, KY, TN, VA, AR, TX, LA, MS, AL, GA, FL, NC, SC; Western: WA, OR, CA, NV, AZ, NM, CO, WY, MT, ID, UT, AK, HI