



National Monthly Grass Fed Lamb and Goat Report

Agriculture Marketing Service
Livestock, Poultry & Grain Market News

For the Month of September
September 28, 2018

Negotiated Lamb - Wholesale

Item Description	(\$/lb)			Wtg Avg
Chops				
Loin	15.80	-	18.89	17.35
Rib	15.80	-	20.49	18.15
Roasts				
Rack	18.89	-	19.00	18.95
Shoulder	10.89	-	12.00	11.45
Leg, Bone-In	6.89	-	12.50	9.70
Leg, Boneless	10.50	-	11.89	11.20
Shank	7.89	-	14.25	11.07
Ground Lamb	8.29	-	12.50	10.40
Stew Meat	8.29	-	12.50	10.40

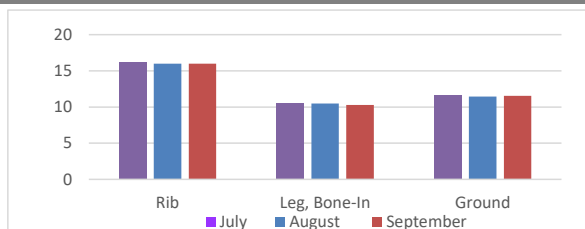
Lamb - Direct to Consumer (Retail)

Item Description	(\$/lb)			Wtg Avg
Chops				
Loin	11.49	-	22.00	18.01
Rib	15.99	-	16.00	16.00
Roasts				
Rack	16.00	-	18.99	17.25
Sirloin	11.49	-	15.99	13.49
Shoulder	8.00	-	10.99	9.63
Leg, Bone-In	9.00	-	12.95	10.28
Leg, Boneless	9.99	-	15.00	12.66
Shank	5.99	-	14.00	9.44
Ground Lamb	9.00	-	15.00	11.54
Stew Meat	9.00	-	15.00	10.66

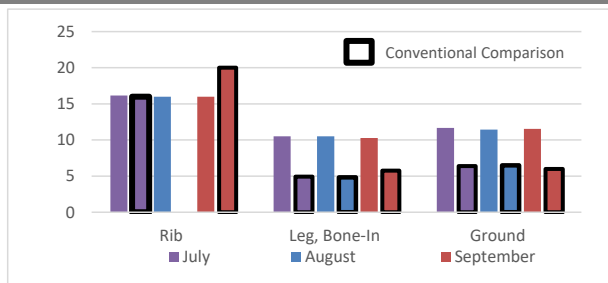
Lamb - Direct to Consumer Carcass³

Item Description	(\$/lb)			Wtg Avg
Whole Carcass	3.90	-	10.00	5.96
Half Carcass	5.00	-	8.80	6.72

Grass Fed Lamb Prices



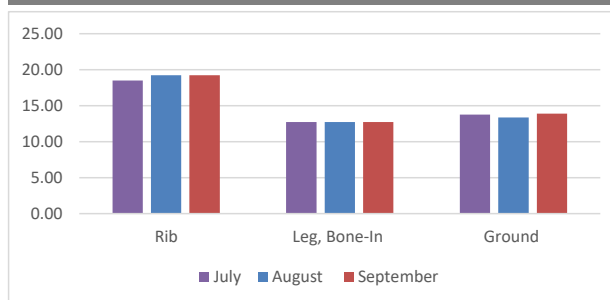
Grass Fed Lamb v. Conventional Commodity⁵



Goat - Direct to Consumer (Retail)

Item Description	(\$/lb)			Wtg Avg
Steaks				
Shank	5.95	-	13.99	9.98
Loin	8.00	-	19.95	13.89
Rib	14.00	-	21.99	19.24
Sirloin	14.49	-	14.49	14.49
Leg, Bone-In	10.95	-	14.49	12.72
Ground Goat	11.00	-	17.99	13.36
Stew Meat	8.49	-	11.99	10.49

Grass Fed Goat Prices



Goat - Direct to Consumer Carcass

Item Description	(\$/lb)			Wtg Avg
Whole Carcass	4.15	-	6.25	4.97
Half Carcass	11.50	-	11.50	11.50

Direct to Consumer Carcass Fees⁴

Item Description	Each			Wtg Avg
Deposit				
Whole Carcass	25.00	-	200.00	82.14
Half Carcass	25.00	-	100.00	66.67
Processing				
Whole Carcass	50.00	-	134.00	82.19
Half Carcass	65.00	-	68.00	66.00

Cost of Production⁶

NASS 17 State \$/AUM Grazing Fees 2017 Survey	20.20
Grazing Feed Estimates Based on Grass Hay Prices	
Good Tallgrass Pasture \$/AUM	26.00
Fair to Good Pasture \$/AUM	19.50

1. Prices in dollars per pound unless otherwise noted 2. Data for this report is derived from a sample of producers and retailers 3. Hanging weight price without processing fees 4. Fees are paid by consumers to producers directly for both grass fed lamb and goat 5. Source for Conventional Commodity prices: USDA-AMS Livestock, Poultry, and Grain Market News "National Retail Report-Lamb/Veal" 6. Animal Unit Months (AUM) conversion for goat and sheep can be found at <https://www.extension.iastate.edu/agdm/wholefarm/html/c2-23.html>