

**Daily Direct Steer and Heifer Slaughter Cattle Summary**

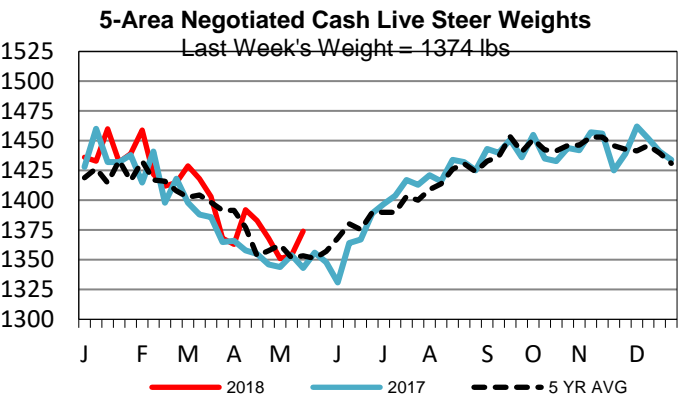
For Trade on:

Tuesday, May 22, 2018

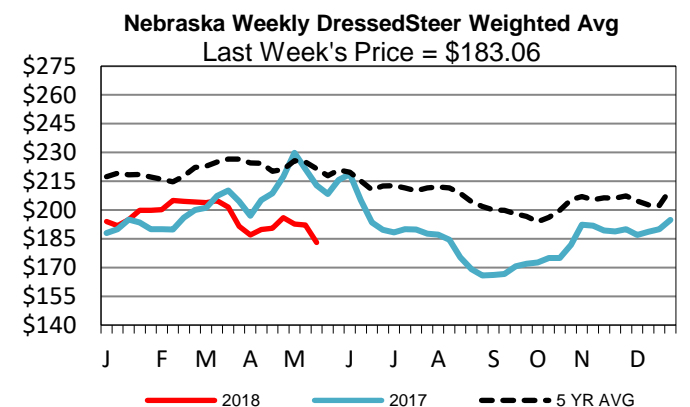
<a href="#">LM CT100</a>	<b>5-AREA</b>	<a href="#">LM CT109</a>
<b>Neg. Cash Volume:</b>	439	<b>Dressed Formula Vol:</b> 33,322
Live Steer Avg:	\$114.00	Steer/Heifer Avg: \$196.31
Live Heifer Avg:	N/A	<b>Dressed Neg. Grid Vol:</b> 1,775
Dressed Steer Avg:	\$180.00	Steer/Heifer Avg: \$190.42
Dressed Heifer Avg:	\$180.00	<b>TOTAL VOLUME:</b> <b>35,536</b>
<a href="#">LM CT106</a>	<b>TOTAL WK TO DATE VOLUME:</b>	<b>98,542</b>
<b>Committed:</b>	78,160	<b>Delivered:</b> 69,943

On Tuesday trading was at a standstill in the Southern and Northern Plains. In the Western Cornbelt trading was mostly inactive on very light demand. Not enough trades for a market trend. Last week in the Texas Panhandle live trades were from 115.00-116.00. In Kansas live trades moved from 114.00-117.00. For the prior week in Nebraska live trades were from 112.00-115.00 and dressed trades moved from 180.00-185.00. In Colorado live trades were from 112.00-113.00. For the previous week in the Western Cornbelt live trades ranged from 112.00-122.00 and dressed trades, on a light test, were mostly at 184.00.

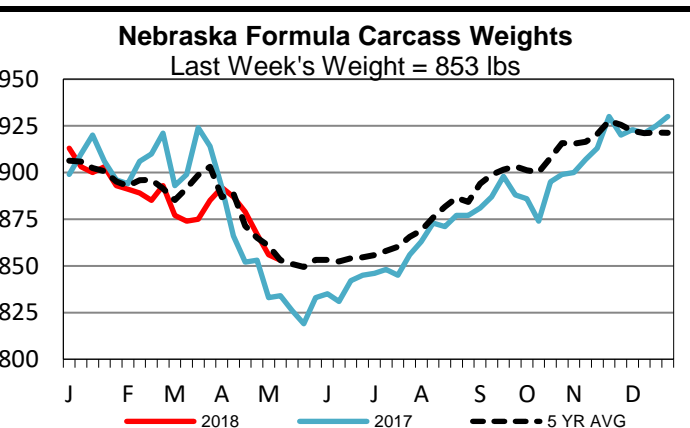
<a href="#">LM CT118</a>	<b>TX-OK-NM</b>	<a href="#">LM CT109</a>
<b>Neg. Cash Volume:</b>	0	<b>Dressed Formula Vol:</b> 11,825
Live Steer Avg:	N/A	Steer/Heifer Avg: \$195.00
Live Heifer Avg:	N/A	<b>Dressed Neg. Grid Vol:</b> 914
Dressed Steer Avg:	N/A	Steer/Heifer Avg: \$195.98
Dressed Heifer Avg:	N/A	<b>TOTAL VOLUME:</b> <b>12,739</b>
<a href="#">LM CT106</a>	<b>TOTAL WK TO DATE VOLUME:</b>	<b>29,495</b>
<b>Committed:</b>	32,102	<b>Delivered:</b> 15,501



<a href="#">LM CT121</a>	<b>KANSAS</b>	<a href="#">LM CT109</a>
<b>Neg. Cash Volume:</b>	0	<b>Dressed Formula Vol:</b> 10,845
Live Steer Avg:	N/A	Steer/Heifer Avg: \$196.81
Live Heifer Avg:	N/A	<b>Dressed Neg. Grid Vol:</b> 44
Dressed Steer Avg:	N/A	Steer/Heifer Avg: \$206.75
Dressed Heifer Avg:	N/A	<b>TOTAL VOLUME:</b> <b>10,889</b>
<a href="#">LM CT106</a>	<b>TOTAL WK TO DATE VOLUME:</b>	<b>41,483</b>
<b>Committed:</b>	26,085	<b>Delivered:</b> 17,853



<a href="#">LM CT124</a>	<b>NEBRASKA</b>	<a href="#">LM CT109</a>
<b>Neg. Cash Volume:</b>	0	<b>Dressed Formula Vol:</b> 7,118
Live Steer Avg:	N/A	Steer/Heifer Avg: \$197.51
Live Heifer Avg:	N/A	<b>Dressed Neg. Grid Vol:</b> 432
Dressed Steer Avg:	N/A	Steer/Heifer Avg: \$185.89
Dressed Heifer Avg:	N/A	<b>TOTAL VOLUME:</b> <b>7,550</b>
<a href="#">LM CT106</a>	<b>TOTAL WK TO DATE VOLUME:</b>	<b>16,466</b>
<b>Committed:</b>	11,962	<b>Delivered:</b> 22,003



<a href="#">LM CT134</a>	<b>COLORADO</b>	<a href="#">LM CT109</a>
<b>Neg. Cash Volume:</b>	0	<b>Dressed Formula Vol:</b> 1,015
Live Steer Avg:	N/A	Steer/Heifer Avg: \$196.66
Live Heifer Avg:	N/A	<b>Dressed Neg. Grid Vol:</b> 153
Dressed Steer Avg:	N/A	Steer/Heifer Avg: \$165.20
Dressed Heifer Avg:	N/A	<b>TOTAL VOLUME:</b> <b>1,168</b>
<a href="#">LM CT106</a>	<b>TOTAL WK TO DATE VOLUME:</b>	<b>6,158</b>
<b>Committed:</b>	4,622	<b>Delivered:</b> 6,678

<a href="#">LM CT137</a>	<b>IA-MN</b>	<a href="#">LM CT109</a>
<b>Neg. Cash Volume:</b>	439	<b>Dressed Formula Vol:</b> 2,519
Live Steer Avg:	\$114.00	Steer/Heifer Avg: \$196.77
Live Heifer Avg:	N/A	<b>Dressed Neg. Grid Vol:</b> 232
Dressed Steer Avg:	\$180.00	Steer/Heifer Avg: \$190.49
Dressed Heifer Avg:	\$180.00	<b>TOTAL VOLUME:</b> <b>3,190</b>
<a href="#">LM CT106</a>	<b>TOTAL WK TO DATE VOLUME:</b>	<b>5,396</b>
<b>Committed:</b>	3,389	<b>Delivered:</b> 7,908

**USDA Livestock, Poultry and Grain Market News**  
 St. Joseph, Missouri  
 Phone: 816-676-7000  
[stjoe.lpgmn@ams.usda.gov](mailto:stjoe.lpgmn@ams.usda.gov)