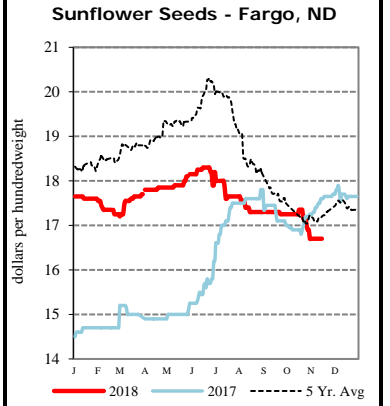
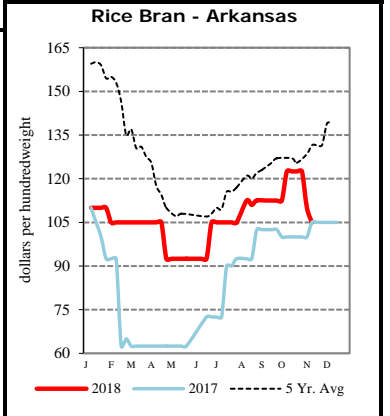


EXPORT	PRICE (\$/bu)	CHANGE (¢/bu)	BASIS (¢)	CHANGE
<u>Atlantic - JO_GR850</u>				
Soybeans	8.6375	+5.25	-25.00 F	UNCH
SRW	NQ	NQ	NQ	NQ
<u>Chicago - GX_GR110</u>				
Corn	3.2250 - 3.3750	+0.50	-45.00 Z to -30.00 Z	UNCH
Soybeans	8.1375 - 8.4375	+5.25	-75.00 F to -45.00 F	UNCH
SRW	4.9550 - 5.1550	+2.50	-10.00 Z to +10.00 Z	UNCH
<u>Gulf - JO_GR112</u>				
Corn	4.0750 - 4.1050	-0.50 to +0.50	+40.00 Z to +43.00 Z	-1.00 to UNCH
Soybeans	9.1075 - 9.1375	+14.25 to +8.25	+22.00 F to +25.00 F	No Comp
SRW	5.7050 - 5.7550	+9.50 to +7.50	+65.00 Z to +70.00 Z	+7.00 to +5.00
12 HRW	5.4000 - 5.6000	-1.00	+60.00 Z to +80.00 Z	UNCH
<u>PNW - JO_GR110</u>				
SWW	6.20 - 6.35	+5.00 to UNCH	+114.50 Z to +129.50 Z	+2.50 to -2.50
Ord HRW	5.99 - 6.20	-1.00	+119.00 Z to +140.00 Z	UNCH
<u>Toledo - GX_GR111</u>				
Corn	3.4750	+5.50 to +0.50	-20.00 Z	+5.00 to UNCH
Soybeans	8.3875 - 8.4375	+5.25 to +10.25	-50.00 F to -45.00 F	UNCH to +5.00
SRW	5.0050	+2.50	-5.00 Z	UNCH

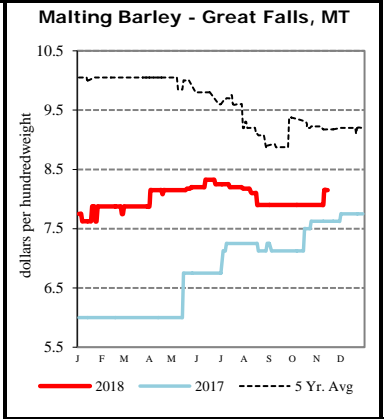
All prices are reported in dollars/bushel, except soybean and corn oil is in cents/lb. and soybean meal is in dollars/ton.



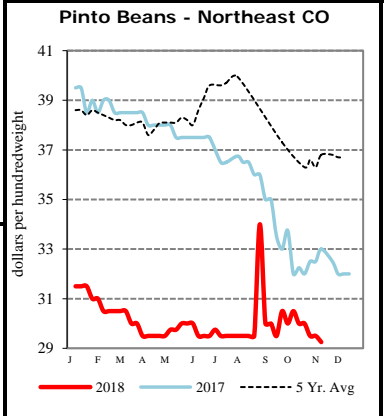
TERMINAL	PRICE (\$/bu)	CHANGE (¢/bu)	BASIS (¢)	CHANGE
<u>Kansas City - SJ_GR112</u>				
Corn	3.68	+3.00	Opt Z	+2.00
Soybeans	8.54 - 8.59	+5.00	-35.00 F to -30.00 F	UNCH
Ord HRW	4.90	-1.00	+10.00 Z	UNCH
<u>Minneapolis - MS_GR110</u>				
14 DNS/NS Del Chicago	7.1475	-1.25	+140.00 Z	UNCH
Oats	2.8825 - 3.5225	+0.00 to -1.00	-4.00 Z to +60.00 Z	-4.00 to -5.00
<u>Omaha - WH_GR110</u>				
Corn	3.51 - 3.53	+1.00	-16.50 Z to -14.50 Z	+0.50
Soybeans	8.19 - 8.24	+5.00	-69.75 F to -64.75 F	-0.25
<u>Portland - JO_GR111</u>				
11.5 HRW	6.20 - 6.45	-1.00	+140.00 Z to +165.00 Z	UNCH
14 DNS	6.75 - 6.85	-1.00	+100.00 Z to +110.00 Z	UNCH



RIVER	PRICE (\$/bu)	CHANGE (¢/bu)	BASIS (¢)	CHANGE
<u>So. Iowa, Mississippi River - MS_GR114</u>				
Corn	3.4850 - 3.5250	+0.50 to +2.50	-19.00 Z to -15.00 Z	UNCH to +2.00
Soybeans	8.4975 - 8.5375	+11.25 to +5.25	-39.00 F to -35.00 F	+6.00 to UNCH
<u>St. Louis, Mississippi River - JC_GR110</u>				
Corn	3.7200 - 3.7500	UNCH to +2.00	+4.50 Z to +7.50 Z	-0.50 to +1.50
Soybeans	8.7700 - 8.7900	+5.00 to +6.00	-11.75 F to -9.75 F	-0.25 to +0.75
SRW	5.2900 - 5.3000	+3.00 to +2.00	+23.50 Z to +24.50 Z	+0.50 to -0.50
<u>Memphis, Mississippi River - LR_GR110</u>				
Corn	3.7550 - 3.7650	+1.50	+8.00 Z to +9.00 Z	+1.00
Soybeans	8.5875 - 8.7275	+5.25 to +7.25	-30.00 F to -16.00 F	UNCH to +2.00
SRW	NQ	NQ	NQ	NQ
<u>Cincinnati, Ohio River - GX_GR114</u>				
Corn	3.5750 - 3.6050	+0.50 to -0.50	-10.00 Z to -7.00 Z	UNCH to -1.00
Soybeans	8.6075 - 8.6375	+9.25 to +6.25	-28.00 F to -25.00 F	+4.00 to +1.00
SRW	4.9550	+2.50	-10.00 Z	UNCH
<u>Mt. Vernon, Indiana, Ohio River - GX_GR114</u>				
Corn	3.6750 - 3.7350	+0.50 to +3.50	Opt Z to +6.00 Z	UNCH to +3.00
Soybeans	8.6375 - 8.7675	+5.25	-25.00 F to -12.00 F	UNCH
SRW	5.1550	-7.50	+10.00 Z	-10.00
<u>No. Peoria, Illinois River - GX_GR112</u>				
Corn	3.5350 - 3.5850	+2.50 to +0.50	-14.00 Z to -9.00 Z	+2.00 to UNCH
Soybeans	8.5075 - 8.5675	+5.25	-38.00 F to -32.00 F	UNCH



PROCESSOR	PRICE	CHANGE	BASIS	CHANGE
Central IL				
<u>Corn</u>	3.4450 - 3.6750	+5.50 to +0.50	-23.00 Z to Opt Z	+5.00 to UNCH
<u>Soybeans</u>	8.3375 - 8.6875	+5.25	-55.00 F to -20.00 F	UNCH
Crude SB Oil	27.09 - 27.94	+0.12	-60.00 Z to +25.00 Z	UNCH
48 SB Meal	305.40 - 311.40	-0.30	Opt Z to +6.00 Z	UNCH
Crude Corn Oil - Rail	26.00 - 27.00	UNCH	N/A	N/A



FUTURES		PRICE	CHANGE		PRICE	CHANGE
CME Group	Corn	Z Dec 18	3.6750	+0.50	H Mar 19	3.7825 +0.25
	Soybeans	F Jan 19	8.8875	+5.25	H Mar 19	9.0225 +5.50
	Wheat (SRW)	Z Dec 18	5.0550	+2.50	H Mar 19	5.1475 +2.75
	Oats	Z Dec 18	2.9225	+3.75	H Mar 19	2.9175 +2.25
MGEX	HRS Wheat (DNS)	Z Dec 18	5.7475	-1.25	H Mar 19	5.7500 -1.75
KCBOT	HRW Wheat	Z Dec 18	4.8000	-1.00	H Mar 19	5.0325 -1.00

USDA Livestock, Poultry & Grain Market News
 210 Walnut Street, Room 767
 Des Moines, Iowa 50309
 Phone: 515-284-4460
 Email: Desm.LPGMN@ams.usda.gov
www.ams.usda.gov/LPSMarketNewsPage