

**AUCTION SUMMARY**

<a href="#">JC_LS758</a>		6,690 hd		Monday	
<b>JOPLIN REGIONAL STOCKYARDS</b>					
Carthage, MO					
Feeder Steers	400-500 lbs	167.00-190.00	Feeder Heifers	400-500 lbs	147.00-163.00
Medium &	500-600 lbs	160.00-177.50	Medium &	500-600 lbs	143.00-158.00
Large #1	600-700 lbs	149.00-160.00	Large #1	600-700 lbs	140.00-153.00
	700-800 lbs	134.00-150.00		700-800 lbs	126.50-130.00
	800-900 lbs	124.00-137.00		800-900 lbs	115.00-124.50

<a href="#">KO_LS750</a>		5,200 hd		Monday	
<b>OKLAHOMA NATIONAL STOCKYARDS</b>					
Oklahoma City, OK					
Feeder Steers	400-500 lbs	182.00-201.00	Feeder Heifers	400-500 lbs	160.00-176.00
Medium &	500-600 lbs	155.00-175.00	Medium &	500-600 lbs	150.00-157.00
Large #1	600-700 lbs	153.50-172.50	Large #1	600-700 lbs	137.00-153.50
	700-800 lbs	140.00-156.25		700-800 lbs	120.50-126.00
	800-900 lbs	125.00-143.00		800-900 lbs	116.00-126.00

<a href="#">SF_LS769</a>		4738.00		Monday	
<b>SIOUX FALLS REGIONAL STOCKYARDS</b>					
Worthing, SD					
Feeder Steers	500-600 lbs	167.00-186.50	Feeder Heifers	500-600 lbs	155.00-166.00
Medium &	600-700 lbs	152.00-173.00	Medium &	600-700 lbs	142.00-166.00
Large #1	700-800 lbs	144.50-160.00	Large #1	700-800 lbs	125.00-144.50
	800-900 lbs	130.50-141.50		800-900 lbs	118.00-129.50
	900-1000 lbs	120.50-132.10		900-1000 lbs	117.25-121.75

<a href="#">Live Cattle Settlements</a>		<a href="#">Feeder Cattle Settlements</a>		Monday	
<b>CHICAGO MERCANTILE EXCHANGE LIVESTOCK FUTURES SETTLEMENT</b>					
<b>Live Cattle</b>		<b>Change</b>	<b>Feeder Cattle</b>		<b>Change</b>
Apr	121.72	2.37	Apr	139.02	1.72
Jun	104.87	1.15	May	140.60	1.27
Aug	105.07	1.27	Aug	147.12	2.62

<a href="#">Corn Settlements</a>		<a href="#">Soybean Settlements</a>		Monday	
<b>CHICAGO BOARD OF TRADE GRAIN FUTURES SETTLEMENT</b>					
<b>Corn</b>		<b>Change</b>	<b>Soybeans</b>		<b>Change</b>
May	3.7850	0.0200	May	10.2075	(0.0800)
Jul	3.8750	0.0200	Jul	10.3225	(0.0800)
Sep	3.9500	0.0200	Aug	10.3450	(0.0750)

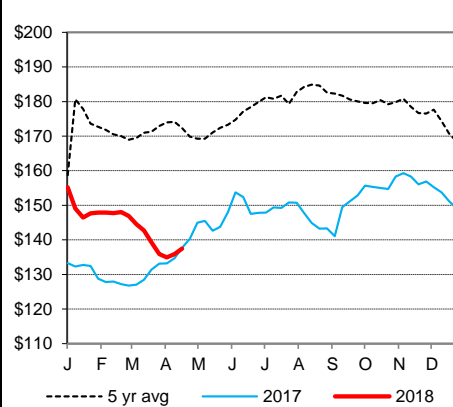
<a href="#">KC Wheat</a>		<b>Wheat</b>		<b>Change</b>	
<b>KANSAS CITY BOARD OF TRADE</b>					
			May	4.8325	0.0050
			Jul	5.0275	0.0075
			Sep	5.2050	Unch

<a href="#">LM_CT100</a>		Monday			
<b>5 AREA WKLY ACCUMULATED WTD AVG SLAUGHTER CATTLE PRICE</b>					
	<b>Head Count</b>	<b>Avg Weight</b>	<b>Avg Price</b>		
Live Steer	39,735	1,383	121.71		
Live Heifer	23,516	1,242	121.50		
Dressed Steer	24,420	882	191.84		
Dressed Heifer	7,885	804	191.88		

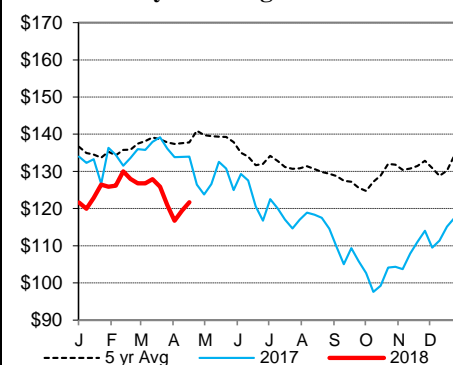
<a href="#">LM_XB403</a>		Monday			
<b>DAILY ESTIMATED BOXED BEEF CUTOUT VALUES</b>					
<b>Choice</b>	<b>Select</b>	<b>Choice Cuts</b>	59	loads	
<b>600-900#</b>	<b>600-900#</b>	<b>Select Cuts</b>	32	loads	
215.11	201.72	<b>Trimming</b>	9	loads	
3.13	1.59	<b>Grinds</b>	15	loads	

<a href="#">SJ_LS710</a>		<a href="#">JC_LS140</a>		Monday	
<b>ESTD DAILY CATTLE SLAUGHTER</b>			<b>SLAUGHTER COW MARKET</b>		
Monday	117,000		Springfield Livestock Marketing Center		
Week Ago (est)	116,000		Monday	<b>Pct Lean</b>	<b>Price</b>
Year Ago (act)	115,000		<b>Breaking</b>	70-80	56.00-59.00
Wk to date (est)	117,000		<b>Boning</b>	80-85	57.00-61.50
Last Week (est)	116,000		<b>Lean</b>	85-90	49.00-56.00
Last Year (act)	115,000		<b>Friday</b>	<b>Saturday</b>	
<b>Previous Day Estimated: Steer and Heifer</b>			91,000	32,000	
<b>Cow and Bull</b>			23,000	8,000	

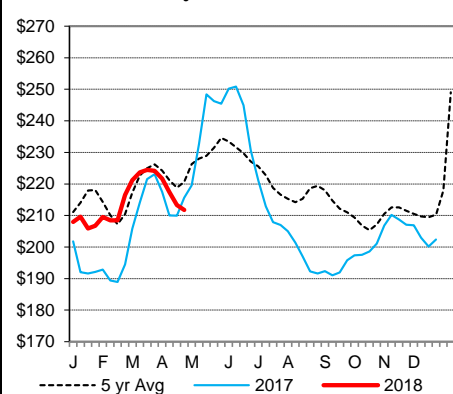
**CME Feeder Cattle Index**



**5 Area Wkly Wtd Avg Sltr Steer Price**



**Weekly Choice Cutout**



**Weekly Select Cutout**

