

[LM XB403](#)

**DAILY ESTIMATED CUTOUT VALUES**

	<u>Choice</u> <u>600-900#</u>	<u>Select</u> <u>600-900#</u>	<b>Choice/Select Spread</b>
Cutout Values	209.88	205.12	4.76
Change from Prior Day	0.84	(0.02)	
Primal Rib	334.94	314.01	
Primal Chuck	174.31	172.90	
Primal Round	171.44	172.89	
Primal Loin	273.26	262.47	
Primal Brisket	180.37	180.87	
Primal Short Plate	151.99	151.99	
Primal Flank	118.86	118.67	
			<b>Load Count:</b>
			Total 131
			Choice 94
			Select 13
			Trimming 7
			Grinds 18

Fresh 50% Trimmings 3 Loads @ 86.12

[NW LS441](#)

**USDA BY-PRODUCT DROP VALUE (STEER) - DAILY**

10.19 Change: unch

[LM CT100](#)

**5 AREA WEEKLY ACCUMULATED WEIGHTED AVG CATTLE PRICE**

As of 10:00 am	<u>Head Count</u>	<u>Avg Weight</u>	<u>Avg Price</u>
Live Steer	844	1,453	128.29
Live Heifer	303	1,328	126.19
Dressed Steer	0		
Dressed Heifer	216	812	202.00

[SJ LS710](#)

**ESTIMATED DAILY CATTLE SLAUGHTER**

		<b>Saturday</b>
Today (est)	115,000	21,000
Week Ago (est)	111,000	16,000
Year Ago (act)	108,000	30,000
Week to Date	575,000	596,000
Same Period Last Week	575,000	591,000
Same Period Last Year	547,000	576,000
Previous Day Estimated	<b>Steer and Heifer</b> 92,000 <b>Cow and Bull</b> 26,000	

[SJ LS712](#)

**BEEF PRODUCTION**

	<b>2/17/2018</b> (Estimate)	<b>Last Week</b> (Estimate)	<b>Last Year</b> (Actual)
Slaughter	596,000	591,000	576,000
Live Weights	1378	1379	1365
Dressed Weights	828	829	821
Beef Production (millions of pounds)	492.3	488.8	472.1

[NW LS410](#)

**USDA BEEF CARCASS PRICE EQUIVALENT INDEX VALUE**

	<u>Choice</u> <u>600-900#</u>	<u>Select</u> <u>600-900#</u>	<b>Dressing percent:</b>	
			<u>Steer</u>	<u>Heifer</u>
Change	193.28	187.94	63.30	63.20
	0.45	0.01		

[LM XB405](#)

**USDA NATIONAL CUTTER COW CARCASS CUTOUT**

171.83 Change (0.48) 90% lean: 217.30

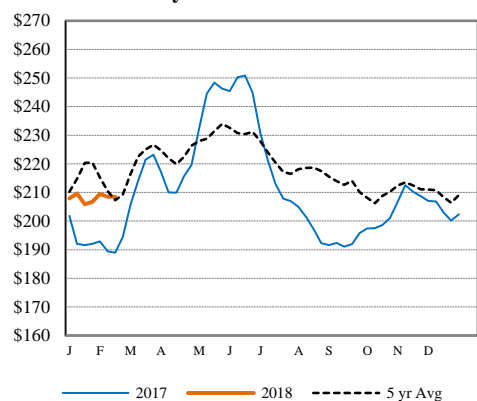
[CME LIVE CATTLE](#)

	<u>High</u>	<u>Low</u>	<u>Close</u>	<u>Change</u>
FEB	130.33	128.73	130.10	0.82
APR	127.88	126.88	127.65	0.40
JUN	118.85	118.10	118.68	0.07

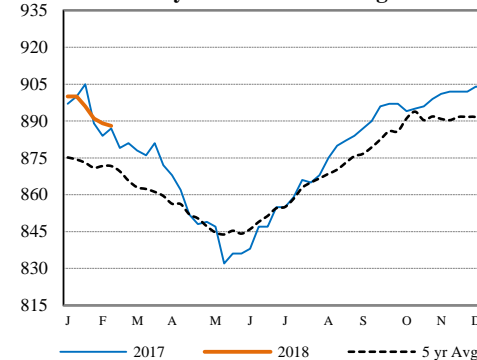
[CME FEEDER CATTLE](#)

	<u>High</u>	<u>Low</u>	<u>Close</u>	<u>Change</u>
MAR	150.18	148.88	149.73	(0.10)
APR	152.60	151.25	152.40	0.10
MAY	153.03	151.80	152.83	(0.02)

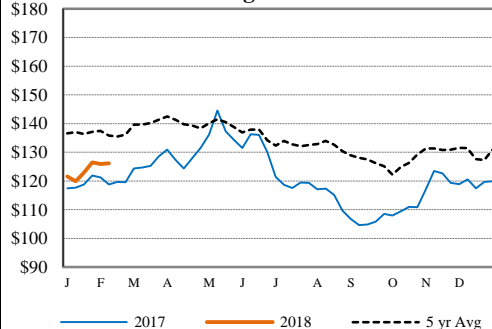
**Weekly Choice Cutout**



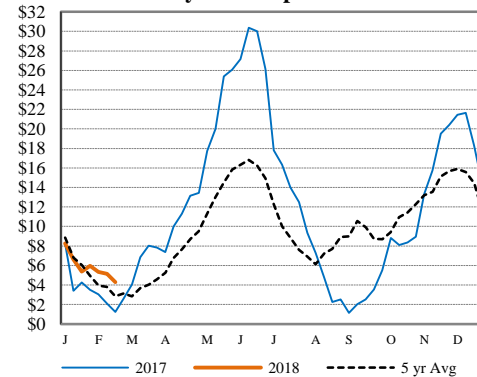
**Weekly Steer Dressed Weights**



**5 Area Weekly Wtd Avg Steer Price**



**Weekly Ch/Se Spread**



**USDA Livestock Poultry Grain Market News**

Des Moines, Iowa  
Phone: 515-284-4460  
Email: [desm.lpgmn@ams.usda.gov](mailto:desm.lpgmn@ams.usda.gov)  
[USDA AMS Livestock, Poultry & Grain Market News Portal](#)