

**Daily Direct Steer and Heifer Slaughter Cattle Summary**

<a href="#">LM_CT100</a>	<b>5-Area</b>	<a href="#">LM_CT109</a>	
<b>Neg. Cash Volume:</b>	535	<b>Dressed Formula Vol:</b>	41,337
Live Steer Avg:	\$240.00	Steer/Heifer Avg:	\$388.14
Live Heifer Avg:	N/A	<b>Dressed Neg. Grid Vol:</b>	1,292
Dressed Steer Avg:	\$375.38	Steer/Heifer Avg:	\$384.86
Dressed Heifer Avg:	N/A	<b>TOTAL VOLUME:</b>	<b>43,164</b>
<a href="#">LM_CT106</a>	<b>TOTAL WK TO DATE VOLUME:</b>		<b>157,679</b>
<b>Committed:</b>	<b>48,633</b>	<b>Delivered:</b>	<b>64,171</b>

<a href="#">LM_CT118</a>	<b>TX-OK-NM</b>	<a href="#">LM_CT109</a>	
<b>Neg. Cash Volume:</b>	0	<b>Dressed Formula Vol:</b>	12,378
Live Steer Avg:	N/A	Steer/Heifer Avg:	\$387.70
Live Heifer Avg:	N/A	<b>Dressed Neg. Grid Vol:</b>	0
Dressed Steer Avg:	N/A	Steer/Heifer Avg:	N/A
Dressed Heifer Avg:	N/A	<b>TOTAL VOLUME:</b>	<b>12,378</b>
<a href="#">LM_CT106</a>	<b>TOTAL WK TO DATE VOLUME:</b>		<b>40,861</b>
<b>Committed:</b>	<b>18,650</b>	<b>Delivered:</b>	<b>14,688</b>

<a href="#">LM_CT121</a>	<b>KANSAS</b>	<a href="#">LM_CT109</a>	
<b>Neg. Cash Volume:</b>	0	<b>Dressed Formula Vol:</b>	14,965
Live Steer Avg:	N/A	Steer/Heifer Avg:	\$387.54
Live Heifer Avg:	N/A	<b>Dressed Neg. Grid Vol:</b>	0
Dressed Steer Avg:	N/A	Steer/Heifer Avg:	N/A
Dressed Heifer Avg:	N/A	<b>TOTAL VOLUME:</b>	<b>14,965</b>
<a href="#">LM_CT106</a>	<b>TOTAL WK TO DATE VOLUME:</b>		<b>54,385</b>
<b>Committed:</b>	<b>14,553</b>	<b>Delivered:</b>	<b>16,329</b>

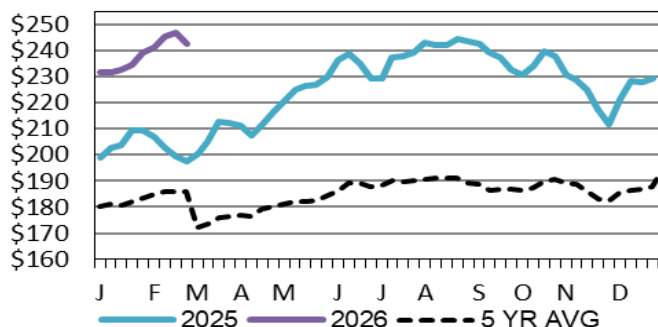
<a href="#">LM_CT124</a>	<b>NEBRASKA</b>	<a href="#">LM_CT109</a>	
<b>Neg. Cash Volume:</b>	116	<b>Dressed Formula Vol:</b>	8,705
Live Steer Avg:	N/A	Steer/Heifer Avg:	\$389.54
Live Heifer Avg:	N/A	<b>Dressed Neg. Grid Vol:</b>	471
Dressed Steer Avg:	\$376.00	Steer/Heifer Avg:	\$387.63
Dressed Heifer Avg:	N/A	<b>TOTAL VOLUME:</b>	<b>9,292</b>
<a href="#">LM_CT106</a>	<b>TOTAL WK TO DATE VOLUME:</b>		<b>41,795</b>
<b>Committed:</b>	<b>9,515</b>	<b>Delivered:</b>	<b>18,358</b>

<a href="#">LM_CT134</a>	<b>COLORADO</b>	<a href="#">LM_CT109</a>	
<b>Neg. Cash Volume:</b>	0	<b>Dressed Formula Vol:</b>	35,771
Live Steer Avg:	N/A	Steer/Heifer Avg:	\$389.02
Live Heifer Avg:	N/A	<b>Dressed Neg. Grid Vol:</b>	65
Dressed Steer Avg:	N/A	Steer/Heifer Avg:	\$383.29
Dressed Heifer Avg:	N/A	<b>TOTAL VOLUME:</b>	<b>35,836</b>
<a href="#">LM_CT106</a>	<b>TOTAL WK TO DATE VOLUME:</b>		<b>14,073</b>
<b>Committed:</b>	<b>2,370</b>	<b>Delivered:</b>	<b>5,830</b>

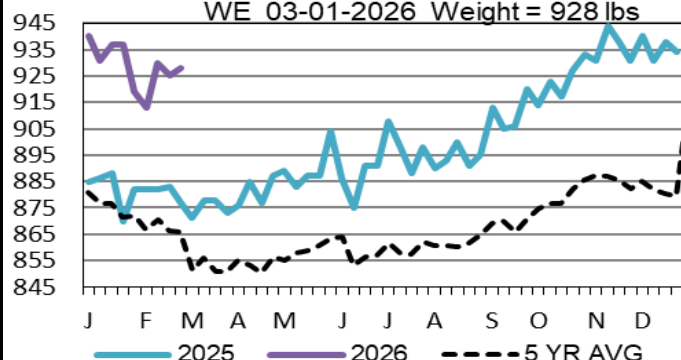
<a href="#">LM_CT137</a>	<b>IA-MN</b>	<a href="#">LM_CT109</a>	
<b>Neg. Cash Volume:</b>	419	<b>Dressed Formula Vol:</b>	2,127
Live Steer Avg:	\$240.00	Steer/Heifer Avg:	\$388.01
Live Heifer Avg:	N/A	<b>Dressed Neg. Grid Vol:</b>	756
Dressed Steer Avg:	\$375.00	Steer/Heifer Avg:	\$383.26
Dressed Heifer Avg:	N/A	<b>TOTAL VOLUME:</b>	<b>3,302</b>
<a href="#">LM_CT106</a>	<b>TOTAL WK TO DATE VOLUME:</b>		<b>13,411</b>
<b>Committed:</b>	<b>3,545</b>	<b>Delivered:</b>	<b>8,966</b>

On Thursday, negotiated cash trade was mostly inactive on light to moderate demand in all major feeding regions. The last established market test in the Texas Panhandle was last week with live purchases at mostly 244.00. The last established market test in Kansas was last week with live purchases at 244.00. The last established market test in Nebraska was last week with live purchases from 239.00-243.00 and dressed purchases from 382.00-383.00, mostly 383.00. The last established market test in the Western Cornbelt was last week with live purchases at mostly 243.00 and dressed purchases were from mostly 382.00-383.00 on a light test.

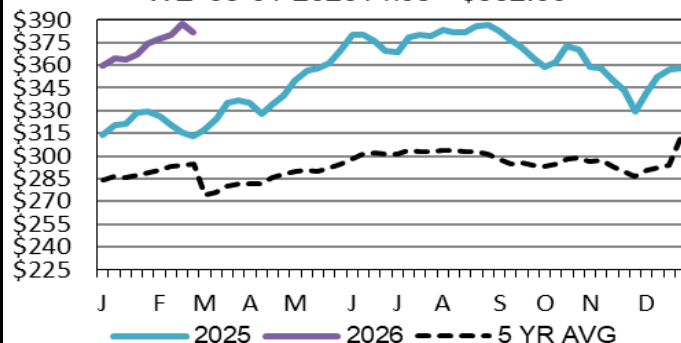
**5-Area Live Steer Weighted Average**  
WE 03-01-2026 Price = \$242.71



**TX-OK-NM Formula Carcass Weights**  
WE 03-01-2026 Weight = 928 lbs



**Iowa-Minnesota Wkly Dress Steer Wtd Avg**  
WE 03-01-2026 Price = \$382.00



**USDA Livestock, Poultry and Grain Market News**

Kansas City, MO

Phone: 816-676-7000

[stjoe.lpgmn@ams.usda.gov](mailto:stjoe.lpgmn@ams.usda.gov)