

Daily Direct Steer and Heifer Slaughter Cattle Summary

For Trade on:

Friday, June 13, 2025

LM CT100	5-Area	LM CT109	
Neg. Cash Volume:	12,165	Dressed Formula Vol:	36,085
Live Steer Avg:	\$240.84	Steer/Heifer Avg:	\$373.31
Live Heifer Avg:	\$238.92	Dressed Neg. Grid Vol:	3,627
Dressed Steer Avg:	\$379.32	Steer/Heifer Avg:	\$365.31
Dressed Heifer Avg:	\$379.59	TOTAL VOLUME:	51,877
LM CT106	TOTAL WK TO DATE VOLUME:		257,824
Committed:	74,113	Delivered:	65,949

LM CT118	TX-OK-NM	LM CT109	
Neg. Cash Volume:	33	Dressed Formula Vol:	13,133
Live Steer Avg:	N/A	Steer/Heifer Avg:	\$364.95
Live Heifer Avg:	N/A	Dressed Neg. Grid Vol:	75
Dressed Steer Avg:	N/A	Steer/Heifer Avg:	\$357.72
Dressed Heifer Avg:	N/A	TOTAL VOLUME:	13,241
LM CT106	TOTAL WK TO DATE VOLUME:		17,629
Committed:	19,354	Delivered:	15,139

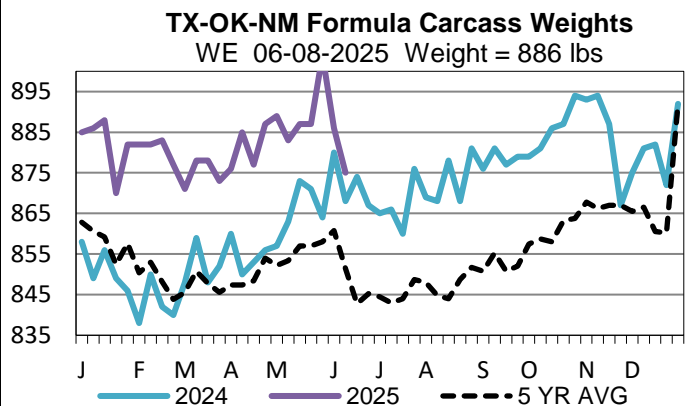
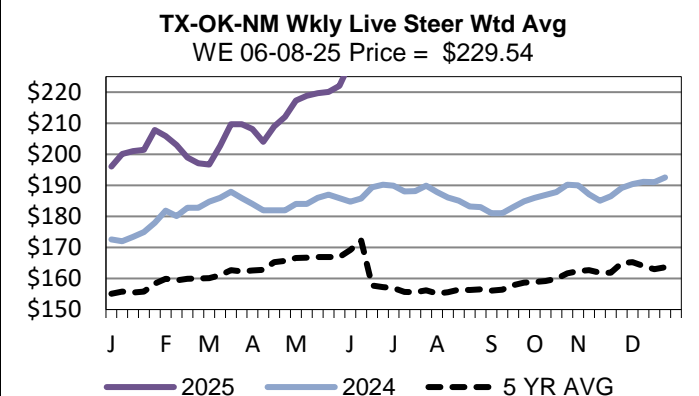
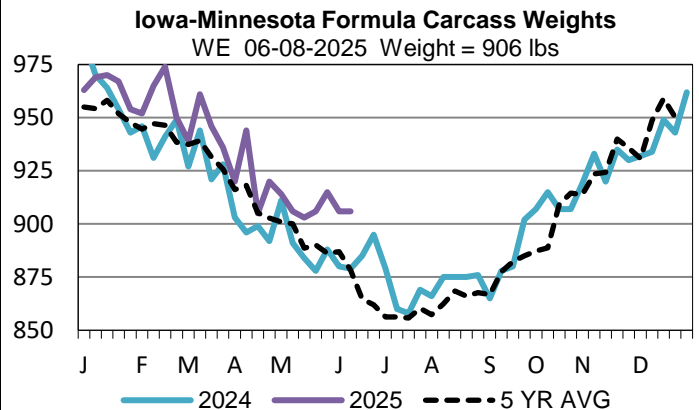
LM CT121	KANSAS	LM CT109	
Neg. Cash Volume:	194	Dressed Formula Vol:	12,363
Live Steer Avg:	N/A	Steer/Heifer Avg:	\$370.82
Live Heifer Avg:	\$235.00	Dressed Neg. Grid Vol:	853
Dressed Steer Avg:	N/A	Steer/Heifer Avg:	\$355.17
Dressed Heifer Avg:	N/A	TOTAL VOLUME:	13,410
LM CT106	TOTAL WK TO DATE VOLUME:		83,265
Committed:	15,880	Delivered:	18,706

LM CT124	NEBRASKA	LM CT109	
Neg. Cash Volume:	7,668	Dressed Formula Vol:	5,279
Live Steer Avg:	\$241.36	Steer/Heifer Avg:	\$389.07
Live Heifer Avg:	\$239.33	Dressed Neg. Grid Vol:	1,070
Dressed Steer Avg:	\$380.00	Steer/Heifer Avg:	\$369.51
Dressed Heifer Avg:	\$380.00	TOTAL VOLUME:	14,017
LM CT106	TOTAL WK TO DATE VOLUME:		57,440
Committed:	17,259	Delivered:	13,798

LM CT134	COLORADO	LM CT109	
Neg. Cash Volume:	0	Dressed Formula Vol:	4,462
Live Steer Avg:	N/A	Steer/Heifer Avg:	\$384.09
Live Heifer Avg:	N/A	Dressed Neg. Grid Vol:	58
Dressed Steer Avg:	N/A	Steer/Heifer Avg:	\$382.25
Dressed Heifer Avg:	N/A	TOTAL VOLUME:	4,520
LM CT106	TOTAL WK TO DATE VOLUME:		12,893
Committed:	7,263	Delivered:	6,325

LM CT137	IA-MN	LM CT109	
Neg. Cash Volume:	4,270	Dressed Formula Vol:	1,075
Live Steer Avg:	\$237.08	Steer/Heifer Avg:	\$383.97
Live Heifer Avg:	\$239.14	Dressed Neg. Grid Vol:	1,667
Dressed Steer Avg:	\$379.50	Steer/Heifer Avg:	\$368.26
Dressed Heifer Avg:	\$376.00	TOTAL VOLUME:	7,012
LM CT106	TOTAL WK TO DATE VOLUME:		26,702
Committed:	14,357	Delivered:	11,981

On Friday, negotiated cash trade was moderate on moderate demand in Nebraska with live purchases steady to 2.00 lower from 240.00- 242.00, compared to last week. Dressed purchases were steady at 380 compared to Thursday. Negotiated cash trade was limited on moderate demand in all other feeding regions, although not enough for an adequate market test. The latest established market in the Texas Panhandle was Wednesday at 235.00. The latest market test in Kansas was Thursday with live purchases from 233.00-238.00, mostly 235.00. The latest established market in the Western Cornbelt was Thursday, with live purchases from 240.00-241.00 and dressed purchases at 380.00.



USDA Livestock, Poultry and Grain Market News

Kansas City, MO

Phone: 816-676-7000

stjoe.lpgmn@ams.usda.gov