

[AMS 2453/LM_XB403](#)

DAILY ESTIMATED CUTOUT VALUES

	Choice <u>600-900#</u>	Select <u>600-900#</u>	Choice/Select Spread
Current Cutout Values:	352.49	342.39	
Change from prior day:	2.59	3.21	
Primal Rib	561.49	544.08	
Primal Chuck	281.13	283.91	
Primal Round	286.16	284.70	
Primal Loin	487.64	446.62	
Primal Brisket	292.26	297.52	
Primal Short Plate	239.91	239.91	
Primal Flank	184.16	179.46	

Load Count:	
Total	101
Choice	68
Select	11
Trimming	6
Grinds	16

Fresh 50% Trimmings 6 Loads @ 121.17

[AMS 2829/NW_LS441](#)

USDA BY-PRODUCT DROP VALUE (STEER) - DAILY

11.06 Change: unch

[AMS 2466/LM_CT100](#)

5 AREA WEEKLY ACCUMULATED WEIGHTED AVG CATTLE PRICE

<i>As of 10:00 am</i>	Head Count	Avg Weight	Avg Price
Live Steer	25,982	1,478	226.36
Live Heifer	9,153	1,310	224.32
Dressed Steer	7,566	971	357.76
Dressed Heifer	1,626	885	357.58

[AMS 3208/SJ_LS710](#)

DAILY CATTLE SLAUGHTER

Today	105,000
Week Ago	88,000
Year Ago (act)	101,561
Week to Date	564,000
Same Period Last Week	557,000
Same Period Last Year	587,010
Previous Day	Steer and Heifer 98,000 Cow and Bull 22,000

[AMS 3209/SJ_LS712](#)

BEEF PRODUCTION	5/17/2025 (Estimate)	Last Week (Estimate)	(Actual)
Slaughter	566,000	559,000	597,000
Live Weights	1,432	1,437	1,398
Dressed Weights	875	877	851
Beef Production (millions of pounds)	494	489	507

[AMS 2825/NW_LS410](#)

USDA BEEF CARCASS PRICE EQUIVALENT INDEX VALUE

	Choice <u>600-900#</u>	Select <u>600-900#</u>	Dressing percent:	
			<u>Steer</u>	<u>Heifer</u>
	\$341.53	\$327.08	63.53	63.49
Change	1.15	1.47		

[AMS 2455/LM_XB405](#)

USDA NATIONAL CUTTER COW CARCASS CUTOUT

294.81 (-1.06) 90% lean: 377.97

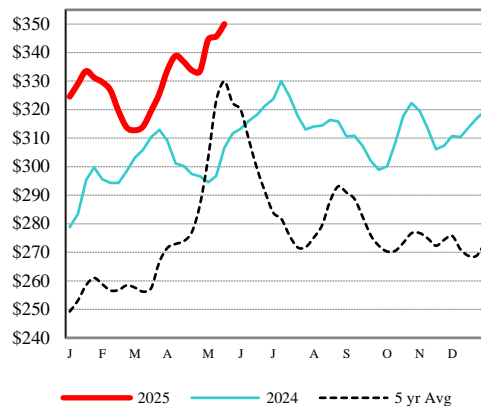
CME LIVE CATTLE

	High	Low	Change	Settle
APR	N/A			
JUN	N/A			
AUG	N/A			

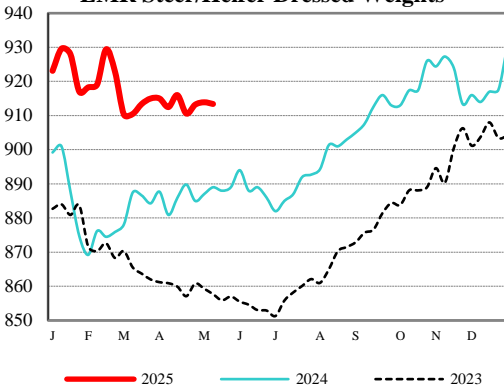
CME FEEDER CATTLE

	High	Low	Change	Settle
APR	N/A			
MAY	N/A			
AUG	N/A			

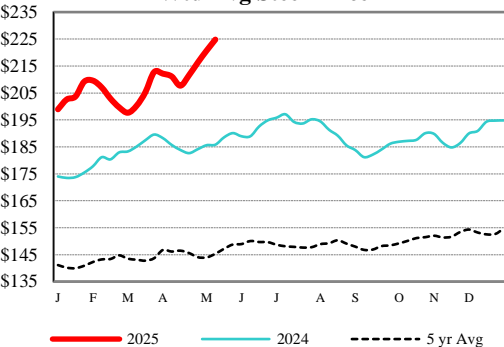
Weekly Choice Cutout



LMR Steer/Heifer Dressed Weights



5 Area Weekly Wtd Avg Steer Price



Weekly Ch/Se Spread

