



NOTICE: As Market News transitions reports to the MARS platform and My Market News, report formats will be converted to a more user-friendly and accessible PDF format. In the next few weeks, this report will move to the new platform and will be accessible at:  
[https://www.ams.usda.gov/mnreports/AMS\\_2867.pdf](https://www.ams.usda.gov/mnreports/AMS_2867.pdf) If you would like to learn more about MARS and My Market News, please contact us at [Websupport.lpgmn@ams.usda.gov](mailto:Websupport.lpgmn@ams.usda.gov).

\*Please find report below.



**USDA National Retail Report - Turkey**  
**Advertised Prices for Turkey to Consumers at Major Retail Supermarket Outlets during the period of 08/30 thru 09/05.**

Fri. Aug 30, 2024

(prices in dollars per pound fresh unless otherwise noted; does not reflect all turkey items available in the marketplace)

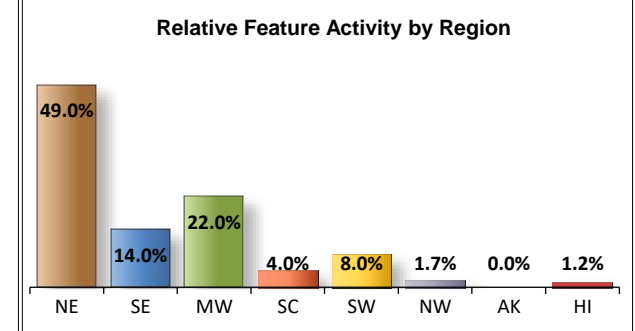
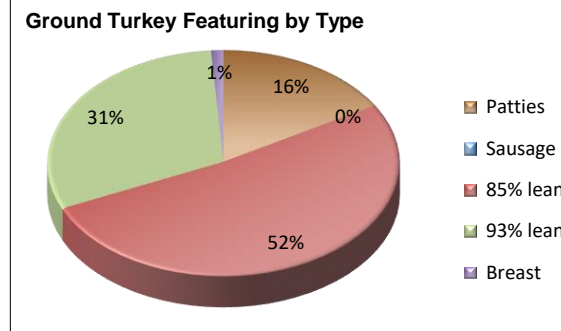
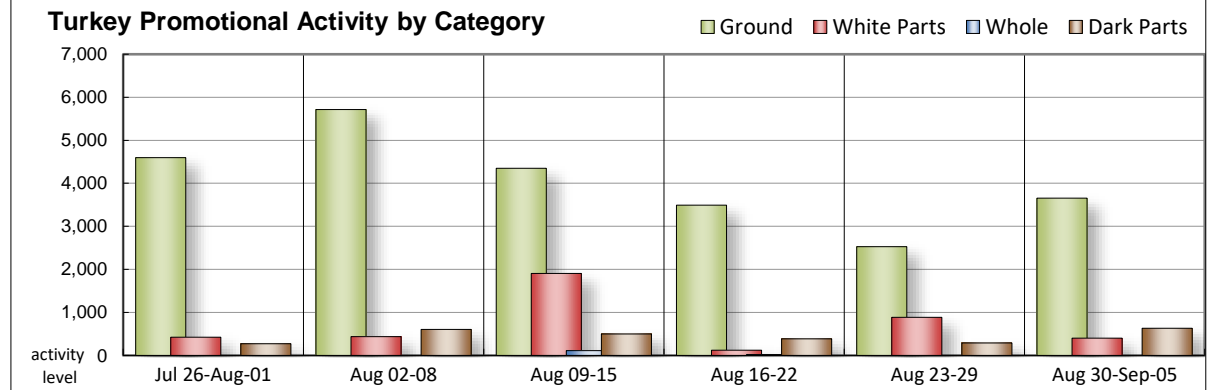
NATIONAL SUMMARY						
	THIS WEEK		LAST WEEK		LAST YEAR	
<b>Feature Rate</b> <sup>1/</sup>	27.9% of 29,200 outlets		18.2% of 29,200 outlets		14.2% of 29,200 outlets	
<b>Special Rate</b> <sup>4/</sup>	10.6%		6.7%		8.1%	
<b>Activity Index</b> <sup>2/</sup>	5,975		6,197		3,548	
<b>3/</b>	Stores	Wtd Avg	Stores	Wtd Avg	Stores	Wtd Avg
<b>WHOLE BIRDS:</b>						
Fresh - Hens						
" - Toms						
Frozen - Hens					10	1.49
" - Toms					10	1.49
<b>PARTS:</b>						
<b>Breast:</b>						
Bone-in, whole						
Fresh						
Frozen	83	1.50	288	1.30	70	2.49
Split, bone-in						
Fresh	46	4.99				
Rotisserie	143	5.60				
Boneless, whole						
Cutlets						
Cutlets, thin sliced						
Strips						
Tenders	90	5.60				
Marinated Tenders	40	4.26	598	5.23	62	6.66
Drumsticks	201	2.95	83	2.27	158	1.37
Thighs	158	3.70				
Wings	46	2.99	111	2.63	158	1.37
Necks			43	2.99		
Smoked Drumsticks	135	2.83				
Smoked Wings	92	3.69	43	2.99		
Smoked Necks			10	2.98		
<b>GROUND TURKEY:</b>	<b>3,656</b>	<b>4.19</b>	<b>2,528</b>	<b>4.57</b>	<b>1,553</b>	<b>3.94</b>
Patties	607	5.13	315	4.95	43	4.99
Sausage					210	4.79
85% lean	1,888	3.48	421	3.80	452	3.48
93% lean	1,119	4.82	1,258	3.83	808	3.86
Breast	42	5.99	534	6.70	40	5.27
Rolls (frsh/frz 1 lb.)			54	2.99	55	3.66
<b>Specialty</b> <sup>5/</sup>						
Patties	358	5.51	284	5.99	176	5.79
93-94% lean	749	4.69	1,867	4.75	1,036	4.45
Breast	178	4.60	288	6.68	260	5.12

Note: rolls & specialty not included in ground turkey total and weighted average.

Source: USDA Livestock, Poultry, & Grain Market News;

http://www.ams.usda/market-news/livestock-poultry-grain :

Turkey feature activity index is similar to last week. However, feature rate increased to 27.9% with the support of ground turkey items. Whole birds threw another no hitter this week with no stores advertising whole birds. Fresh bone-in breasts didn't see any features as well, but a small sampling of frozen breast is noted. Marinated tender prices are lower than last week, but lightly tested. Dark meat items, both fresh and smoked, experienced light feature rates and prices are generally steady. As noted earlier, ground turkey features are active with patties, 85%, and 93% leading the way with wide ranges of prices. Deli activity rebounded from last week's decline. Most deli items feature rate is moderate to active with self-service 16 ounce turkey leading the way.



All report information gathered from publicly available sources including store circulars, newspaper ads, and retailer websites.

**1/ Feature Rate:** the amount of sampled stores advertising any reported turkey item during the current week, expressed as a percentage of the total sample. **2/ Activity Index:** a measure of the absolute frequency of feature activity equal to the total number of stores for each advertised turkey item (e.g., a retailer with 100 outlets featuring 3 turkey items has an activity index of 300). **3/ Stores/Avg:** the total number of advertising outlets and the weighted average price weighted by the respective number of outlets. **4/ Special Rate:** the percentage of sampled stores with a no-price promotion (e.g., buy 1, get 1 free, etc.) **5/ Specialty:** products produced from birds raised on an all vegetable diet without antibiotics and minimally processed.

(515) 284-4460

Email: desm.lpgmn@ams.usda.gov



**USDA National Retail Report - Turkey**  
**Advertised Prices for Turkey to Consumers at Major Retail Supermarket Outlets during the period of 08/30 thru 09/05.**

Fri. Aug 30, 2024

(prices in dollars per pound fresh unless otherwise noted; does not reflect all turkey items available in the marketplace)

	NORTHEAST U.S. (CT,DE,MA,MD,ME,NH,NJ,NY,PA,RI,VT)			SOUTHEAST U.S. (AL,FL,GA,MS,NC,SC,TN,VA,WV)			MIDWEST U.S. (IA,IL,IN,KY,MI,MN,ND,NE,OH,SD,WI)		
Special Rate <sup>4/</sup> Activity Index <sup>2/</sup>	47.9% of 5,500 sampled outlets Activity Index = 3,000			24.3% of 7,400 sampled outlets 4.1% Activity Index = 1,170			24.6% of 6,100 sampled outlets Activity Index = 1,225		
	Price Range (\$/pound)	Summary Stores Wtd Avg		Price Range (\$/pound)	Summary Stores Wtd Avg		Price Range (\$/pound)	Summary Stores Wtd Avg	
<b>WHOLE BIRDS:</b>									
Fresh - Hens									
" - Toms									
Frozen - Hens									
" - Toms									
<b>PARTS:</b>									
Breast:									
Bone-in, whole									
Fresh									
Frozen				1.59	6	1.59			
Split, bone-in									
Fresh							4.99	46	4.99
Rotisserie	5.49	112	5.49						
Boneless, whole							1.99	12	1.99
Cutlets									
Cutlets, thin sliced									
Strips									
Tenders	5.60	90	5.60						
Marinated Tenders				4.26	40	4.26			
Drumsticks	3.49	112	3.49				1.49 - 2.99	89	2.27
Thighs	3.99	112	3.99				2.99	46	2.99
Wings							2.99	46	2.99
Necks									
Smoked Drumsticks	2.99	48	2.99	2.99	44	2.99	2.49	43	2.49
Smoked Wings	3.69	48	3.69	3.69	44	3.69			
Smoked Necks									
<b>GROUND TURKEY:</b>									
Patties	4.99 - 5.95	448	5.09	4.99 - 5.95	94	5.44	3.99	13	3.99
Sausage									
85% lean	2.56 - 5.00	923	3.46	3.50 - 3.83	482	3.52	3.33 - 4.99	421	3.49
93% lean	4.99 - 5.49	396	5.07	4.49 - 5.49	337	4.70	3.50 - 5.49	96	4.31
Breast (99-100% lean)							5.99	42	5.99
Rolls (frsh/frz 1 lb.)									
<b>Specialty <sup>5/</sup></b>									
Patties	5.44 - 5.99	145	5.70	5.99	83	5.99	3.99 - 5.99	130	5.00
93-94% lean	3.99 - 4.99	490	4.38	4.99	40	4.99	4.99 - 7.99	199	5.58
Breast	4.99	76	4.99				3.33	42	3.33



**USDA National Retail Report - Turkey**  
**Advertised Prices for Turkey to Consumers at Major Retail Supermarket Outlets during the period of 08/30 thru 09/05.**

Fri. Aug 30, 2024

(prices in dollars per pound fresh unless otherwise noted; does not reflect all turkey items available in the marketplace)

	SOUTH CENTRAL U.S. (AR,CO,KS,LA,MO,NM,OK,TX)			SOUTHWEST U.S. (AZ,CA,NV,UT)			NORTHWEST U.S. (ID,MT,OR,WA,WY)		
Feature Rate <sup>1/</sup> Special Rate <sup>4/</sup> Activity Index <sup>2/</sup>	24.9% of 4,900 sampled outlets 0.5% Activity Index = 220			22.8% of 3,800 sampled outlets Activity Index = 323			7.2% of 1,300 sampled outlets Activity Index = 29		
	Price Range (\$/pound)	Summary Stores Wtd Avg		Price Range (\$/pound)	Summary Stores Wtd Avg		Price Range (\$/pound)	Summary Stores Wtd Avg	
<b>WHOLE BIRDS:</b> Fresh - Hens " - Toms Frozen - Hens " - Toms									
<b>PARTS:</b> Breast: Bone-in, whole Fresh Frozen Split, bone-in Fresh Rotisserie Boneless, whole Cutlets Cutlets, thin sliced Strips Tenders Marinated Tenders				1.49	77	1.49			
	5.99	31	5.99						
Drumsticks Thighs Wings Necks Smoked Drumsticks Smoked Wings Smoked Necks									
<b>GROUND TURKEY:</b> Patties Sausage 85% lean 93% lean Breast (99-100% lean)	5.95 3.50 3.99 - 5.49	31 47 111	5.95 3.50 4.43	3.99 4.99	7 179	3.99 4.99	3.99 2.99	14 15	3.99 2.99
Rolls (frsh/frz 1 lb.)									
<b>Specialty</b> <sup>5/</sup> Patties 93-94% lean Breast				4.99	60	4.99			



(prices in dollars per pound fresh unless otherwise noted; does not reflect all turkey items available in the marketplace)

	ALASKA (AK)		HAWAII (HI)			
<b>Feature Rate</b> <sup>1/</sup>	0.0% of 100 sampled outlets		21.9% of 100 sampled outlets			
<b>Special Rate</b> <sup>4/</sup>						
<b>Activity Index</b> <sup>2/</sup>	Activity Index = 0		Activity Index = 20			
	Price Range (\$/pound)	Summary Stores Wtd Avg	Price Range (\$/pound)	Summary Stores Wtd Avg		
<b>WHOLE BIRDS:</b>						
Fresh - Hens						
" - Toms						
Frozen - Hens						
" - Toms						
<b>PARTS:</b>						
Breast:						
Bone-in, whole						
Fresh						
Frozen						
Split, bone-in						
Fresh						
Rotisserie						
Boneless, whole						
Cutlets						
Cutlets, thin sliced						
Strips						
Tenders						
Marinated Tenders						
Drumsticks						
Thighs						
Wings						
Necks						
Smoked Drumsticks						
Smoked Wings						
Smoked Necks						
<b>GROUND TURKEY:</b>						
Patties						
Sausage						
85% lean						
93% lean						
Breast (99-100% lean)						
Rolls (frsh/frz 1 lb.)						
<b>Specialty</b> <sup>5/</sup>						
Patties						
93-94% lean			3.00	20 3.00		
Breast						



**USDA National Retail Report - Turkey**

Advertised Prices for Poultry Deli Meats to Consumers at Major Retail Supermarket Outlets during the period of 08/30 thru 09/05.

(prices in dollars per pound unless otherwise noted; does not reflect all poultry items available in the marketplace)

Fri. Aug 30, 2024

	NATIONAL SUMMARY						NORTHEAST U.S. (CT,DE,MA,MD,ME,NH,NJ,NY,PA,RI,VT)				SOUTHEAST U.S. (AL,FL,GA,MS,NC,SC,TN,VA,WV)			
	This Week		Last Week		Last Year		53.4% of 5,500 sampled outlets Activity Index = 7,412				71.8% of 7,400 sampled outlets Activity Index = 10,271			
Feature Rate <sup>1/</sup>	58.6% of 29,200 stores		47.8% of 29,200 stores		39.2% of 29,200 stores		Price Range (\$/pound)		Summary Stores Wtd Avg		Price Range (\$/pound)		Summary Stores Wtd Avg	
Activity Index <sup>2/</sup>	32,321		33,525		25,347									
	Stores	Wtd Avg	Stores	Wtd Avg	Stores	Wtd Avg								
<b>SERVICE DELI - Turkey</b>														
<b>Category 1</b>														
Processor Brand	6,031	10.60	5,592	9.95	5,659	10.41	7.99 - 14.99	2,013	9.80	7.98 - 12.99	1,287	12.50		
Private Brand	581	9.88	4,719	9.14	3,016	9.02	7.99 - 9.99	311	9.39	8.99	44	8.99		
<b>Category 2</b>														
Processor Brand	1,775	7.54	570	6.73	140	6.86	6.99 - 8.99	464	7.39	5.99 - 7.99	741	7.42		
Private Brand	1,337	4.76	758	6.93	433	6.99	3.99 - 7.99	341	6.45	3.99	955	3.99		
<b>Category 3</b>														
Processor Brand	176	5.54	187	4.59	100	4.81				4.99	40	4.99		
Private Brand	158	5.99			95	4.47	5.99	112	5.99					
<b>Turkey Ham</b>														
Processor Brand	327	6.72	719	5.76	472	4.77	6.99	288	6.99					
Private Brand	16	4.29	48	4.18	120	4.06								
<b>Turkey Pastrami</b>														
Processor Brand	288	6.99	434	6.89	350	6.99	6.99	288	6.99					
Private Brand			31	6.99										
<b>SERVICE DELI - Chicken</b>														
<b>Category 1</b>														
Processor Brand	3,160	10.67	2,372	9.86	2,132	9.65	7.99 - 10.99	842	8.78	7.99 - 12.99	469	12.88		
Private Brand	234	9.88	919	9.36	581	10.41	10.99	48	10.99	8.99 - 10.99	153	9.57		
<b>Category 2</b>														
Processor Brand	168	6.65	549	6.87	112	6.99	5.99	112	5.99					
Private Brand	1,374	4.73					3.99 - 6.99	217	5.86	3.99	955	3.99		
<b>SELF-SERVICE DELI</b> (dollars per tub or pouch)														
<b>Turkey 7-10 oz</b>														
Processor Brand	4,675	4.36	6,517	4.38	4,328	4.36	3.99 - 5.99	822	5.04	2.50 - 5.99	1,524	4.02		
Private Brand	1,182	4.96	262	3.43						5.00	1,133	5.00		
<b>Turkey 16 oz</b>														
Processor Brand	6,950	6.94	3,626	6.66	3,640	6.21	3.99 - 7.12	895	6.43	3.99 - 7.99	1,596	6.76		
Private Brand			351	6.31										
<b>Chicken 7-10 oz</b>														
Processor Brand	3,889	4.19	5,609	4.41	4,169	4.40	3.99 - 5.99	659	4.80	2.50 - 4.99	1,374	3.94		
Private Brand			262	3.43										

Category 1: composed of 1-3 whole breast lobes using no binders. (slicing)

Category 2: composed of multiple (5-7) whole or partial breast muscles; sectioned and formed with minimal binders. (thin slicing)

Category 3: composed of multiple muscle pieces chopped and reformed into desired shape. (shaving)

Source: USDA Livestock, Poultry, & Grain Market News;

<http://www.ams.usda/market-news/livestock-poultry-grain>

(515) 284-4460

Email: [desm.lpgmn@ams.usda.gov](mailto:desm.lpgmn@ams.usda.gov)



**USDA National Retail Report - Turkey**

Fri. Aug 30, 2024

Advertised Prices for Poultry Deli Meats to Consumers at Major Retail Supermarket Outlets during the period of 08/30 thru 09/05.

(prices in dollars per pound unless otherwise noted; does not reflect all poultry items available in the marketplace)

Feature Rate <sup>1/</sup>	MIDWEST U.S. (IA,IL,IN,KY,MI,MN,ND,NE,OH,SD,WI)			SOUTH CENTRAL U.S. (AR,AZ,CO,KS,LA,MO,NM,OK,TX,UT)			SOUTHWEST U.S. (CA,NV)			NORTHWEST U.S. (ID,MT,OR,WA,WY)		
	59.9% of 6,100 sampled outlets Activity Index = 7,110			60.0% of 4,900 sampled outlets Activity Index = 4,130			34.3% of 3,800 sampled outlets Activity Index = 2,373			70.0% of 1,300 sampled outlets Activity Index = 965		
	Price Range (\$/pound)	Summary Stores Wtd Avg		Price Range (\$/pound)	Summary Stores Wtd Avg		Price Range (\$/pound)	Summary Stores Wtd Avg		Price Range (\$/pound)	Summary Stores Wtd Avg	
<b>SERVICE DELI - Turkey</b>												
<b>Category 1</b>												
Processor Brand	7.89 - 12.99	1,205	10.35	8.49 - 13.99	705	10.60	10.99 - 17.99	88	14.66	8.99 - 14.99	733	9.39
Private Brand	8.99 - 13.99	202	10.57	11.99	24	11.99						
<b>Category 2</b>												
Processor Brand	6.99 - 8.99	423	7.82	6.99 - 8.99	89	7.88	6.99	33	6.99	6.99 - 10.99	25	8.59
Private Brand	9.99	10	9.99	7.99	31	7.99						
<b>Category 3</b>												
Processor Brand	4.99 - 5.99	98	5.87				4.99 - 5.99	38	5.25			
Private Brand	5.99	46	5.99									
<b>Turkey Ham</b>												
Processor Brand				3.99	5	3.99	3.99 - 4.99	34	4.81			
Private Brand				4.29	16	4.29						
<b>Turkey Pastrami</b>												
Processor Brand												
Private Brand												
<b>SERVICE DELI - Chicken</b>												
<b>Category 1</b>												
Processor Brand	6.99 - 13.49	704	10.04	8.99 - 13.49	1,141	11.54				8.99	4	8.99
Private Brand	8.99	9	8.99	9.99	24	9.99						
<b>Category 2</b>												
Processor Brand	7.97	56	7.97									
Private Brand	6.99	148	6.99	6.99	54	6.99						
<b>SELF-SERVICE DELI</b> (dollars per tub or pouch)												
<b>Turkey 7-10 oz</b>												
Processor Brand	2.50 - 4.99	1,025	3.89	1.99 - 4.99	374	4.18	3.99 - 6.49	908	4.92	5.48	15	5.48
Private Brand	3.99	49	3.99									
<b>Turkey 16 oz</b>												
Processor Brand	3.99 - 7.99	2,355	7.17	3.99 - 7.99	1,392	7.00	6.99 - 7.12	493	7.11	6.99 - 7.12	173	7.11
Private Brand												
<b>Chicken 7-10 oz</b>												
Processor Brand	2.50 - 4.99	780	3.60	1.99 - 4.99	275	4.21	3.99 - 4.99	779	4.66	5.48	15	5.48
Private Brand												

Category 1: composed of 1-3 whole breast lobes using no binders. (slicing)

Category 2: composed of multiple (5-7) whole or partial breast muscles; sectioned and formed with minimal binders. (thin slicing)

Category 3: composed of multiple muscle pieces chopped and reformed into desired shape. (shaving)

Source: USDA Livestock, Poultry, & Grain Market News;

(515) 284-4460

6 of 7

<http://www.ams.usda/market-news/livestock-poultry-grain> :

Email: [desm.lpgmn@ams.usda.gov](mailto:desm.lpgmn@ams.usda.gov)



**USDA National Retail Report - Turkey**

Advertised Prices for Poultry Deli Meats to Consumers at Major Retail Supermarket Outlets during the period of 08/30 thru 09/05.

(prices in dollars per pound unless otherwise noted; does not reflect all poultry items available in the marketplace)

Feature Rate <sup>1/</sup>	ALASKA (AK)			HAWAII (HI)				
	40.0% of 100 sampled outlets			9.5% of 100 sampled outlets				
	Activity Index = 44			Activity Index = 16				
Activity Index 2/	Price Range (\$/pound)	Summary Stores Wtd Avg		Price Range (\$/pound)	Summary Stores Wtd Avg			
<b>SERVICE DELI - Turkey</b>								
<b>Category 1</b>								
Processor Brand								
Private Brand								
<b>Category 2</b>								
Processor Brand								
Private Brand								
<b>Category 3</b>								
Processor Brand								
Private Brand								
<b>Turkey Ham</b>								
Processor Brand								
Private Brand								
<b>Turkey Pastrami</b>								
Processor Brand								
Private Brand								
<b>SERVICE DELI - Chicken</b>								
<b>Category 1</b>								
Processor Brand								
Private Brand								
<b>Category 2</b>								
Processor Brand								
Private Brand								
<b>SELF-SERVICE DELI</b>								
(dollars per tub or pouch)								
<b>Turkey 7-10 oz</b>								
Processor Brand	3.48	4	3.48	4.99	3	4.99		
Private Brand								
<b>Turkey 16 oz</b>								
Processor Brand	4.99 - 9.49	36	6.96	7.12	10	7.12		
Private Brand								
<b>Chicken 7-10 oz</b>								
Processor Brand	3.48	4	3.48	4.99	3	4.99		
Private Brand								

Category 1: composed of 1-3 whole breast lobes using no binders. (slicing)

Category 2: composed of multiple (5-7) whole or partial breast muscles; sectioned and formed with minimal binders. (thin slicing)

Category 3: composed of multiple muscle pieces chopped and reformed into desired shape. (shaving)

Source: USDA Livestock, Poultry, & Grain Market News;

<http://www.ams.usda/market-news/livestock-poultry-grain> :

(515) 284-4460

Email: [desm.lpgmn@ams.usda.gov](mailto:desm.lpgmn@ams.usda.gov)