

National Weekly Cattle And Beef Summary

Des Moines, Iowa

Mon Feb 06, 2012

USDA Livestock & Grain Market News

For Week Ending:

2/3/2012

	<u>This Week</u>	<u>Prior Week</u>	<u>Last Year</u>
LM_XB463			
CUTOUT VALUES	184.69	184.76	172.23
Primal Rib	258.97	260.49	241.31
Primal Chuck	158.03	158.57	154.05
Primal Round	167.70	169.39	161.37
Primal Loin	237.76	235.06	213.22
Primal Brisket	141.55	141.19	129.33
Primal Short Plate	138.46	138.04	114.53
Primal Flank	110.84	110.11	100.73

WEEKLY VOLUME BREAKDOWN

Total Loads	7220	6571	6719
Prime Loads	54	46	42
Branded Loads	855	824	803
Choice Loads	2057	1733	1812
Select Loads	1290	1125	1129
Ungraded Loads	2963	2844	2933
(cuts, trims, grinds)			

TYPE OF SALES

Negotiated Sales 0-21 Day	2814	2333	2663
Negotiated Sales 21+ Day	920	693	544
Formula Sales	3364	3385	3408
Forward Contract Sales	123	161	105
Domestic Sales	6375	5990	6073
NAFTA Exports	188	224	162
Overseas Exports	657	357	484

[LM_CT150](#)

5 AREA WEEKLY WEIGHTED CATTLE PRICE

Live Steer	123.35	123.82	105.91
Live Heifer	123.26	123.91	105.88
Dressed Steer	198.01	199.41	170.19
Dressed Heifer	196.96	199.38	169.79

[NW_LS441](#)

WEEKLY USDA BY-PRODUCT DROP VALUE (STEER)

	12.49	12.37	12.85
--	-------	-------	-------

[SJ_LS712](#)

BEEF PRODUCTION

	(Estimate)	(Estimate)	(Actual)
Slaughter	589,000	608,000	627,000
Live Weights	1302	1304	1291
Dressed Weights	781	781	780
Beef Production (mil lbs)	459.1	473.6	487.2

[NW_LS196](#)

NATIONAL STEER & HEIFER ESTIMATED GRADING PERCENT

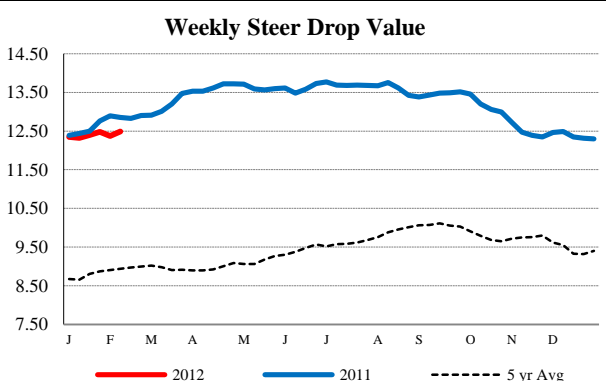
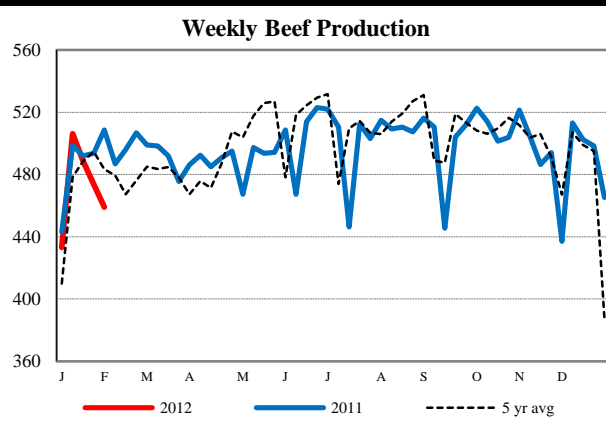
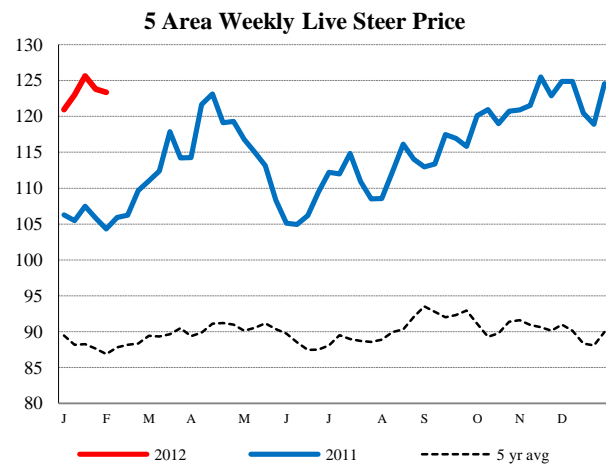
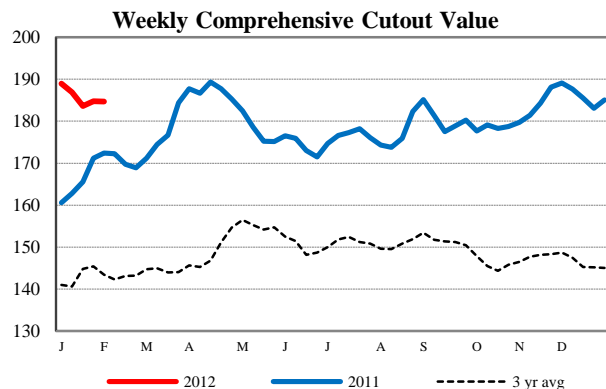
For Week Ending: Jan 20, 2012

Total Quality and Yield Grades for All Regions

Prime	2.86%	2.80%	3.62%
Choice	63.80%	63.04%	65.21%
Select	28.09%	29.09%	26.15%

Percentage by Class

Steer	47.17%	47.05%	49.37%
Heifer	29.69%	29.42%	28.60%
Dairy Cow	9.81%	9.70%	9.84%
Other Cow	11.70%	12.17%	10.61%
Bulls	1.63%	1.66%	1.58%



USDA Livestock & Grain Market News

Des Moines, Iowa

Phone: 515-284-4460

Email: desm.lgmn@usda.gov

www.ams.usda.gov/LSMarketNews