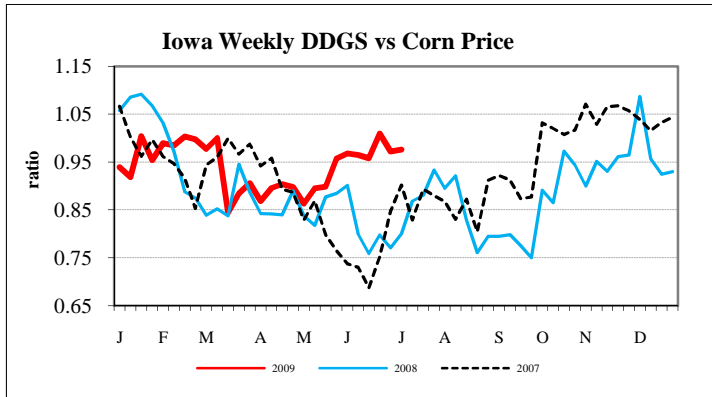
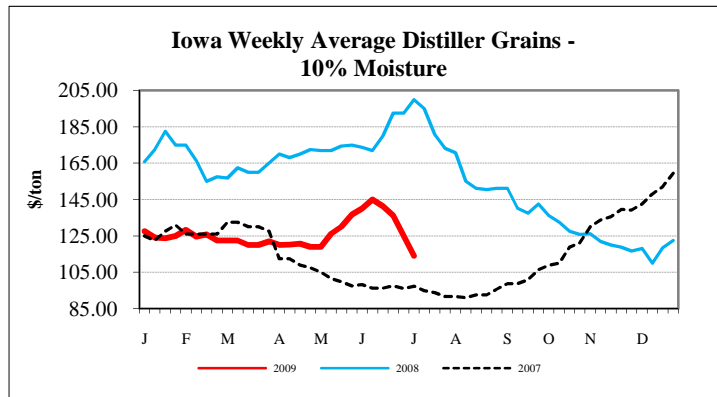
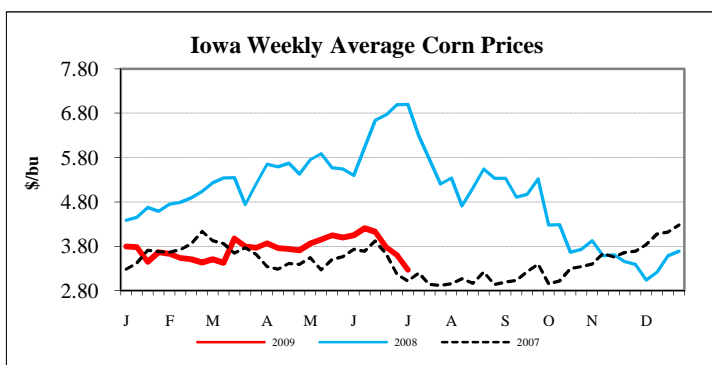
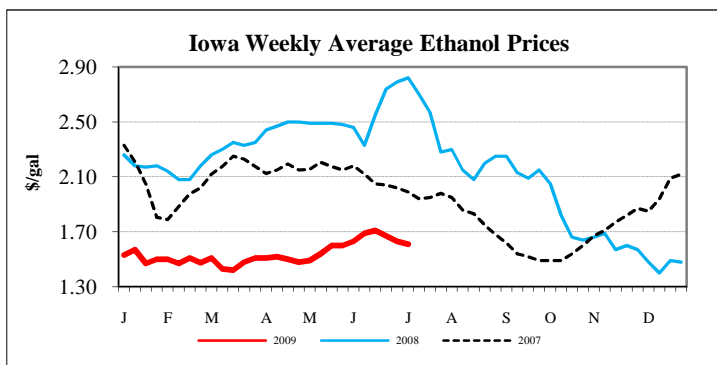


Prices are negotiated, spot market, and FOB the ethanol plant.



	<u>This Week</u>	<u>Last Week</u>	<u>Year Ago</u>	<u>Internet Report Link</u>
Ethanol (\$/gal)				
Iowa	1.60-1.73	1.58-1.72	2.76-2.87	Iowa Ethanol
Minnesota	1.60-1.66	1.58-1.68	---	Minnesota Ethanol
Nebraska	1.60-1.69	1.58-1.67	2.72-2.84	Nebraska Ethanol
South Dakota	1.45-1.72	1.56-1.72	2.55-2.70	South Dakota Ethanol
Illinois	1.63-1.72	1.66-1.72	2.85-2.88	Eastern Cornbelt Ethanol
Distiller Grains (\$/ton)				
10% Moisture				
Iowa	105.00-120.00	120.00-130.00	180.00-220.00	Iowa Ethanol
Minnesota	105.00-120.00	118.00-130.00	---	Minnesota Ethanol
Nebraska	95.00-115.00	115.00-125.00	190.00-200.00	Nebraska Ethanol
South Dakota	95.00-118.00	115.00-138.00	180.00-205.00	South Dakota Ethanol
Eastern Cornbelt	125.00-135.00	135.00-145.00	175.00-190.00	Eastern Cornbelt Ethanol
65% Moisture				
Iowa	37.00-40.00	39.00-43.50	55.00-71.50	Iowa Ethanol
Minnesota	30.00-35.00	30.00-40.00	---	Minnesota Ethanol
Nebraska	35.00-50.75	42.00-47.50	65.00-80.00	Nebraska Ethanol
South Dakota	29.00-41.00	33.00-47.00	53.00-60.00	South Dakota Ethanol
Eastern Cornbelt	39.00-48.00	41.00-54.00	60.00-75.00	Eastern Cornbelt Ethanol
Corn (\$/bu)				
Iowa	3.1350-3.3850	3.4850-3.7750	6.8600-7.1300	Iowa Ethanol
Minnesota	3.0950-3.2450	3.4750-3.5650	---	Minnesota Ethanol
Nebraska	3.2050-3.3650	3.5450-3.6800	7.0600-7.2100	Nebraska Ethanol
South Dakota	3.0000-3.2000	3.3500-3.5100	6.9600-7.1300	South Dakota Ethanol
Eastern Cornbelt	3.5950-3.7250	3.9650-4.0550	7.0975-7.1975	Eastern Cornbelt Ethanol
Nearby Futures				
CME Group				
Corn (\$/bu)	3.4575	3.8250	7.4875	CME Group
Ethanol (\$/gal)	1.6500	1.6690	2.8610	CME Group
NYMEX				
RBOB Gasoline (\$/gal)	1.8590	1.8983	3.5494	New York Mercantile Exchange
Natural Gas (mmBtu)	3.7950	3.8440	13.3890	New York Mercantile Exchange