

**BONELESS PROCESSING BEEF & BEEF TRIMMINGS - LM XB460**

	National		Central US	
	Loads	Wt Avg \$	Loads	Wt Avg \$
Fresh 92-94%	19.1	244.48	10.1	243.07
Fresh 90%	89.3	228.86	63.0	228.52
Fresh 85%	94.8	213.81	67.2	213.45
Fresh 81%		197.24	6.5	192.79
Fresh 75%	20.7	161.86	17.4	161.92
Fresh 73%				
Fresh 65%	61.0	116.96	32.2	114.24
Fresh 50%	77.6	55.70		

**100% LEAN - LM XB461**

	Loads	Wt Avg \$	Change
Cutter Cow Carcass Cutout Value		178.80	0.52
Inside Rounds - Combo	7.6	285.68	0.57
Inside Rounds - Boxed	1.7	285.47	(2.67)
Outside Rounds			
Eye of Rounds	0.9	279.88	3.79
Flats and Eyes - Combo	9.1	273.71	(1.06)
Striploins	6.0	282.08	(1.69)
S.P.B. - Combo	12.7	258.58	0.05

**GROUND BEEF - LM XB45**

	Loads	Str/Hfr	Wt Avg \$	Str/Hfr/Cow	
				Loads	Wt Avg \$
Fresh 73%	40.0		170.29	5.6	179.14
Fresh 75%	3.8		177.21		
Fresh 81%	27.2		217.45	5.3	216.48
Fresh 85%					
Fresh 90%	0.6		259.38		
Fresh 93%	10.9		272.64	2.4	268.70
Ground Chuck	34.0		223.34	6.0	216.11
Ground Round	10.5		228.13	4.2	240.51
Ground Sirloin	1.5		269.59	1.3	246.70

**ESTIMATED CATTLE SLAUGHTER - SJ LS710**

		Weekly Canadian Imports	
		Week ending	5/5/12
Week to Date (est)	641,000	Sltr Cows	2,718
Same Period Last Week (est)	639,000	Sltr Bulls	1,089
Same Period Last Year (act)	662,000	YTD Cows	49,604
		YTD Bulls	14,089
Cow/Bull Total through Thursday	96,000	<a href="#">Canada Live Cow Prices - \$US</a>	
Previous Wk Total Cow & Bull Est	127,000	Ontario	81.37
		Alberta	77.92

**BEEF PRODUCTION - SJ LS711**

	5/5/2012	4/28/2012	5/7/2011
Cow & Bull Slaughter	124,206	122,267	132,709
Year to Date Totals	2,347,761	2,223,555	2,554,192

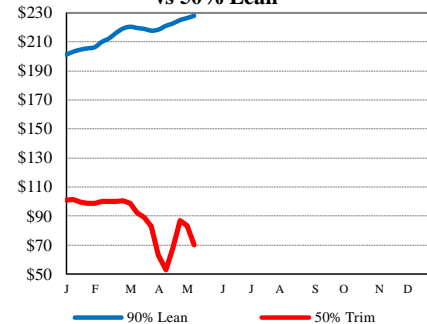
**COW BY-PRODUCT DROP - NW LS444**

cwt live	13.05
cwt dressed	27.77

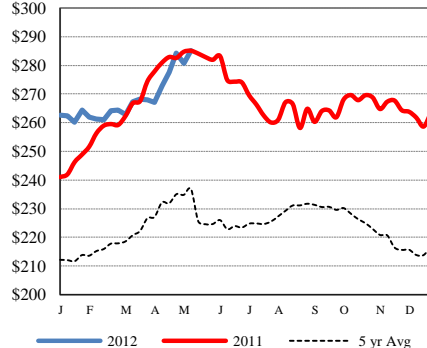
**Live Auction Prices**

	Lean 85-90%	Bng. 80-85%	Brk. 75-80%	Bull 92%
<a href="#">Washington - ML LS795</a>	71.00	72.00	74.50	93.00
<a href="#">Montana - BL LS754</a>	77.50	85.75	85.00	107.00
<a href="#">Colorado-Ft.Collins. CO</a>	N/A	N/A	N/A	N/A
<a href="#">South Dakota - SF LS111</a>	79.50	84.25	83.50	-
<a href="#">Iowa - NW LS785</a>	54.50	69.75	77.75	92.50
<a href="#">Missouri -Joplin- JC LS174</a>	83.50	88.50	87.25	109.00
<a href="#">OK - Ok City- KO LS155</a>	92.00	95.75	94.00	116.25
<a href="#">TX -San Angelo-SA LS150</a>	81.50	86.25	78.75	108.00
<a href="#">New Mexico-CV LS150</a>	82.22	85.71	80.75	101.31
<a href="#">Alabama - MG LS145</a>	79.00	89.75	88.75	106.50
<a href="#">Georgia - TV LS145</a>	86.75	90.62	88.83	109.75
<a href="#">Mississippi - JK LS145</a>	81.50	87.00	84.00	104.50
<a href="#">Kentucky - SV LS145</a>	69.42	79.25	82.75	100.50
<a href="#">PA-New Holland-LN LS145</a>	79.50	86.50	91.25	101.00

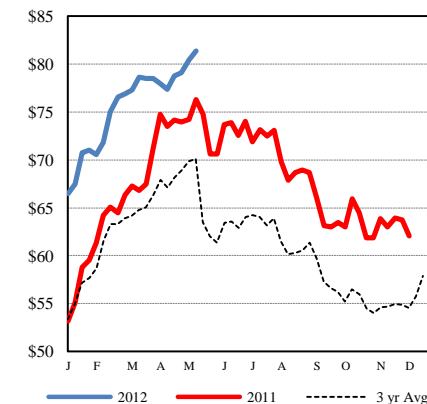
**2012 Weekly - 90% Lean vs 50% Lean**



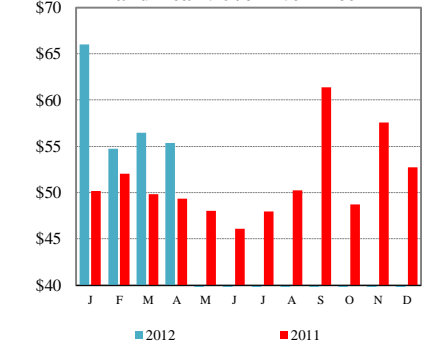
**100% Lean - Inside Rounds**



**Ontario Live Cow Prices**



**Monthly Spread Between 90% Bnls and Lean 90% Live Price**



USDA Livestock & Grain Market News

Des Moines, Iowa

Phone: 515-284-4460

Email: [desm.lgmn@usda.gov](mailto:desm.lgmn@usda.gov)

[www.ams.usda.gov/LSMarketNews](http://www.ams.usda.gov/LSMarketNews)