

Bean Market News

Vol. 48 No.05 Date February 07, 2012

FOB Dealer Selling Prices Per 100 Lbs.

Carlot and truck lot (Basis U.S. No. 1's Cleaned and Bagged)

M - Mostly, Ltd. - Limited, NC - New Crop, OC - Old Crop, V- Very

www.ams.usda.gov/lsmarketnews

Devin Murnin, Bean Market Reporter
 Randall Bisel, Market Reporting Assistant/Editor
 ISSN - 1066-0607

USDA Livestock and Grain Market News

Phone: (970) 353-9750 Fax (970) 353-9790

3459 W. 20th St, Suite 223A, Greeley, CO 80634

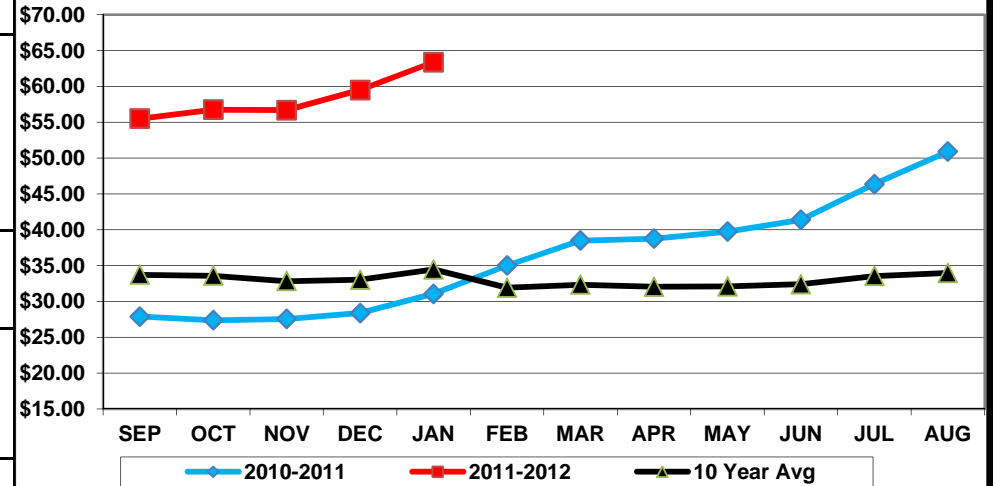
greeley.lgmn@ams.usda.gov

Trading activity and movement for most varieties was generally moderate. Demand for most all varieties was moderate to good, resulting in prices remaining firm. Some wide price spreads are being reported due to variation of quality within the varieties. Price increases in the grower market resulted in more beans becoming available on the market.

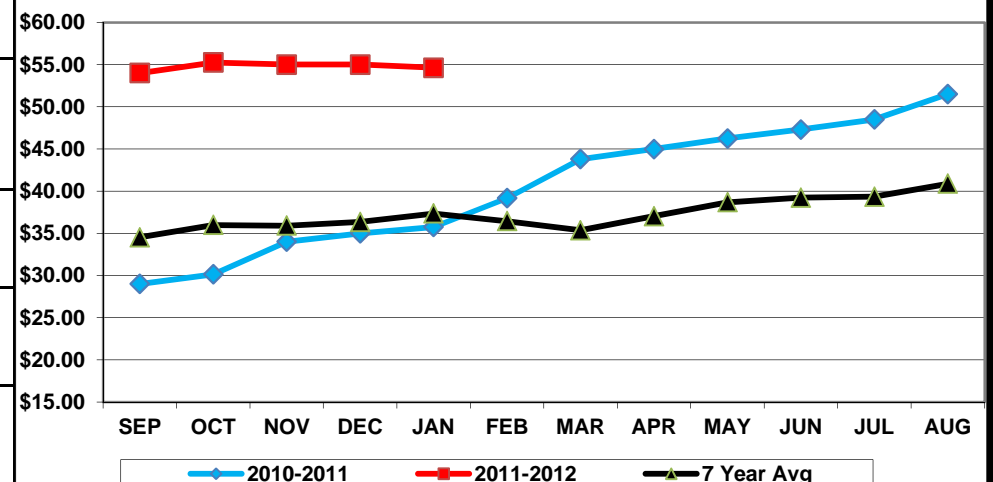
DRY BEAN DEALER INFORMATION

	2/7/2012	1/31/2012	Last Year
PINTO BEANS:	were steady.		
NE Colorado	64.00-66.00	64.00-66.00	Ltd 32.00-34.00
W Nebraska/E Wyoming	64.00-66.00	64.00-66.00	Ltd 32.00-34.00
N Dakota/Minnesota	59.00-63.00	59.00-63.00	Ltd 30.00-32.00
N Wyoming/SC Montana	Ltd 65.00-66.00	Ltd 65.00-66.00	Ltd 32.00-34.00
Washington/Idaho	Ltd 61.00-66.00	Ltd 61.00-66.00	Ltd 32.00-34.00
GREAT NORTHERN:	were steady.		
Nebraska/Wyoming	V Ltd 56.00-58.00	V Ltd 56.00-58.00	Ltd 35.00-39.00
N. Dakota	Not Established	Not Established	Not Established
LIGHT RED KIDNEY:	were steady.		
Colorado/Nebraska	V Ltd 66.00-70.00	V Ltd 66.00-70.00	Ltd 43.00-45.00
Michigan	V Ltd 66.00-70.00	V Ltd 66.00-70.00	Ltd 45.00
Wisconsin/Minnesota	V Ltd 66.00-70.00	V Ltd 66.00-70.00	Not Established
DARK RED KIDNEY:	were steady.		
Michigan	V Ltd 66.00-68.00	V Ltd 66.00-68.00	Ltd 50.00-51.00
Wisconsin/Minnesota	V Ltd 66.00-68.00	V Ltd 66.00-68.00	Ltd 48.00-50.00
PINK BEANS:	were steady.		
Washington/Idaho	Not Established	Not Established	Ltd 38.00-40.00
N Dakota/Minnesota	V Ltd 60.00-64.00	V Ltd 60.00-64.00	Not Established
SMALL RED BEANS:	were steady.		
Washington/Idaho	V Ltd 60.00-63.00	V Ltd 60.00-63.00	Ltd 45.00-50.00
Michigan	V Ltd 64.00-66.00	V Ltd 64.00-66.00	Ltd 45.00-50.00
N Dakota/Minnesota	Not Established	Not Established	Not Established
BLACK BEANS:	were steady to firm.		
Michigan	V Ltd 55.00-56.00	V Ltd 55.00-56.00	Ltd 40.00-42.00
N Dakota/Minnesota	V Ltd 54.00-56.00	V Ltd 53.00-55.00	Ltd 38.00-40.00
PEA BEANS:	were steady.		
Michigan	V Ltd 62.00-63.00	V Ltd 62.00-63.00	Ltd 40.00-42.00
N Dakota/Minnesota	V Ltd 59.00-61.00	V Ltd 59.00-61.00	Ltd 35.00-38.00
GARBANZOS:	were not established.		
Washington/Idaho	Not Established	Ltd 57.00-60.00	Ltd 46.00-47.00
N Dakota/Montana	Not Established	Not Established	Not Established

PINTOS DEALER - NORTHERN COLORADO



DEALER BLACK BEANS - N. DAKOTA/MINNESOTA



Bean Market News

Vol. 48 No.05 Date February 07, 2012

Grower Selling Prices Per 100 Lbs.

U.S. No. 1's, Thresher Run, Clean Basis

M - Mostly, Ltd. - Limited, NC - New Crop, OC - Old Crop, V- Very

www.ams.usda.gov/lsmarketnews

Devin Murnin, Bean Market Reporter
Randy Bisel, Market Reporting Assistant/Editor
ISSN - 1066-0607

USDA Livestock and Grain Market News

Phone: (970) 353-9750 Fax (970) 353-9790

3459 W. 20th St, Suite 223A, Greeley, CO 80634

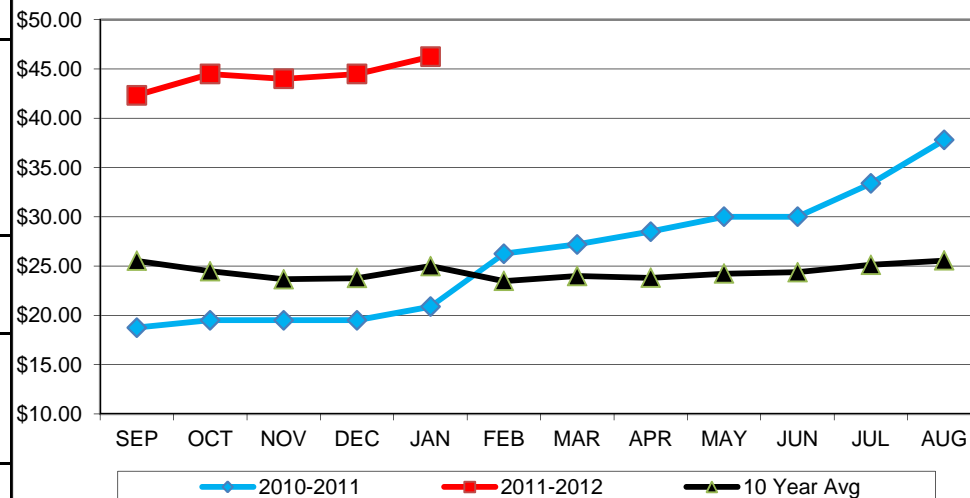
greeley.lgmn@ams.usda.gov

Trading activity and movement for most varieties was generally moderate. Demand for most all varieties was moderate to good, resulting in prices remaining firm. Some wide price spreads are being reported due to variation of quality within the varieties. Price increases in the grower market resulted in more beans becoming available on the market.

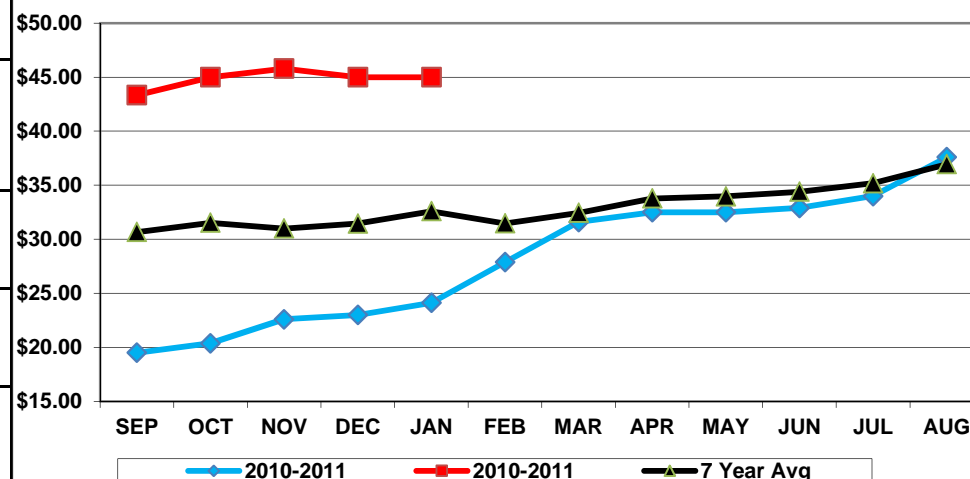
DRY BEAN GROWER INFORMATION

	2/7/2012	1/31/2012	Last Year
PINTO BEANS:	were steady to 2.00 higher.		
NE Colorado	50.00	47.00-50.00	25.00-28.00
W Nebraska/E Wyoming	50.00	47.00-50.00	25.00-28.00
N Dakota/Minnesota	48.00	45.00-48.00	23.00-25.00
N Wyoming/SC Montana	48.00-50.00	47.00-48.00	Ltd 23.00-25.00
Washington/Idaho	48.00-50.00	48.00-50.00	24.00-26.00
GREAT NORTHERN:	were steady.		
Nebraska/Wyoming	42.00	42.00	28.00-30.00
N. Dakota	40.00-43.00	40.00-43.00	Ltd 23.00-24.00
LIGHT RED KIDNEY:	were steady to firm.		
Colorado/Nebraska	53.00	50.00-53.00	Ltd 31.00-36.00
Michigan	53.00-54.00	53.00-54.00	Not Established
Wisconsin/Minnesota	54.00-55.00	54.00-55.00	Ltd 32.00-36.00
DARK RED KIDNEY:	were steady.		
Michigan	Not Established	Not Established	Not Established
Wisconsin/Minnesota	55.00	55.00	Not Established
PINK BEANS:	were steady to firm.		
Washington/Idaho	45.00-46.00	45.00	Ltd 25.00-28.00
N Dakota/Minnesota	45.00	45.00	V Ltd 25.00-27.00
SMALL RED BEANS:	were steady.		
Washington/Idaho	45.00-46.00	45.00-46.00	Ltd 28.00-30.00
Michigan	Not Established	Not Established	Not Established
N Dakota/Minnesota	Ltd 40.00	Ltd 40.00	Not Established
BLACK BEANS:	were steady.		
Michigan	Not Established	Not Established	Ltd 29.00-30.50
N Dakota/Minnesota	45.00	45.00	Ltd 25.00-30.00
PEA BEANS:	were steady.		
Michigan	Not Established	Not Established	V Ltd 29.00-31.00
N Dakota/Minnesota	45.00	45.00	Ltd 25.00-26.00
GARBANZOS:	were not established.		
Washington/Idaho	Not Established	Ltd 46.00-48.00	Ltd 32.00-34.00
N Dakota/Montana	Not Established	Not Established	Ltd 32.00-35.00

GROWER PINTOS - NORTHERN COLORADO



GROWER BLACK BEANS - N. DAKOTA/MINNESOTA



Peas, Lentils, and California Market News

Vol. 48 No.05 Date February 07, 2012

FOB Dealer Selling Prices Per 100 Lbs.

Carlot and truck lot

M - Mostly, Ltd. - Limited, NC - New Crop, OC - Old Crop, V- Very

www.ams.usda.gov/lsmarketnews

Devin Murnin, Bean Market Reporter
Randy Bisel, Market Reporting Assistant/Editor
ISSN - 1066-0607

USDA Livestock and Grain Market News

Phone: (970) 353-9750 Fax (970) 353-9790

3459 W. 20th St, Suite 223A, Greeley, CO 80634

greeley.lgmn@ams.usda.gov

IDAHO/WASHINGTON

Trading activity and demand light to moderate. Dealer: Split Green Peas, Whole Green Peas, Austrian Winter Peas, and Brewer Lentils were steady. Pardina Lentils were steady to 1.00 lower. Yellow Peas were not established. Grower: Green Peas, Yellow Peas, Austrian Winter Peas, Brewer Lentils, and Pardina Lentils were mostly steady.

<u>Dealer:</u>	<u>2/7/2012</u>	<u>1/31/2012</u>	<u>Last Year</u>	<u>Grower:</u>	<u>2/7/2012</u>	<u>1/31/2012</u>	<u>Last Year</u>
Green Pea-Split	Ltd 27.00-29.00	Ltd 27.00-29.00	Ltd 22.00-22.50	Green Pea			
Whole Vine	Ltd 22.00-24.00	Ltd 22.00-24.00	Ltd 18.00-19.00	Whole Vine	16.00-16.50	16.00-16.50	11.00-12.00
Whole Upright	Ltd 21.00-23.00	Ltd 21.00-23.00	Ltd 16.50-18.00	Whole Upright	16.00-16.50	16.00-16.50	10.00-11.00
Yellow Pea-Split	Not Established	Not Established	Ltd 21.00-22.00	Yellow Pea			
Whole	Not Established	Not Established	Ltd 16.50	Whole	14.50-15.00	14.50-15.00	9.00-10.50
Austrian Winter Pea	V Ltd 23.00-25.00	V Ltd 23.00-25.00	V Ltd 24.00-25.00	Austrian Winter Pea	Ltd 18.00-21.00	Ltd 18.50	Ltd 18.00
Lentil - Brewers	37.00-38.00	37.00-38.00	Ltd 45.00-46.00	Lentil - Brewers	Ltd 29.00-30.00	Ltd 29.00-30.00	30.00-32.00
Pardina	Ltd 35.00-37.00	Ltd 36.00-37.00	Ltd 37.00-38.00	Pardina	Ltd 29.00-30.00	Ltd 29.00-30.00	30.00-31.00

Dealer Prices – FOB warehouse in truck and railcar lots and basis U.S. No. 1's or better, cleaned in Cwt bag.

Grower Prices - Per Cwt, thresher run, cleaned basis, and for U.S. No. 1's or better.

NORTH DAKOTA/MONTANA

Trading activity and demand light to moderate. Dealer: Whole Green Peas had no recent comparison. Whole Yellow Peas and Richlea Lentils were not established. Grower: Green Peas and Yellow Peas were steady to weak. Richlea Lentils had no recent comparison.

<u>Dealer:</u>	<u>2/7/2012</u>	<u>1/31/2012</u>	<u>Last Year</u>	<u>Grower:</u>	<u>2/7/2012</u>	<u>1/31/2012</u>	<u>Last Year</u>
Green Pea-Whole	V Ltd 18.15	Not Established	V Ltd 16.75-17.15	Green Pea-Whole	13.33-15.83	13.33-16.67	12.67-13.33
Yellow Pea-Whole	Not Established	Not Established	V Ltd 15.20-16.10	Yellow Pea-Whole	14.17-16.67	14.17-16.67	11.25-13.00
Lentil - Richlea	Not Established	Not Established	V Ltd 38.00-41.00	Lentil - Richlea	V Ltd 20.00-22.00	Not Established	32.00-33.00

Dealer Prices – FOB warehouse in truck and railcar lots and basis U.S. No. 2's or better, cleaned in Cwt bag.

Grower Prices - Per Cwt, thresher run, cleaned basis, and for U.S. No. 2's or better.

CALIFORNIA

Trading activity and demand moderate. Price spreads, especially in the Baby Lima market, due to quality differences. Dealer: Baby Limas, Large Limas, Blackeyes, and Garbanzos were not established. Grower: Baby Limas and Canning Quality Large Limas were steady. Blackeyes, Large Limas and Garbanzos were not established.

<u>Dealer:</u>	<u>2/7/2012</u>	<u>1/31/2012</u>	<u>Last Year</u>	<u>Grower:</u>	<u>2/7/2012</u>	<u>1/31/2012</u>	<u>Last Year</u>
Baby Lima	Not Established	Not Established	Ltd 39.00-41.00	Baby Lima	Ltd 52.00-53.00	Ltd 52.00-53.00	37.00-38.00
Large Lima	Not Established	Not Established	Ltd 58.00-60.00	Large Lima	Not Established	Not Established	Ltd 55.00
				Canning	Ltd 84.00	Ltd 84.00	Ltd 84.00
Blackeye	Not Established	Not Established	V Ltd 42.00-44.00	Blackeye	Not Established	Not Established	V Ltd 39.00-40.00
Garbanzo	Not Established	Not Established	Not Established	Garbanzo	Not Established	Not Established	Not Established

FOB Dealer Country Warehouse US No1 canning quality, per cwt. Cleaned and bagged

Selected special crop data, Canada, by crop year					
	Average 2005/2006 to 2009/2010	Total		August to November	
		2009/2010	2010/2011 ^r	2010/2011 ^r	2011/2012 ^p
Dried beans					
Area harvested					
Thousands of hectares	147.4	114.3	127.2	127.2	66.4
Thousands of acres	364.1	282.6	314.6	314.6	164
Yield					
Kilograms per hectare	1,960.00	2,000.00	2,000.00	2,000.00	2,200.00
Hundredweight per acre	17.6	17.5	17.8	17.8	19.4
thousands of metric tonnes					
Production	289.3	223.8	253.7	253.7	144.6
Imports 1	49.5	55.1	64.4	28.4	23.6
Exports 1	294.3	255.8	237.5	87.6	67
	Average 2005/2006 to 2009/2010	Total		August to November	
		2009/2010	2010/2011 ^r	2010/2011 ^r	2011/2012 ^p
Dry peas					
Area harvested					
Thousands of hectares	1,401.90	1,487.20	1,388.90	1,388.90	914.2
Thousands of acres	3,464.20	3,675.00	3,432.00	3,432.00	2,259.00
Yield					
Kilograms per hectare	2,200.00	2,300.00	2,200.00	2,200.00	2,300.00
Bushels per acre	32.6	33.8	32.3	32.3	34.4
thousands of metric tonnes					
Production	3,079.80	3,379.40	3,018.20	3,018.20	2,115.60
Imports 1	48.6	55	32.9	16.8	2.1
Exports 1	2,348.30	2,177.80	3,012.10	1,151.00	1,024.30
Stocks on farm	242	630	245
In commercial positions	184	270	290
Ending stocks	426	900	535

Source: Cereals and Oilseeds Review, 22-007-x, dated January 2012, Statistics Canada

p - preliminary

r - revised

.. - not available for the referenced period

Selected special crop data, Canada, by crop year					
	Average 2005/2006 to 2009/2010	Total		August to November	
		2009/2010	2010/2011 ^r	2010/2011 ^r	2011/2012 ^p
Lentils					
Area harvested					
Thousands of hectares	715.9	963.2	1,335.50	1,335.50	998.4
Thousands of acres	1,769.00	2,380.00	3,300.00	3,300.00	2,467.00
Yield					
Kilograms per hectare	1,412.00	1,570.00	1,460.00	1,460.00	1,530.00
Pounds per acre	1,260.40	1,399.00	1,301.00	1,301.00	1,369.00
thousands of metric tonnes					
Production	835.3	1,510.20	1,947.10	1,947.10	1,531.90
Imports 1	9.1	8.7	28.5	14.4	3.9
Exports 1	938.7	1,386.80	1,104.80	403.4	484.9
Stocks on farms	140.2	26	655
In commercial positions	22	18	95
Ending stocks	162.2	44	750
	Average 2005/2006 to 2009/2010	Total		August to November	
		2009/2010	2010/2011 ^r	2010/2011 ^r	2011/2012 ^p
Chickpeas					
Area harvested					
Thousands of hectares	91.4	40.3	76.9	76.9	49.7
Thousands of acres	226	100	190	190	123
Yield					
Kilograms per hectare	1,490.00	1,870.00	1,670.00	1,670.00	1,830.00
Pounds per acre	1,328.60	1,667.00	1,489.00	1,489.00	1,627.00
thousands of metric tonnes					
Production	174	75.5	128.3	128.3	90.8
Imports 1	5.9	5.6	9.3	2.8	2.5
Exports 1	73.3	65.6	85.8	32.3	18
Stocks on farms	31.8	10	12
In commercial positions	8.4	10	10
Ending stocks	40.2	20	22