

**Daily Direct Steer and Heifer Slaughter Cattle Summary**

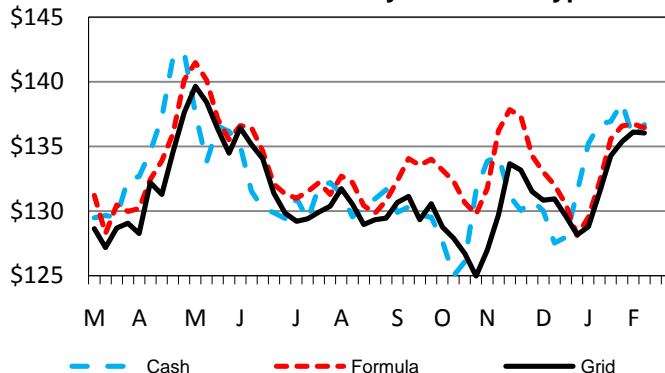
**Tuesday, February 09, 2010**  
For Trade on Monday, February 08, 2010

<a href="#">LM_CT100</a>	<b>5-AREA</b>	<a href="#">LM_CT109</a>	
<b>Neg. Cash Volume:</b>	1,620	<b>Dressed Formula Vol:</b>	43,691
Live Steer Avg:	\$84.00	Steer/Heifer Avg:	\$135.57
Live Heifer Avg:	\$84.25	<b>Dressed Neg. Grid Vol:</b>	1,940
Dressed Steer Avg:	\$137.00	Steer/Heifer Avg:	\$135.06
Dressed Heifer Avg:	\$136.64	<b>TOTAL VOLUME:</b>	<b>47,251</b>
<a href="#">LM_CT106</a>	<b>TOTAL WK TO DATE VOLUME:</b>		<b>47,251</b>
<b>Committed:</b>	99,287	<b>Delivered:</b>	86,894

The negotiated cash trade was inactive in the major feeding regions Monday on light demand. Not enough sales in any region to establish an adequate market trend. The latest established market was last Friday with live sales at 87.00 in the Texas Panhandle and 86.00 to mostly 87.00 in Kansas. In Nebraska for the prior week, live sales traded from 83.50 to 85.00 with dressed sales at 137.00. Last week in Colorado live sales were 85.00-85.50. In Iowa/Minnesota live sales were at 84.00-85.00 with dressed sales at 135.00-137.00.

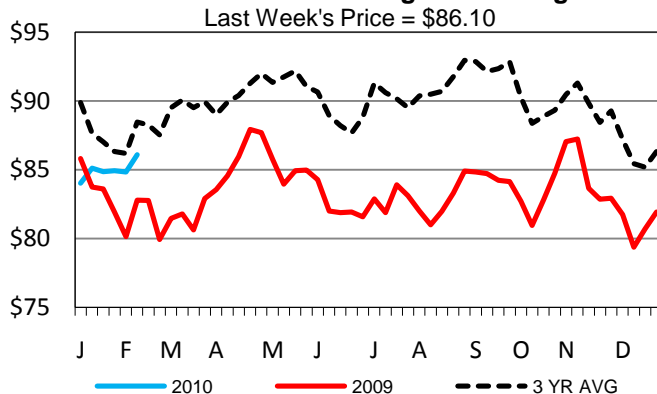
<a href="#">LM_CT125</a>	<b>TX-OK-NM</b>	<a href="#">LM_CT109</a>	
<b>Neg. Cash Volume:</b>	0	<b>Dressed Formula Vol:</b>	17,884
Live Steer Avg:	N/A	Steer/Heifer Avg:	\$136.25
Live Heifer Avg:	N/A	<b>Dressed Neg. Grid Vol:</b>	472
Dressed Steer Avg:	N/A	Steer/Heifer Avg:	\$134.54
Dressed Heifer Avg:	N/A	<b>TOTAL VOLUME:</b>	<b>18,356</b>
<a href="#">LM_CT106</a>	<b>TOTAL WK TO DATE VOLUME:</b>		<b>18,356</b>
<b>Committed:</b>	28,738	<b>Delivered:</b>	16,310

**5-Area Dressed Price by Purchase Type**



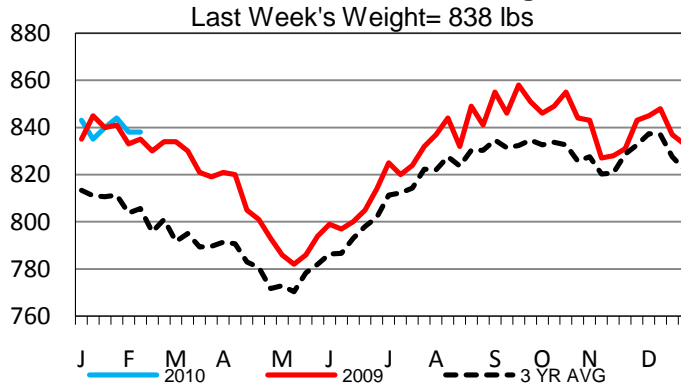
<a href="#">LM_CT126</a>	<b>KANSAS</b>	<a href="#">LM_CT109</a>	
<b>Neg. Cash Volume:</b>	89	<b>Dressed Formula Vol:</b>	19,809
Live Steer Avg:	N/A	Steer/Heifer Avg:	\$134.69
Live Heifer Avg:	N/A	<b>Dressed Neg. Grid Vol:</b>	38
Dressed Steer Avg:	N/A	Steer/Heifer Avg:	\$133.68
Dressed Heifer Avg:	N/A	<b>TOTAL VOLUME:</b>	<b>19,936</b>
<a href="#">LM_CT106</a>	<b>TOTAL WK TO DATE VOLUME:</b>		<b>19,936</b>
<b>Committed:</b>	30,945	<b>Delivered:</b>	23,150

**Kansas Live Steer Weighted Average**



<a href="#">LM_CT127</a>	<b>NEBRASKA</b>	<a href="#">LM_CT109</a>	
<b>Neg. Cash Volume:</b>	0	<b>Dressed Formula Vol:</b>	2,252
Live Steer Avg:	N/A	Steer/Heifer Avg:	\$137.91
Live Heifer Avg:	N/A	<b>Dressed Neg. Grid Vol:</b>	1,107
Dressed Steer Avg:	N/A	Steer/Heifer Avg:	\$135.62
Dressed Heifer Avg:	N/A	<b>TOTAL VOLUME:</b>	<b>3,359</b>
<a href="#">LM_CT106</a>	<b>TOTAL WK TO DATE VOLUME:</b>		<b>3,359</b>
<b>Committed:</b>	22,577	<b>Delivered:</b>	27,372

**Kansas Formula Carcass Weights**



<a href="#">LM_CT128</a>	<b>COLORADO</b>	<a href="#">LM_CT109</a>	
<b>Neg. Cash Volume:</b>	603	<b>Dressed Formula Vol:</b>	3,113
Live Steer Avg:	N/A	Steer/Heifer Avg:	\$135.12
Live Heifer Avg:	N/A	<b>Dressed Neg. Grid Vol:</b>	0
Dressed Steer Avg:	N/A	Steer/Heifer Avg:	N/A
Dressed Heifer Avg:	N/A	<b>TOTAL VOLUME:</b>	<b>3,716</b>
<a href="#">LM_CT106</a>	<b>TOTAL WK TO DATE VOLUME:</b>		<b>3,716</b>
<b>Committed:</b>	6,006	<b>Delivered:</b>	11,851

<a href="#">LM_CT129</a>	<b>IA-MN</b>	<a href="#">LM_CT109</a>	
<b>Neg. Cash Volume:</b>	928	<b>Dressed Formula Vol:</b>	943
Live Steer Avg:	\$84.00	Steer/Heifer Avg:	\$138.61
Live Heifer Avg:	\$84.25	<b>Dressed Neg. Grid Vol:</b>	374
Dressed Steer Avg:	\$137.00	Steer/Heifer Avg:	\$134.17
Dressed Heifer Avg:	\$136.64	<b>TOTAL VOLUME:</b>	<b>2,245</b>
<a href="#">LM_CT106</a>	<b>TOTAL WK TO DATE VOLUME:</b>		<b>2,245</b>
<b>Committed:</b>	11,021	<b>Delivered:</b>	8,211

**USDA Livestock and Grain Market News**

St. Joseph, Missouri  
Phone: 816-238-0678

Email: [stjoe.lgmn@ams.usda.gov](mailto:stjoe.lgmn@ams.usda.gov)

[www.ams.usda.gov/LSMarketNews](http://www.ams.usda.gov/LSMarketNews)