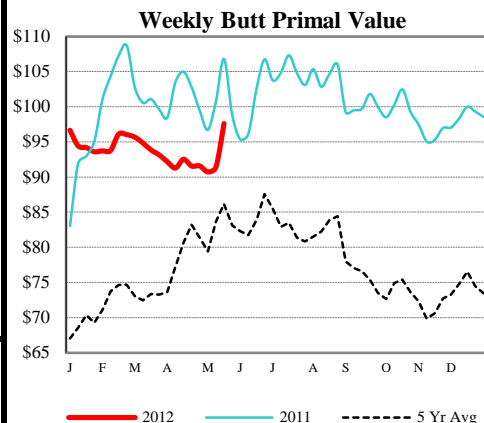
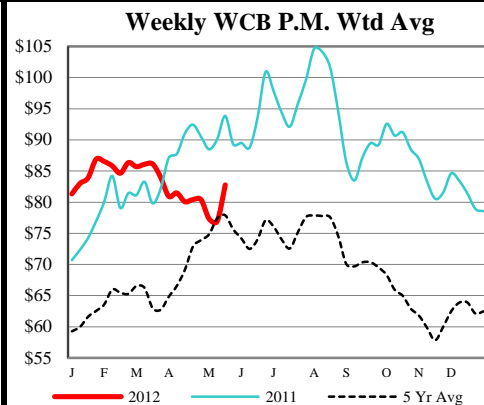


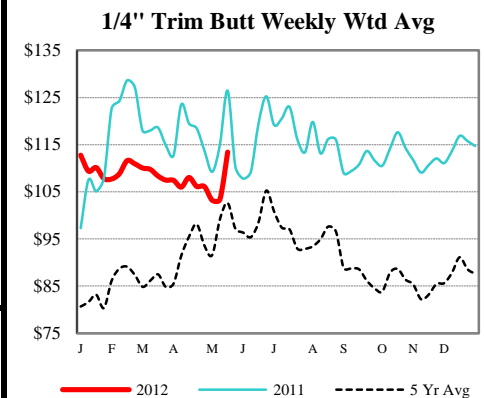
DAILY DIRECT HOGS PLANT DELIVERED as of 1:30 PM

Negotiated Barrow and Gilt:	Carcass Base Price	Live Price
<u>NATIONAL - LM HG203:</u>		
Range:	\$71.00 - \$87.50	\$58.42 - \$66.00
Weighted Average:	\$83.05	\$64.21
Change from Prior Day:	1.45 higher	0.19 lower
Receipts:	13,040	2,179
<u>IOWA/MINNESOTA - LM HG206:</u>		
Range:	\$71.00 - \$86.00	\$60.00 - \$66.00
Weighted Average:	\$84.41	\$64.82
Change from Prior Day:	1.15 higher	no comparison
Receipts:	6,244	1,146
<u>WESTERN CORNBELT - LM HG212:</u>		
Range:	\$71.00 - \$86.00	\$58.42 - \$66.00
Weighted Average:	\$84.29	\$64.25
Change from Prior Day:	1.10 higher	no comparison
Receipts:	6,522	1,259
<u>EASTERN CORNBELT - LM HG210:</u>		
Range:	\$73.00 - \$87.50	\$63.50 - \$65.00
Weighted Average:	\$81.80	\$64.15
Change from Prior Day:	2.04 higher	0.17 higher
Receipts:	6,518	920



USDA NATIONAL CARLOT PORK REPORT - NW LS500

Item	Value	Change:
Carcass Cutout Values	79.60	(-2.09)
Primal Loin	101.10	(-3.31)
Primal Butt	94.50	(-2.07)
Primal Picnic	53.77	(-1.64)
Primal Rib	142.73	(-3.46)
Primal Ham	59.88	(-2.73)
Primal Belly	88.60	(-0.14)
Total Loads	107.8	
Pork Cuts	99.8 Lds	
Trim/Process Pork	8.0 Lds	



DAILY EST. HOG SLAUGHTER UNDER FIS - SJ LS710

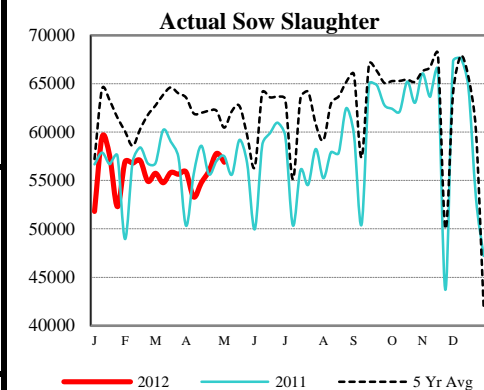
Today (est)	417,000
Week Ago (est)	415,000
Year Ago (act)	411,000
Week to Date (est)	835,000
Same Period Last Week (est)	818,000
Same Period Last Year (act)	808,000

CME Lean Hog Close	High	Low	Settle	Change
JUN	86.83	85.65	85.83	(-0.87)
JLY	87.20	86.08	86.15	(-0.90)
AUG	87.70	86.80	86.85	(-0.92)
OCT	80.53	79.55	79.65	(-0.75)

CME Lean Hog Delayed Futures - Pit-Traded

NATIONAL WEEKLY DIRECT HOGS NON-CARCASS MERIT PREMIUM

For Week ending	May 19, 2012	Average
Volume	0.00 - 0.00	0.00
Transportation	0.35 - 3.00	1.27
Delivery Time	0.25 - 3.00	0.82
Breed	6.50 - 19.57	13.04
Pork Quality Assurance	0.00 - 0.00	0.00



USDA Livestock & Grain Market News

Des Moines, Iowa
Phone: 515-284-4460
Email: desm.lgmn@usda.gov
www.ams.usda.gov/LSMarketNews