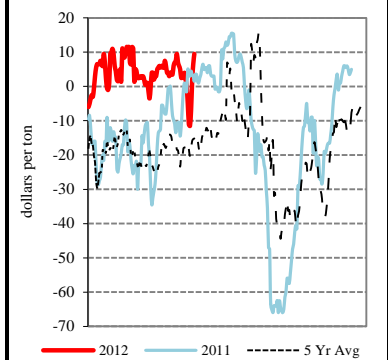


EXPORT	PRICE (\$/bu)	CHANGE (¢/bu)	BASIS (¢)		CHANGE
<u>Atlantic - JO_GR850</u>					
Soybeans	14.0200	-31.00	+19.75	N	-0.75
SRW	NQ	NQ	NQ	NQ	NQ
<u>Chicago - GX_GR110</u>					
Corn	5.9600 - 5.9700	-36.00	-1.00	N to Opt	UNCH
Soybeans	13.6725 - 13.7725	-30.25 to -35.25	-15.00	N to -5.00	UNCH to -5.00
SRW	6.7050 - 6.7550	-18.50 to -23.50	-15.00	N to -10.00	UNCH to -5.00
<u>Gulf - JO_GR112</u>					
Corn	6.7200 - 6.7700	-43.00 to -47.00	+75.00	N to +80.00	-7.00 to -11.00
Soybeans	14.3325 - 14.3825	-30.25 to -35.25	+51.00	N to +56.00	UNCH to -5.00
SRW	7.2350 - 7.2950	-24.50	+38.00	N to +44.00	-6.00
12 HRW	7.7150	-13.50	+70.00	N	UNCH
<u>PNW - JO_GR110</u>					
SWW	7.01 - 7.10	+1.00 to -5.00	+15.00	N to +24.00	+19.00 to +13.00
Ord HRW	7.12 - 7.17	-13.00 to -23.00	+10.00	N to +15.00	UNCH to -10.00
<u>Toledo - GX_GR111</u>					
Corn	6.3100 - 6.3200	-36.00	+34.00	N to +35.00	UNCH
Soybeans	13.6125 - 13.6925	-30.25	-21.00	N to -13.00	UNCH
SRW	6.8250 - 6.9050	-18.50	-3.00	N to +5.00	UNCH

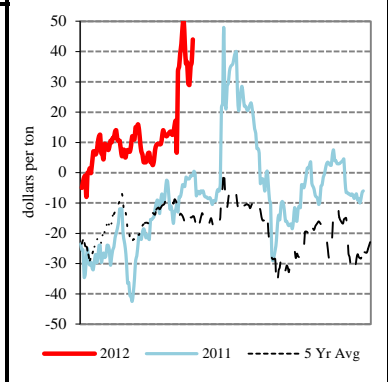
All prices are reported in dollars/bushel, except soybean and corn oil is in cents/lb. and soybean meal is in dollars/ton.

IL River So. of Peoria Bean Basis



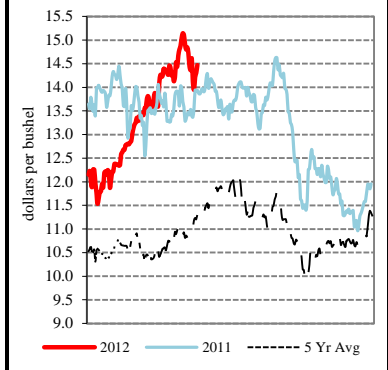
TERMINAL	PRICE (\$/bu)	CHANGE (¢/bu)	BASIS (¢)		CHANGE
<u>Kansas City - SJ_GR112</u>					
Corn	6.42	-36.00	+45.00	N	UNCH
Soybeans	13.92	-28.00	+10.00	N	+3.00
Ord HRW	6.64 - 6.67	-13.00	-38.00	N to -35.00	UNCH
<u>Minneapolis - MS_GR110</u>					
14 DNS/NS Del Chicag	9.2050 - 9.4050	-16.25 to -11.25	+140.00	N to +160.00	UNCH to +5.00
Oats	3.4850 - 3.6350	-9.00	+15.00	N to +30.00	UNCH
<u>Omaha - WH_GR110</u>					
Corn	6.29 - 6.34	-37.00 to -34.00	+32.00	N to +37.00	-1.00 to +2.00
Soybeans	13.77 - 13.87	-26.00 to -31.00	-5.25	N to +4.75	+4.25 to -0.75
<u>Portland - JO_GR111</u>					
11.5 HRW	7.92 - 8.07	-13.00	+90.00	N to +105.00	UNCH
14 DNS	9.16 - 9.36	-16.00	+135.00	N to +155.00	UNCH

IL River So. of Peoria Corn Basis



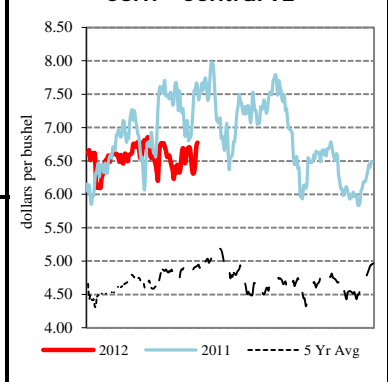
RIVER	PRICE (\$/bu)	CHANGE (¢/bu)	BASIS (¢)		CHANGE
<u>So. Iowa, Mississippi River - MS_GR114</u>					
Corn	6.1100 - 6.2000	-45.00 to -42.00	+14.00	N to +23.00	-9.00 to -6.00
Soybeans	13.7225 - 13.7825	-35.25 to -32.75	-10.00	N to -4.00	-5.00 to -2.50
<u>St. Louis, Mississippi River - JC_GR110</u>					
Corn	6.4000 - 6.4600	-43.00 to -39.00	+43.00	N to +49.00	-7.00 to -3.00
Soybeans	13.8900 - 13.9400	-35.00 to -38.00	+6.75	N to +11.75	-4.75 to -7.75
SRW	6.9600	-14.00	+10.50	N	+4.50
<u>Memphis, Mississippi River - LR_GR110</u>					
Corn	6.2700 - 6.3200	-36.00 to -44.00	+30.00	N to +35.00	UNCH to -8.00
Soybeans	13.8525 - 14.0025	-37.25 to -34.25	+3.00	N to +18.00	-7.00 to -4.00
SRW	6.9050 - 6.9250	-23.50 to -21.50	+5.00	N to +7.00	-5.00 to -3.00
<u>Cincinnati, Ohio River - GX_GR114</u>					
Corn	6.2400 - 6.3300	-45.00 to -42.00	+27.00	N to +36.00	-9.00 to -6.00
Soybeans	13.8325 - 13.9225	-34.25 to -30.25	+1.00	N to +10.00	-4.00 to UNCH
SRW	NQ	NQ	NQ	NQ	NQ
<u>Mt. Vernon, Indiana, Ohio River - GX_GR114</u>					
Corn	6.3200 - 6.3600	-46.00 to -43.00	+35.00	N to +39.00	-10.00 to -7.00
Soybeans	14.0225 - 14.0725	-23.25 to -28.25	+20.00	N to +25.00	+7.00 to +2.00
SRW	6.8200 - 6.8750	-27.00 to -24.50	-3.50	N to +2.00	-8.50 to -6.00
<u>No. Peoria, Illinois River - GX_GR112</u>					
Corn	6.2200 - 6.2600	-42.00	+25.00	N to +29.00	-6.00
Soybeans	13.8125 - 13.8325	-29.25 to -31.25	-1.00	N to +1.00	+1.00 to -1.00

Soybeans - Central IL



PROCESSOR	PRICE	CHANGE	BASIS		CHANGE
<u>Central IL</u>					
Corn	6.3700 - 6.5000	-41.00 to -43.00	+40.00	N to +53.00	-5.00 to -7.00
Soybeans	13.8925 - 13.9725	-30.25	+7.00	N to +15.00	UNCH
Crude SB Oil	49.21 - 49.96	-0.46	-125.00	N to -50.00	UNCH
48 SB Meal	395.00 - 417.00	-11.50 to -9.50	-10.00	N to +12.00	UNCH to +2.00
Crude Corn Oil	56.50 - 57.50	-0.50	N/A	N/A	N/A

Corn - Central IL



FUTURES	PRICE	CHANGE	PRICE	CHANGE
CME Group	Corn	N Jul 12 5.9700 -36.00	U Sep 12 5.2600 -22.50	
	Soybeans	N Jul 12 13.8225 -30.25	Q Aug 12 13.8475 -11.00	
	Wheat (SRW)	N Jul 12 6.8550 -18.50	U Sep 12 6.9750 -16.50	
	Oats	N Jul 12 3.3350 -8.50	U Sep 12 3.3800 -8.50	
MGEX	HRS Wheat (DNS)	N Jul 12 7.8050 -16.25	U Sep 12 7.7925 -15.75	
KCBOT	HRW Wheat	N Jul 12 7.0150 -13.50	U Sep 12 7.1650 -9.25	

USDA Livestock & Grain Market News
 210 Walnut Street, Room 767
 Des Moines, Iowa 50309
 Phone: 515-284-4460
 Email: desm.lgmn@usda.gov
www.ams.usda.gov/LSMarketNews