

National Daily Cow and Boneless Beef Summary

Des Moines, Iowa

Tuesday, February 09, 2010

USDA Livestock & Grain Market News

BONELESS PROCESSING BEEF & BEEF TRIMMINGS - LM XB401

| | National | | Central US | |
|--------------|----------|-----------|------------|-----------|
| | Loads | Wt Avg \$ | Loads | Wt Avg \$ |
| Fresh 92-94% | 1.4 | 155.06 | 1.4 | 155.06 |
| Fresh 90% | 6.2 | 150.77 | 5.1 | 151.05 |
| Fresh 85% | 4.3 | 134.00 | 3.9 | 134.08 |
| Fresh 81% | 1.0 | 134.85 | 1.0 | 134.85 |
| Fresh 75% | 0.4 | 109.92 | 0.4 | 109.92 |
| Fresh 73% | | | | |
| Fresh 65% | 6.1 | 89.92 | 5.2 | 90.37 |
| Fresh 50% | 24.4 | 65.43 | | |

CUTOUT & 100% LEAN - LM XB405

| | Loads | Wt Avg \$ | Change |
|---------------------------------|-------|-----------|--------|
| Cutter Cow Carcass Cutout Value | | 116.53 | 1.87 |
| Inside Rounds - Combo | 4.3 | 187.73 | (1.08) |
| Inside Rounds - Boxed | 1.9 | 203.75 | 1.80 |
| Outside Rounds | 1.9 | 171.72 | 1.28 |
| Eye of Rounds | 0.3 | 191.29 | (0.92) |
| Flats and Eyes - Combo | 6.8 | 168.05 | (0.06) |
| Striploins | 5.1 | 204.43 | 0.29 |
| S.P.B. - Combo | 16.3 | 167.46 | 0.31 |

GROUND BEEF - LM

| | Str/Hfr | | Str/Hfr/Cow - Blends | |
|----------------|---------|-----------|----------------------|-----------|
| | Loads | Wt Avg \$ | Loads | Wt Avg \$ |
| Fresh 73% | 16.1 | 117.19 | 0.9 | 134.46 |
| Fresh 75% | | | | |
| Fresh 81% | 9.9 | 131.56 | 6.7 | 150.08 |
| Fresh 85% | | | | |
| Fresh 90% | | | | |
| Fresh 93% | 2.0 | 179.15 | | |
| Ground Chuck | 14.2 | 135.84 | | |
| Ground Round | 2.6 | 149.74 | | |
| Ground Sirloin | | | | |

DAILY ESTIMATED CATTLE SLAUGHTER - SJ LS710

| | |
|-----------------------------|---------|
| Today (est) | 126,000 |
| Week Ago (est) | 124,000 |
| Year Ago (act) | 127,000 |
| Week to Date (est) | 243,000 |
| Same Period Last Week (est) | 249,000 |
| Same Period Last Year (act) | 254,000 |
| Previous Day Estimated | |
| Steer and Heifer | 95,000 |
| Cow and Bull | 22,000 |

ACTUAL SLAUGHTER - SJ LS711

| | 1/23/2010 | 1/16/2010 | 1/24/2009 |
|-----------------------|-----------|-----------|-----------|
| Cow & Bull Slaughter | 151,120 | 143,055 | 144,750 |
| Dairy Cows | 39.4% | 40.6% | 45.0% |
| Other Cows | 52.9% | 52.0% | 48.0% |
| Bulls | 7.7% | 7.4% | 6.9% |
| Percent of All Cattle | 22.56% | | |
| Cow - Dressed Weights | | | 607 |

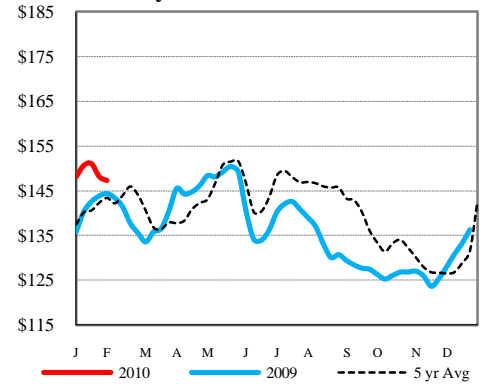
Midwest Direct Dressed Cow Prices 500 lbs. up - SF LS134

| | Low | High | 92% Bulls (600 lbs & up) | |
|------------------|--------|--------|--------------------------|--------|
| Lean 90 % Lean | 104.00 | 106.00 | Low | High |
| Boner 85% Lean | 101.00 | 103.00 | Low | High |
| Breaker 75% Lean | 91.00 | 94.00 | 108.00 | 115.00 |

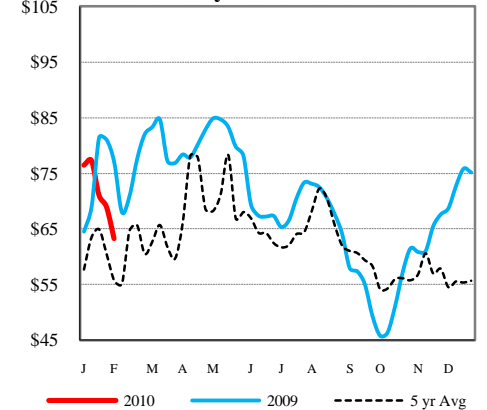
Southern Direct Dressed Cow Prices 550 lbs. up - TV LS134

| | Low | High | 92% Bulls (600 lbs & up) | |
|------------------|--------|--------|--------------------------|--------|
| Lean 90 % Lean | 104.00 | 116.00 | Low | High |
| Boner 85% Lean | 100.00 | 108.00 | Low | High |
| Breaker 75% Lean | 80.00 | 102.00 | 110.00 | 122.00 |

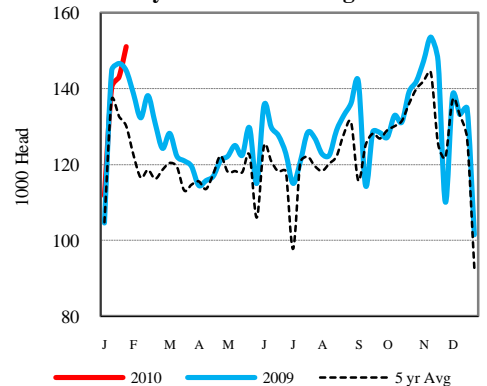
Weekly 90% Lean - National



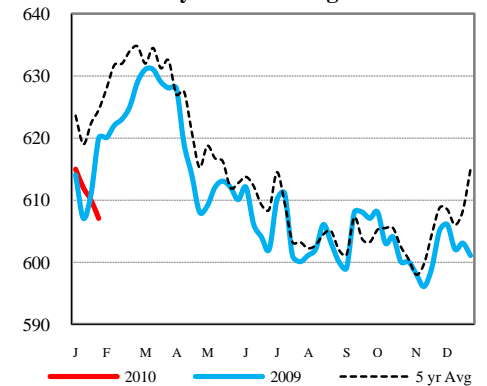
Weekly 50% Lean



Weekly Cow & Bull Slaughter



Weekly Dressed Weights



USDA Livestock & Grain Market News

Des Moines, Iowa

Phone: 515-284-4460

Email: desm.lgmn@usda.gov

www.ams.usda.gov/LSMarketNews