

# National Potato and Onion Report



United States  
Department of  
Agriculture

Agricultural Marketing Service  
Fruit and Vegetable Programs  
Market News Branch

Federal-State Market News Service  
1820 E. 17<sup>th</sup> Street, Suite 100  
Idaho Falls, Idaho 83404  
Phone: 208-525-0166  
FAX: 208-525-5546

**Website:**

<http://www.marketnews.usda.gov/portal/>

Recorders: All Potatoes & Onions – 208-522-3979  
Onions – 541-889-4551

Idaho Department of Agriculture  
Oregon State University

Volume XCII Number 026

Issued Daily

Tuesday, February 09, 2010

## POTATO SHIPPING POINT INFORMATION FOR Tuesday, February 09, 2010

Prices represent open (spot) market sales by first handlers on product of generally good quality and condition unless otherwise stated and may include promotional allowances or other incentives. No consideration is given to after-sale adjustments unless otherwise stated. Brokerage fees paid by the shipper are included in the price reported. Delivered Sales Shipping Point Basis excludes all charges for freight.

**The Following Terms when used by Market News will be interpreted as meaning:**

Occasional – 1 to 5%, Few – 6 to 10%, Some – 11 to 25%, Many – 26 to 50%, Mostly – 51 to 90%, Generally – 91 to 100%

### SALES F.O.B. SHIPPING POINT AND DELIVERED SALES SHIPPING POINT BASIS

#### ---UPPER VALLEY, TWIN FALLS-BURLEY

**DISTRICT, IDAHO (Idaho Falls)** Twin Falls, ID Partly Cloudy 27/37, Idaho Falls, ID Overcast -1/20. DEMAND BALED MODERATE, OTHERS LIGHT. MARKET BURBANK CARTON 40-100S AND U.S. TWOS LOWER, OTHERS ABOUT STEADY.

**Russet Burbank** U.S. One 2" or 4-oz Min  
baled 5 10-lb mesh sacks  
non sz A 40% 5-oz min 3.25-4.00  
mostly 3.50-3.75  
baled 5 10-lb film bags  
sz A 3.50-4.00  
occas lower  
non sz A 40% 5-oz min 2.75-3.50  
mostly 3.00-3.25  
baled 10 5-lb mesh sacks  
non sz A 40% 5-oz min 4.25-5.00  
mostly 4.50-4.75  
baled 10 5-lb film bags  
sz A 4.25-5.00  
non sz A 40% 5-oz min 3.50-4.50  
mostly 3.75-4.00 few higher & lower  
50 lb cartons  
40-90s 4.50-5.00  
few higher  
100s 4.50-5.00  
U.S. Two 50 lb sacks  
6 oz min 2.75-3.50  
mostly 3.00 few higher  
10 oz min 3.75-4.50  
mostly 4.00  
**Norkotah** U.S. One 2" or 4-oz Min  
baled 5 10-lb mesh sacks  
non sz A 40% 5-oz min 3.25-4.00  
mostly 3.50-3.75  
baled 5 10-lb film bags  
sz A 3.50-4.00  
occas lower  
non sz A 40% 5-oz min 2.75-3.50  
mostly 3.00-3.25  
baled 10 5-lb mesh sacks  
non sz A 40% 5-oz min 4.25-5.00  
mostly 4.50-4.75  
baled 10 5-lb film bags  
sz A 4.25-5.00  
non sz A 40% 5-oz min 3.50-4.50  
mostly 3.75-4.00  
50 lb cartons  
40-60s 4.50-5.00  
few higher  
70-100s 4.50-5.00  
U.S. Two 50 lb sacks  
6 oz min 2.75-3.50  
mostly 3.00 few higher  
10 oz min 3.75-4.50  
mostly 4.00

#### ---CENTRAL WISCONSIN (Idaho Falls)

Antigo, WI Overcast 17/24 light snow, Stevens Point, WI Overcast 21/26 light snow. DEMAND LIGHT. MARKET ABOUT STEADY.

**Russet Norkotah** U.S. One  
baled 5 10-lb film bags  
sz A 5.00-6.00  
mostly 5.00-5.50 few lower  
non sz A 4.50-5.50  
mostly 4.50-4.75 few lower  
5-9 oz 5.50-7.00  
mostly 5.50-6.50 occas higher  
baled 10 5-lb film bags  
sz A 5.75-7.00  
mostly 6.00-6.50 occas lower  
non sz A 5.25-6.50  
mostly 5.50-6.00 occas lower  
5-9 oz 6.50-8.00  
mostly 6.75-7.50 occas higher  
50 lb cartons  
50-70s 6.00-7.00  
mostly 6.00 occas lower  
80s 5.50-6.50  
mostly 6.00  
90 & 100s 5.25-6.50  
mostly 5.50  
**Round Red** U.S. One 50 lb sacks  
sz A 6.50-7.25  
mostly 6.50-7.00 occas higher  
sz B 14.00-16.00  
mostly 14.00-15.00 occas lower

#### ---COLUMBIA BASIN, WASHINGTON & UMATILLA BASIN, OREGON (Idaho Falls)

Moses Lake, WA Overcast 36/44, Pasco, WA Overcast 38/47 DEMAND LIGHT. MARKET STEADY.

**Russet Norkotah** U.S. One 2" or 4-oz Min  
baled 5 10-lb film bags non sz A 3.00-4.00  
mostly 3.50-4.00 few higher  
baled 10 5-lb film bags non sz A 4.00-5.00  
mostly 4.50-5.00 few higher  
50 lb cartons  
40s 5.00-6.00  
occas higher & lower  
50-100s 6.00  
occas higher & lower  
U.S. Two 50 lb sacks 10 oz min 3.00-4.00  
mostly 3.00-3.50

**---KLAMATH BASIN (NORTHERN CALIFORNIA****AND OREGON) (Idaho Falls)** Klamath Falls, OR MostlyCloudy 33/39. DEMAND LIGHT. **MARKET STEADY.**

Includes few Russet Burbank.

**Russet Norkotah** U.S. One

baled 5 10-lb film bags non sz A 4.00-5.00

mostly 4.00-4.50

baled 10 5-lb film bags non sz A 5.00-6.00

mostly 5.00-5.50

50 lb cartons

40 &amp; 50s 6.00-7.50

mostly 6.00-7.00

60s 6.00-8.50

mostly 6.00-7.00

70 &amp; 80s 6.00-8.00

mostly 6.00-7.00

90 &amp; 100s 6.00-7.50

mostly 6.00

U.S. Two 50 lb sacks 3.00-4.50

**---MINNESOTA-NORTH DAKOTA (RED RIVER****VALLEY) (Idaho Falls)** Grand Forks, ND Clear -10/3DEMAND MODERATE. **MARKET STEADY.**

Wide range in appearance.

**Round Red** U.S. One

baled 5 10-lb film bags sz A 6.25-7.25

mostly 6.75 occas lower

baled 10 5-lb film bags sz A 7.00-8.00

mostly 7.50 occas lower

50 lb cartons

sz A 6.50-7.50

mostly 7.00 occas lower

sz B 13.00-15.00

mostly 14.00-15.00 occas higher

creamers 3/4-1 5/8" 25.00-26.00

mostly 25.00

50 lb sacks

sz A 5.50-6.50

mostly 6.00 few lower

sz B 12.00-14.00

mostly 13.00-14.00 occas higher

tote bags approx 2000 lbs per cwt

sz A 9.00-11.00

mostly 10.00 few lower

U.S. Two 50 lb sacks

sz A 2.50-3.50

mostly 3.00-3.50

sz B 6.50-8.00

mostly 7.00-8.00

**---NORTHWESTERN WASHINGTON (Idaho Falls)**Mount Vernon, WA Clear 33/46. DEMAND LIGHT. **MARKET****ABOUT STEADY.****Round Red** U.S. One 50 lb cartons

sz A 11.00-14.00

mostly 13.00 occas lower

fr appear 8.00-10.00 mostly 10.00 occas lower

sz B 18.00-22.00

mostly 20.00 occas lower

creamers 3/4-1 5/8" 32.00-36.00

mostly 34.00-36.00 occas higher

U.S. Two 50 lb sacks 6.00-8.00

mostly 6.00-7.00

**Yellow Type** U.S. One 50 lb cartons

sz A 16.00-18.00

mostly 18.00

fr appear 10.00-15.00 mostly 13.00-14.00

sz B 10.00-16.00

mostly 12.00-14.00

creamers 3/4-1 5/8" 32.00-36.00

mostly 34.00-36.00 occas higher

U.S. Two 50 lb sacks 6.00-8.00

mostly 6.00-7.00

**---SAN LUIS VALLEY, COLORADO (Idaho Falls)**

Alamosa, CO Overcast 17/26. DEMAND FAIRLY LIGHT.

**MARKET ABOUT STEADY.**

Includes few Canela Russet, Rio Grande Russet, Centennial Russet &amp; Russet Nugget.

**Russet Norkotah** U.S. One

baled 5 10-lb film bags sz A 4.00-5.00

occas lower

baled 10 5-lb film bags sz A 5.00-6.00

occas lower

50 lb cartons

40-100s 5.00-6.00

U.S. Two baled 5 10-lb film bags 3.00-4.00

occas higher

U.S. Coml bulk per cwt 4.50-5.00

occas lower

**---AROOSTOOK COUNTY, MAINE (Benton****Harbor)** Caribou, ME. Clear 27-35. DEMAND LIGHT.**MARKET STEADY.**

Washed unless otherwise specified.

**Russet Norkotah** U.S. One baled 10 5-lb film bags

2" or 4 oz min 5.75-6.50

mostly 6.00-6.50 occasional higher and lower

tote bags approx 2000 lbs per cwt

2" or 4 oz min 8.00-9.00

few lower

**Round White** U.S. One baled 10 5-lb film bags

2 1/4" min 7.00-8.00

occasional higher and lower

2" min 6.00-7.00

occasional lower

**Yellow Type** U.S. One baled 10 5-lb film bags

2" min 9.50-10.50

few 9.00

**---CANADA (NEW BRUNSWICK) CROSSINGS****THROUGH MAINE POINTS (Benton Harbor)**

Fredericton, NB Canada. Mostly Cloudy 18-35F/minus 8-2C

DEMAND LIGHT. **MARKET STEADY.****Russet Goldrush and Russet Norkotah** U.S. No. 1 or Canada No. 1

baled 10 5-lb film bags 2" or 4 oz min 5.50-6.00

few low as 5.00

tote bags approx 2000 lbs per cwt 2" or 4 oz min 8.00-9.00

occas lower (few sales)

**---MICHIGAN (Benton Harbor)** Gaylord, MI. PartlyCloudy 7-21. DEMAND LIGHT. **MARKET STEADY.****Russet Goldrush and Russet Norkotah** U.S. One 10 lb film bags

loose

sz A 1.00-1.30

mostly 1.10-1.30 occasional lower

**Round White** U.S. One 10 lb open-window sacks loose

sz A 1.00-1.30

mostly 1.20-1.30 occasional lower

**---LONG ISLAND, NEW YORK (Benton Harbor)**Riverhead, NY. Clear 20-37. DEMAND VERY LIGHT. **MARKET****SLIGHTLY LOWER.****Round White** U.S. One baled 10 5-lb sacks

sz A 6.50-7.50

mostly 6.50-7.00 occasional lower

50 lb sacks

sz A 5.25-6.50

mostly 5.25-6.00 occasional higher and lower

lge 6.00-7.00

mostly 6.25-6.75 occasional lower (few sales)

POTATOES - TABLE SHIPMENTS - 1,000 CWT												
Areas currently shipping - Preliminary									TTD		FINAL	
February		Tue	Wed	Thu	Fri	Sat	Sun	Mon	THIS	LAST	LAST	
		2	3	4	5	6	7	8	SSN	SSN	SSN	
<b>Idaho</b>	RL & PB	20	29	32	20	2	0	14	2,733	2,388	5,349	
	TR	97	133	127	79	19	0	155	13,303	10,992	24,763	
	TR-EXPT	3	1	3	2	0	0	3	193	93	317	
	ORGANIC	0	0	0	0	0	0	0	4	14	25	
	<b>TOTAL</b>	<b>120</b>	<b>163</b>	<b>162</b>	<b>101</b>	<b>21</b>	<b>0</b>	<b>172</b>	<b>16,233</b>	<b>13,487</b>	<b>30,454</b>	
<b>California</b>												
Kern District	TR	W/E 2/6: 36							213	168	2,564	
	TR-EXPT	W/E 2/6: 12							49	36	674	
	RL & PB	0	2	0	2	0	0	0	14	22	955	
Northern	TR	3	3	2	4	0	0	4	363	394	961	
	TR-EXPT	1	0	0	0	0	0	0	34	10	39	
Southern	TR	W/E 2/6: 7							61	49	482	
	TR-EXPT	W/E 1/30: 1							6	11	31	
<b>Colorado</b>												
Colorado District	TR	61	54	49	63	3	0	64	6,823	5,808	13,963	
	TR-EXPT	0	0	1	0	0	0	0	1	242	427	
	RL	3	3	4	0	0	0	0	159	476	582	
Organics	TR	0	0	0	0	0	0	0	17	21	48	
Northern	TR	W/E 1/30: 25							557	807	1,129	
Maine	TR	7	10	8	19	13	0	12	1,192	1,467	2,319	
Michigan	TR	10	8	9	7	25	0	9	1,664	1,666	2,250	
<b>Minnesota</b>												
Big Lake & Central	TR	W/E 2/6: 24							2,055	2,113	2,144	
Red River Valley	TR	5	4	3	4	2	0	5	364	530	902	
Nebraska	TR	W/E 2/6: 19							1,833	2,331	3,230	
Nevada	TR	W/E 2/6: 16							467	443	1,053	
New Mexico	TR	W/E 1/30: 9							679	658	776	
<b>New York</b>												
Eastern Long Island	TR	3	1	4	1	2	0	2	584	642	642	
	TR-EXPT	0	0	0	0	2	0	0	20	0	0	
<b>North Dakota</b>												
Red River Valley	TR	19	11	9	16	5	0	15	1,333	1,815	3,030	
	RL	0	0	0	0	0	0	0	58	144	151	
<b>Oregon</b>												
Klamath	TR	7	5	10	7	0	0	5	577	528	1,146	
Organics	TR	2	1	0	1	0	0	1	76	20	30	
Umatilla Basin	TR	4	4	4	6	3	0	6	798	1,003	1,727	
	TR-EXPT	1	1	0	0	0	0	0	74	90	155	
	RL	0	0	0	0	0	0	0	54	25	52	
<b>Texas</b>												
Hereford/Hi Plains	TR	W/E 2/6: 23							1,475	986	1,169	
<b>Washington</b>												
Columbia Basin	TR	12	11	16	13	2	0	21	3,443	3,644	6,090	
	TR-EXPT	6	3	3	7	0	0	3	696	596	1,156	
	RL & PB	1	0	3	7	0	0	0	365	444	675	
Organics	TR	0	0	0	0	0	0	0	182	81	82	
Northwestern	TR	5	10	6	3	0	0	9	928	1,140	1,442	
	TR-EXPT	0	1	1	1	0	0	1	153	152	175	
	PB	1	0	0	0	0	0	0	35	39	45	
Wisconsin	TR	29	29	33	30	6	0	40	5,385	4,799	7,467	
Canada-Commerce	2009 Crop July-June								695	2,269	7,238	
<b>TOTAL</b>		<b>300</b>	<b>324</b>	<b>327</b>	<b>292</b>	<b>84</b>	<b>0</b>	<b>369</b>	<b>49715</b>	<b>49156</b>	<b>97455</b>	

\*Unavailable

TTD = Total To Date, SSN = Season, RL = Rail, PB = Piggyback, TR = Truck, TR-EXPT = Truck Export, W/E = Week Ending.  
Contributors include: Colorado, Idaho & New Mexico Federal-State Inspection Services and U.S Department of Commerce.

**ONION SHIPPING POINT INFORMATION FOR Tuesday, February 09, 2010**

Prices represent open (spot) market sales by first handlers on product of generally good quality and condition unless otherwise stated and may include promotional allowances or other incentives. No consideration is given to after-sale adjustments unless otherwise stated. Brokerage fees paid by the shipper are included in the price reported. Delivered Sales Shipping Point Basis excludes all charges for freight.

**The Following Terms when used by Market News will be interpreted as meaning:**

Occasional – 1 to 5%, Few – 6 to 10%, Some – 11 to 25%, Many – 26 to 50%, Mostly – 51 to 90%, Generally – 91 to 100%

**SALES F.O.B. SHIPPING POINT AND DELIVERED SALES SHIPPING POINT BASIS****---IDAHO & MALHEUR COUNTY, OREGON**

(Idaho Falls) Ontario, OR Mostly Cloudy 35/41.  
DEMAND MODERATE. **MARKET ABOUT STEADY.**

**Yellow Spanish Hybrid** U.S. One 50 lb sacks  
super col 10.00-11.00  
mostly 10.00 occas higher & lower  
col 9.00  
occas higher & lower  
jbo 8.00-8.50  
occas lower  
med 8.00-8.50  
mostly 8.00 few lower

**Red Globe Type** U.S. One 25 lb sacks  
lge 7.00-8.00  
occas lower  
med 5.00-7.00  
mostly 6.00

**---COLUMBIA BASIN, WASHINGTON & UMATILLA BASIN, OREGON (Idaho Falls)**

Moses Lake, WA Overcast 36/44. Pasco, WA Overcast 38/47

DEMAND MODERATE. **MARKET ABOUT STEADY.**

**Yellow Hybrid** 50 lb sacks  
col 9.00-10.00  
jbo 8.00-8.50  
mostly 8.00 occas higher  
med 7.00-8.00

**White** 50 lb sacks  
jbo 22.00-27.00  
mostly 23.00-25.00  
med 21.00-26.00  
mostly 22.00-23.00

**Red Globe Type** 25 lb sacks  
jbo 6.50-7.00  
mostly 6.50 occas lower  
med 5.50-6.00  
mostly 5.50 occas higher

**---MEXICO CROSSINGS THROUGH SOUTH**

**TEXAS (Idaho Falls)** Tampico, Mexico Cloudy 53/59  
12/15.

SUPPLY VERY LIGHT.

**Yellow Grano** 50 lb sacks supplies insufficient to quote

**Yellow Grano - Marked Sweet** 40 lb cartons supplies insufficient to quote

**---PERU IMPORTS-REPACKED AT VARIOUS EAST COAST SHIPPING POINTS (Idaho Falls)**

Ica, Peru Partly Cloudy 68/77 20/25, Lima, Peru Cloudy 70/77 21/25

DEMAND MODERATE. **MARKET STEADY.**

**Yellow Granex - Marked Sweet** 40 lb cartons  
col 15.00-18.00  
mostly 16.00  
jbo 15.00-18.00  
mostly 16.00

**---MICHIGAN (Benton Harbor)**

Grand Rapids, MI. Snow 22-28. DEMAND FAIRLY LIGHT. **MARKET STEADY.**

**Yellow Globe Type** 50 lb sacks  
med 7.00-8.00  
mostly 7.00-7.50  
rpkr sz 6.50-7.50  
mostly 7.00 occas lower  
master container 16 3-lb mesh sacks  
med 8.50-9.50  
occas higher and lower  
rpkr sz 8.00-9.00  
mostly 8.00-8.50 few lower

**---WESTERN AND CENTRAL NEW YORK**

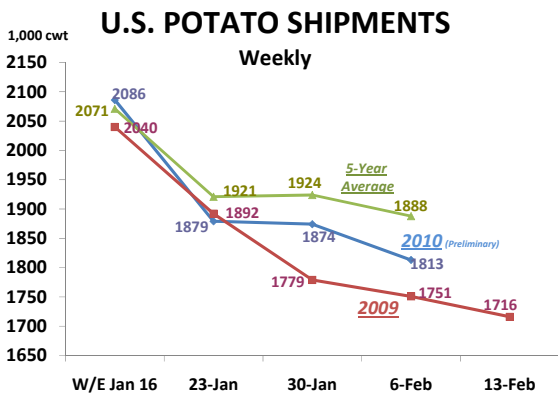
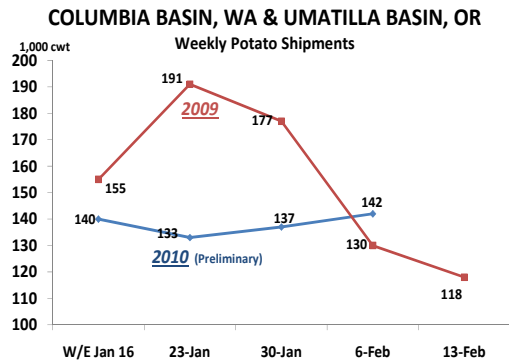
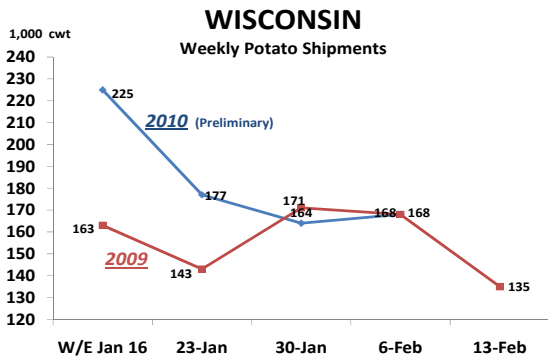
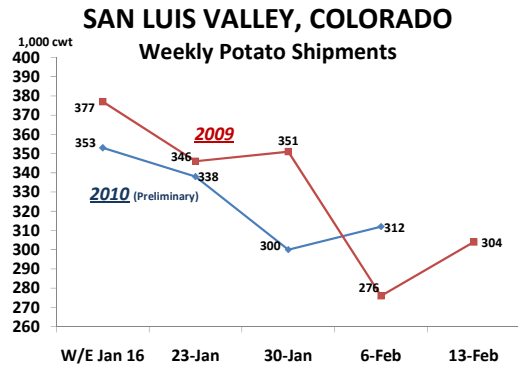
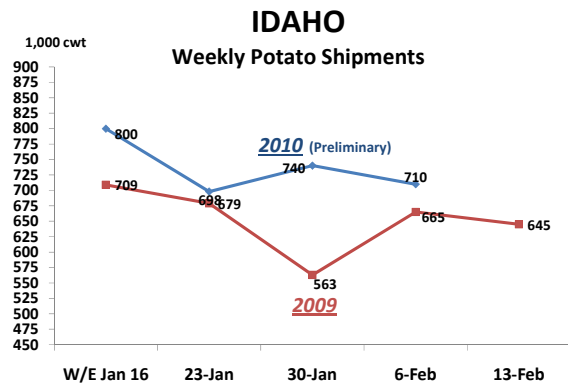
**(Benton Harbor)** Rochester, NY. Cloudy 19-26.  
DEMAND FAIRLY LIGHT. **MARKET STEADY.**

**Yellow Globe Type** 50 lb sacks  
med 2 1/4" min 8.50-9.00  
occas lower  
2" min 7.00-8.00  
master container 16 3-lb mesh sacks  
med 2 1/4" min 10.00-11.00  
mostly 10.00-10.50  
2" min 9.00-10.00  
mostly 9.00-9.50  
**Red Globe Type** 25 lb sacks  
jbo 7.00-8.00  
mostly 7.50-8.00  
med 6.00-6.50  
few 7.00

ONIONS - SHIPMENTS & IMPORTS - 400 CWT											
Area Currently Shipping - Preliminary								TTD		FINAL	
	Tue	Wed	Thu	Fri	Sat	Sun	Mon	THIS	LAST	LAST	
February	2	3	4	5	6	7	8	SSN	SSN	SSN	
<b>Idaho &amp; Malheur County Oregon</b>	TR	97	69	101	38	17	0	102	13,060	12,038	17,145
	TR-EXPT	6	1	2	8	0	0	1	646	771	1,042
	RL & PB	9	10	9	6	0	0	9	2,099	2,853	3,452
	<b>TOTAL</b>	<b>112</b>	<b>80</b>	<b>112</b>	<b>52</b>	<b>17</b>	<b>0</b>	<b>112</b>	<b>15805</b>	<b>15662</b>	<b>21639</b>
<b>California</b>											
San Joaquin Valley Dist	TR	W/E 1/23: 9							7,995	8,568	8,612
Southern	TR	W/E 2/6: 53							2,322	2,482	2,848
<b>Colorado</b>											
Colorado District	TR	11	8	15	13	11	0	16	4,984	5,301	530
Western Slope	TR	W/E 2/6: 24							842	624	624
<b>Michigan</b>	TR	10	11	10	12	7	0	12	1,526	1,334	1,568
<b>New York</b>											
Orange County	TR	0	0	0	0	0	0	0	714	1,307	1,395
Western & Central	TR	13	16	17	21	17	0	28	2,976	2,463	3,544
<b>Oregon</b>											
Hermiston	TR	W/E 12/5: 46							1,190	1,161	1,787
	TR-EXPT	W/E 12/5: 11							142	217	280
Western	TR	W/E 1/16: 17							396	201	234
	TR-EXPT	W/E 1/16: 10							240	156	213
	PB	0	0	2	0	0	0	0	183	152	206
<b>Utah</b>	TR	W/E 2/6: 33							1,320	1,329	1,408
	PB	0	0	0	0	0	0	0	11	33	56
<b>Washington</b>											
Columbia Basin	TR	88	90	70	95	40	0	85	12,821	13,300	18,510
	TR-EXPT	51	31	34	57	13	0	53	5,313	4,314	5,805
	RL & PB	0	0	34	40	0	0	0	2,355	2,010	2,748
Organic	TR	W/E 2/6: 11							262	174	274
	TR-EXPT	W/E 2/6: 4							31	1	6
<b>Wisconsin</b>	TR	W/E 2/6: 49							1,268	564	754
<b>IMPORTS-ALL PORTS</b>											
<b>Canada-Commerce</b>	TR	2009 Crop July-June							797	1,185	2,046
<b>Chile</b>	BT	3	28	4	0	0	26	0	400	269	273
<b>Mexico</b>											
Crossings thru Otay Mesa	TR	0	0	0	0	0	0	0	13	13	88
Crossings thru Texas	TR	20	0	1	0	0	0	15	437	906	6,405
<b>Peru</b>	I	11	9	8	12	6	0	13	2,665	2,126	2,164
	<b>TOTAL</b>	<b>319</b>	<b>273</b>	<b>307</b>	<b>302</b>	<b>111</b>	<b>26</b>	<b>334</b>	<b>67008</b>	<b>65852</b>	<b>84017</b>
<b>ONIONS PROCESSED</b>											
US - EAST	TR	W/E 2/6: 24							169	0	879
US - WEST	TR	W/E 2/6: 368							2,005	2,152	17,342

\* No totals for Last SSN or Final Last SSN

TTD = Total To Date, SSN = Season, RL = Rail, PB = Piggyback, TR = Truck, TR-EXPT = Truck Export, W/E = Week Ending, BT = Boat.  
Contributors include: Idaho, Oregon, and New Mexico Federal-State Inspection Services; APHIS, and U.S. Department of Commerce.  
Week ending data NOT included in Saturday total.



POTATOES	Three Week Comparison			Grand Total
	1/23/2010	1/30/2010	2/6/2010	
Sum of 100000lb units				
CALIFORNIA-CENTRAL	40	36	51	127
CALIFORNIA-NORTH	23	24	16	63
CALIFORNIA-SOUTH	8	9	7	24
COLORADO	359	326	311	996
IDAHO	697	741	709	2147
MAINE	67	79	68	214
MICHIGAN	76	76	67	219
MINNESOTA	34	42	47	123
NEBRASKA	18	22	19	59
NEVADA	18	20	16	54
NEW MEXICO	7	8		15
NEW YORK	19	21	16	56
NORTH DAKOTA	77	75	75	227
OREGON	61	70	70	201
TEXAS	28	25	23	76
WASHINGTON	167	135	149	451
WISCONSIN	177	164	168	509
<b>Grand Total</b>	<b>1876</b>	<b>1873</b>	<b>1812</b>	<b>5561</b>
Same Week Last Season	1887	1777	1746	5410

<b>POTATO SHIPMENTS BY VARIETY (TYPE)</b>												
<b>W/E 1/31/2010</b>												
Origin Name	District	Fingerling	Long White	Mixed Varieties	Purple Type	Round Red	Round Red/Yellow Flesh	Round White	Russet	Yellow Type	Blank	Grand Total
California Central	Kern		26			6				4		36
California Central Total			26			6				4		36
California North	Northern								24			24
California North Total									24			24
California South	Southern		6			3						9
California South Total			6			3						9
Colorado	District	1		1		8			277	20	18	301
	Northern	1							24			25
Colorado Total		1		1		8	2		277	20	18	326
Idaho	Idaho					14	10		584	17	116	741
Idaho Total						14	10		584	17	116	741
Maine	District					5		44	24	6		79
Maine Total						5		44	24	6		79
Michigan	Michigan							12	64			76
Michigan Total								12	64			76
Minnesota	Big Lake & Central					19						19
	Red River Valley					23						23
Minnesota Total						42						42
Nebraska	District						1		21			22
Nebraska Total							1		21			22
Nevada	District										20	20
Nevada Total											20	20
New Mexico	District								6		2	8
New Mexico Total									6		2	8
New York	E Long Island							21				21
New York Total								21				21
North Dakota	Red River Valley					74					1	75
North Dakota Total						74					1	75
Oregon	Klamath Basin	1				2			32	2		37
	Umatilla Basin										33	33
Oregon Total		1				2			32	2	33	70
Texas	Hereford Hi Plains								25			25
Texas Total									25			25
Washington	Columbia Basin								99		5	104
	Northwestern					25				5	1	31
Washington Total						25			99	5	6	135
Wisconsin						25		2	136	1		164
Wisconsin Total						25		2	136	1		164
<b>Grand Total</b>		<b>3</b>	<b>32</b>	<b>1</b>	<b>0</b>	<b>204</b>	<b>11</b>	<b>79</b>	<b>1292</b>	<b>55</b>	<b>196</b>	<b>1873</b>
*Organic shipments shown are included the table above												
<b>Organic Potato Shipments by Variety (Type)</b>												
California			7						2			9
Idaho									7	1		8
Washington						3			19	2		24

## POTATOES – NATIONAL SHIPPING TRENDS

Unless otherwise stated, shipments, crossings or imports are for the weeks ending January 23, 30 and February 6, 2010 in that order in thousand hundred-weight (cwt - 100,000 lbs) units. Expected movement is for the period February 7-February 20, 2010. Prices are for Monday, February 8 2010, compared with Monday, February 1, 2010. Unless otherwise stated, sales are F.O.B. Shipping Point Basis (including Delivered Sales, F.O.B. Shipping Point Basis) or port of entry and extra services are included. Prices represent open (spot) market sales by first handlers on product of generally good quality and condition unless otherwise stated and may include promotional allowances or other incentives. No consideration is given to after-sale adjustments unless otherwise stated. Brokerage fees paid by shipper are included in the price reported.

**UNITED STATES---**  
Shipments (not including imports) 1879-1874\*-1813---  
The top shipping states, in order, were Idaho, Colorado, Wisconsin, Columbia Basin Washington/Umatilla Basin Oregon, and Red River Valley. The Market News Service survey of roughly 17,000 retail stores had potatoes on ad last week in 6,508 stores. This was a twelve percent decrease from the 7,374 stores the previous week. Diesel prices not available due to the closure of the Washington D.C. office because of the severe winter weather.  
\*revised.

**UPPER VALLEY, TWIN FALLS, BURLEY DISTRICT, IDAHO---**Shipments 698-740-710 (includes export of 10-8-11)---Movement expected to remain about the same. Trading baled moderate, cartons slow. Prices Burbank cartons 40-80s lower, others generally unchanged. Russet Burbank U.S. One 2-inch or 4-ounce minimum baled 5 10-pound film bags non size A mostly 3.00-3.25, 50-pound cartons 40-100s mostly 4.50-5.00. Russet Norkotah U.S. One 2-inch or 4-ounce minimum, baled 5 10-pound film bags non size A mostly 3.00-3.25, 50-pound cartons 40-100s 4.50-5.00. Shipments by variety for the week ending January 30, 2010 were sixty-three percent Burbanks, twenty-eight percent Norkotahs, 2.4 percent Westerns, 1.8 percent Round Red and 3.4 percent other types. January 2010 shipments were 3,120,000 cwt which was up eleven percent from the 2009 total of 2,824,000 cwt.

**SAN LUIS VALLEY, COLORADO---**Shipments 338-

300-312---Movement expected to remain about the same. Trading slow. Prices bulk and cartons lower, others generally unchanged. Russet Norkotah U.S. One baled 5 10-pound film bags size A 4.00-5.00, 50-pound cartons 40-100s 5.00-6.00; U.S. Commercial Bulk per cwt 4.50-5.00. Monthly shipments from January 2010 were 1,351,000 cwt, 2009; 1,522,000 cwt, and 2008; 1,585,000 cwt.

**CENTRAL WISCONSIN---**  
Shipments 277-164-168---  
Movement expected to remain about the same. Trading fairly slow. Prices generally unchanged. Round Red U.S. One 50-pound sacks size A mostly 6.50-7.00, size B mostly 14.00-15.00; Russet Norkotah U.S. One baled 5 10-pound film bags non size A 4.50-4.75, 50-pound cartons 50-80s mostly 6.00, 90s-100s mostly 5.50. January 2010 shipments totaled 838,000 cwt, compared to 731,000 cwt in 2009, a fifteen percent increase.

**COLUMBIA BASIN WASHINGTON AND UMATILLA BASIN OREGON---**Shipments 133-137-142 (includes export of 26-19-24)---Movement expected to remain about the same. Trading slow. Prices generally unchanged. Russet Norkotah U.S. One 2-inch or 4-ounce minimum baled 5 10-pound film bags non size A mostly 3.50-4.00; 50-pound cartons 40s 5.00-6.00, 50-100s 6.00. January 2010 shipments were 565 (cwt) which was down twenty-four percent from the 2009 total, of 741 (cwt).

**MINNESOTA-NORTH DAKOTA (RED RIVER VALLEY)---**Shipments 93\*-100-98---Movement expected to

remain about the same. Trading fairly slow. Prices size A slightly lower, others generally unchanged. Round Red U.S. One 50-pound carton size A mostly 7.00, size B mostly 14.00-15.00; baled 5 10-pound film bags size A mostly 6.75; tote bags approx 2000 pounds per cwt size A mostly 10.00. Monthly shipments from January 2010 were 425,000 cwt, 2009; 555,000 cwt, and 2008; 597,000 cwt.  
\*revised.

**AROOSTOOK COUNTY MAINE---**Shipments 67-79\*-68---Movement expected about the same. Trading slow. Prices unchanged. Round White U.S. One baled 10 5-pound film bags 2 inch minimum 6.00-7.00, 2 and one-quarter inch 7.00-8.00, Russet Norkotah U.S. One baled 10 5-pound film bags 2 inch or 4 ounce minimum mostly 6.00-6.50.  
\*revised.

**MICHIGAN---**Shipments 76-74-65---Movement expected about the same. Trading slow. Prices unchanged. Round White U.S. One 10-pound open window sacks loose size A mostly 1.20-1.30, Russet Norkotah and Goldrush U.S. One 10-pound film bags loose size A mostly 1.10-1.30.

**KLAMATH BASIN, NORTHERN CALIFORNIA, AND OREGON---**Shipments 62-61-56---Movement expected to remain about the same. Trading slow. Prices generally unchanged. Russet Norkotah U.S. One baled 5 10-pound film bags size A mostly 4.00-4.50, 50-pound cartons 40-90s mostly 6.00-7.00, 100s mostly 6.00. Monthly shipments from January 2010 were 241,000 cwt,

2009; 184,000 cwt, and 2008; 240,000 cwt.

**NEW BRUNSWICK, CANADA(Crossings through Maine Points)---**Shipments 25-27-\*\*-Movement expected about the same. Trading slow. Prices baled 5 pound bags slightly lower, others unchanged. Russet Goldrush and Norkotah U.S. No. One or Canada No. One baled 10 5-pound film bags 2 inch or 4 ounce minimum mostly 5.00-6.00, tote bags approx 2000 pounds per cwt 8.00-9.00.  
\*\*unavailable.

**KERN DISTRICT CALIFORNIA---**Shipments 40-37-51---Movement expected to remain about the same. Unofficial prices for February 08, 2010: Long White U.S. One 50-pound cartons size A 22.45-26.45. Monthly shipments from January 2010 were 226,000 cwt, 2009 187,000 cwt, and 2008 241,000 cwt.

**NORTHWESTERN WASHINGTON---**Shipments 58-32-37--- Movement expected to remain about the same. Trading fairly slow. Prices generally unchanged. Round Red U.S. One 50-pound carton size A mostly 13.00, size B mostly 20.00, Creamers mostly 34.00-36.00; Yellow Type U.S. One 50-pound carton size A mostly 18.00, size B mostly 12.00-14.00, Creamers mostly 34.00-36.00. Monthly shipments for January were 191,000 cwt, compared to 199,000 cwt in 2009, a four percent decrease.

**BIG LAKE AND CENTRAL MINNESOTA---**Shipments 19-19-24---Movement expected to remain about the same. Supplies insufficient to establish a market. Light shipments

expected to continue through most of February. Monthly shipments from January 2010 were 106,000 cwt, 2009; 82,000 cwt, and 2008; 22,000 cwt.

**NEBRASKA DISTRICT**---Shipments 18-22\*-19---Movement expected to remain about the same. Supplies insufficient to establish a market. One Nebraska District packer continues to run Colorado grown supplies. Monthly shipments from January 2010 were 172,000 cwt, 2009 294,000 cwt, and 2008 311,000 cwt.

**LONG ISLAND NEW YORK**---Shipments 19-21\*-16---Movement expected to continue seasonal decline. Trading slow. Prices unchanged. Round White U.S. One size A baled 10 5-pound sacks mostly 6.75-7.75, 50 pound sacks size A mostly 6.00-6.50, large mostly 6.25-6.75.

\*revised.  
**FLORIDA**---Shipments---Harvest expected to begin by the end of this week (February 8, 2010) or the following week (February 15, 2010). Once harvest begins, full assessment of the January freeze damage will be available.

**POTATOES FOR PROCESSING**

**MICHIGAN**---Shipments to Chippers 201-217-191---Movement expected about the same. Trading slow. Most movement on pre-season contract. Too few open market sales to establish a market.

**CENTRAL WISCONSIN**---Shipments to Chippers 181\*-247\*-141---Movement expected about the same. Trading slow. Most movement on pre-season contract. Too few open market sales to establish a market.

\*revised.  
**MINNESOTA-NORTH DAKOTA (RED RIVER VALLEY)**---Shipments to Chippers 133\*-119-104---Movement expected about the same. Trading slow. Most movement on pre-season contract. Too few open market sales to establish a market.

\*revised.  
**MAINE**---Shipments to Chippers 39-46-50---Movement expected about the same. Trading slow. Most movement on pre-season contract. Too few open market sales to establish a market.

**WESTERN AND CENTRAL NEW YORK**---Shipments to Chippers 47-36-36---Movement expected about the same. Trading slow. Most movement on pre-season contract with too few open market sales to establish a market.

**PENNSYLVANIA**---Shipments to Chippers 18-25-21---Movement expected about the same. Most movement on pre-season contract. Trading slow. Too few open market sales to establish a market.

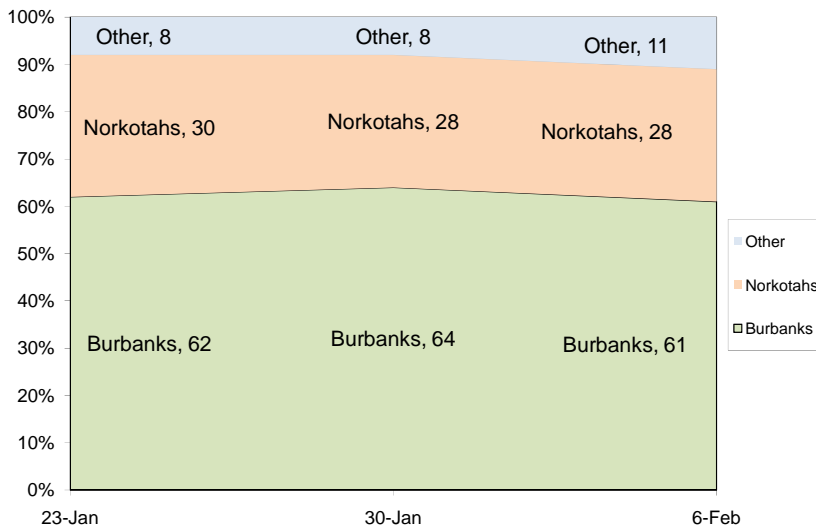
**OHIO**---Shipments to Chippers 10-6-3---Movement expected about the same. Trading slow. Too few open market sales to establish a market.

**IDAHO**---Open-market trading by frozen and dehydration processors with growers was inactive.

**POTATOES FOR SEED**

**MINNESOTA-NORTH DAKOTA (RED RIVER VALLEY)**---Shipments 36-11-8---Movement expected to remain about the same. No prices reported.

Idaho Potato Sales by Variety



WASHINGTON USDA AMS FEB 09 2010		<u>POTATOES-CHIPPER (OLD SEASON)</u>					
MID CENTRAL (KS, MO, NE) MID WEST (IL, IN, IA, SD)							
SOUTHWEST (AR, OK, TX)							
ROCKY MOUNTAIN (CO, ID, MT, NM, UT, WY)							
WEST COAST (AZ, CA, NV, OR, WA, HI)							
SHIPMENTS BY ORIGINS							
(AMOUNTS ARE SHOWN IN UNITS OF 100,000 LBS OR 1,000 100 LB PACKAGES)							
COMMODITY	JAN 31	JAN 24	FEB 01	TOTAL THIS	TOTAL LAST	TOTAL	
MODE	FEB 06	JAN 30	FEB 07	SEASON THRU	SEASON THRU	LAST SEASON	
ORIGIN	2010	2010	2009	FEB 06 2010	FEB 07 2009	LAST SEASON	
POTATOES-CHIPPER (OLD SEASON)							
TRUCK							
COLORADO	-	-	-	2	-	-	
FLORIDA	-	-	-	-	-	700	
MASSACHUSETTS	-	-	-	255	222	222	
MAINE	50	46	40	973	1139	2146	
MICHIGAN	191	217	164	6088	5860	8280	
MINNESOTA	7	7	7	130	117	241	
NORTH CAROLINA	-	-	-	2039	1946	1946	
NORTH DAKOTA	97	113	159	1886	2330	4261	
NEW YORK	36	36	49	1547	1785	2362	
OHIO	3	6	4	149	135	137	
PENNSYLVANIA	24	25	16	747	700	791	
MID CENTRAL	47	58	36	2012	2205	2884	
MID WEST	-	-	-	1967	1851	1851	
ROCKY MOUNTAIN	84	87	54	1715	2073	3228	
SOUTHWEST	16	22	11	2313	2578	2580	
WEST COAST	110	100	92	4719	5709	7308	
VIRGINIA	-	-	-	344	301	301	
WISCONSIN	141	247	124	3587	3343	5420	
TOTAL	804	962	755	30474	32291	44658	
U.S. TOTAL	804	962	755	30474	32291	44658	
<b>COMMODITY TOTAL</b>	<b>804</b>	<b>962</b>	<b>755</b>	<b>30474</b>	<b>32291</b>	<b>44658</b>	

WASHINGTON USDA AMS FEB 09 2010		<u>POTATOES-SEED</u>					
SHIPMENTS BY ORIGINS							
(AMOUNTS ARE SHOWN IN UNITS OF 100,000 LBS OR 1,000 100 LB PACKAGES)							
COMMODITY	JAN 31	JAN 24	FEB 01	TOTAL THIS	TOTAL LAST	TOTAL	
MODE	FEB 06	JAN 30	FEB 07	SEASON THRU	SEASON THRU	LAST SEASON	
ORIGIN	2010	2010	2009	FEB 06 2010	FEB 07 2009	LAST SEASON	
POTATOES-SEED							
RAIL							
NORTH DAKOTA	-	-	-	2	-	11	
TOTAL	-	-	-	2	-	11	
TRUCK							
COLORADO	14	12	11	230	222	770	
IDAHO	2	3	3	87	62	6443	
MAINE	-	55	49	210	321	1162	
MINNESOTA	8	6	12	58	44	347	
MONTANA	-	-	3	20	44	2636	
NORTH DAKOTA	-	5	22	230	255	1581	
NEBRASKA	4	21	-	96	125	579	
NEBRASKA EXPT	-	-	-	-	-	7	
WISCONSIN	36	1	-	139	-	1567	
TOTAL	64	104	99	1071	1074	15091	
U.S. TOTAL	64	104	99	1073	1074	15102	
IMPORT							
CANADA	-	-	-	9	179	560	
IMPORT TOTAL	-	-	-	9	179	560	
<b>COMMODITY TOTAL</b>	<b>64</b>	<b>104</b>	<b>99</b>	<b>1082</b>	<b>1253</b>	<b>15662</b>	

Contributors include: Idaho-Eastern Oregon Marketing Order Administrative Committee, Colorado Marketing Order Administrative Committee, Montana Department of Agriculture, Minnesota Department of Agriculture, N. Dakota State Seed Department and Wisconsin Seed Certification Program.

The USDA Fruit & Vegetable Market News Service 24-hour interactive telephone market recorder covers the nation's potato and onion shipping point market reports at (208) 522-3979. Select the message you want to hear from a menu of messages and retrieve only the reports you want.

POTATO & ONION RECORDER MENU					
POTATOES		ONIONS		MOVEMENT	
MSG#		MSG#		MSG#	
2	Idaho	50	Idaho & Malheur	77	Idaho Potato Movement U.S. Onion Shipments
3	San Luis Valley, CO		County, OR		
4	Wisconsin	52	Mexico Crossings	78	
5	Columbia Basin, WA		through Texas		
6	Klamath Basin, OR	53	Peru		
7	Maine	55	Western & Central		
8	New Brunswick, CD		NY		
9	Michigan	56	Michigan		
10	Long Island, NY	60	Columbia Basin, WA		
19	Northwestern WA		& Umatilla Basin, OR		
23	Red River Valley, MN-ND				

**Changes in Expected Movement For the Next 2 Weeks**  
**ONIONS AND POTATOES**

Commodity	District	Increase	Decrease
Onions	North and East Points CO		
	MX Crossings - South TX		
	Peru Imports - Repacked at Various East Coast Shipping Points		
Potatoes	Long Island NY		

## ONIONS – NATIONAL SHIPPING TRENDS

Unless otherwise stated, shipments, crossings or imports are for the weeks ending January 23, 30 and February 6, 2010 in that order in 400 hundred-weight (cwt - 40,000 lbs) units. Expected movement is for the period February 7-February 20, 2010. Prices are for Monday, February 8 2010, compared with Monday, February 1, 2010. Unless otherwise stated, sales are F.O.B. Shipping Point Basis (including Delivered Sales, F.O.B. Shipping Point Basis) or port of entry and extra services are included. Prices represent open (spot) market sales by first handlers on product of generally good quality and condition unless otherwise stated and may include promotional allowances or other incentives. No consideration is given to after-sale adjustments unless otherwise stated. Brokerage fees paid by shipper are included in the price reported.

### UNITED STATES---

Shipments (including imports) 2433\*-2105\*-1820---The top shipping areas for the week, in order, were Columbia Basin Washington, Idaho and Malheur County Oregon, New York, Colorado, and Michigan. In the Market News Service weekly survey of roughly 17,000 individual stores, 5,446 retail stores had onions on ad (3-pound bag of Yellow and Sweet Yellow onions by the pound). This was a four percent decrease from last week and a four percent increase from a year ago. U.S. onion shipments for January 2010 were 10,756 (400 cwt) which is down one percent from the 2009 total, of 10,864 (400 cwt).  
\*revised.

### COLUMBIA BASIN WASHINGTON AND UMATILLA BASIN OREGON---

Shipments 768-723-778 (includes export of 203-218-235)---Movement expected to remain about the same. Trading fairly slow. Prices Yellow colossal generally unchanged, others lower. Yellow Hybrid 50-pound sacks colossal 9.00-10.00, jumbo mostly 8.00, medium 7.00-8.00, White 50-pound sacks jumbo mostly 23.00-25.00, medium mostly 22.00-23.00, Red Globe Type 25-pound sacks jumbo mostly 6.50, medium mostly 5.50. Unofficial prices for Monday, February 8, 2010; Organic Yellow Hybrid 50-pound sacks jumbo 9.00-12.00, medium 10.00-12.50, 16 3-

pound mesh sacks medium 10.00-11.50, 40-pound cartons jumbo 11.00-12.00, medium 10.00-13.00, Red Globe Type 40-pound cartons jumbo 13.00-15.00. January 2010 shipments were 3,637 (400 cwt) which was up eight percent from the 2009 total, of 3,366 (400 cwt).

### IDAHO AND MALHEUR COUNTY OREGON---

Shipments 760-518-463---Movement expected to remain about the same. Trading fairly slow. Prices lower. Yellow Spanish Hybrid U.S. One 50-pound sacks super colossal mostly 10.00, colossal 9.00, jumbo 8.00-8.50, medium mostly 8.00, Red Globe Type U.S. One 25-pound sacks large mostly 6.50, medium mostly 5.50. January 2010 shipments were 2,930 (400 cwt) which was down nine percent from the 2009 total, of 3,227 (400 cwt).

### WESTERN AND CENTRAL NEW YORK---

Shipments 168-138-103---Movement expected to remain about the same. Trading fairly slow. Prices yellow lower, red unchanged. Yellow Globe Type 50 pound sacks medium 2-1/4 inch minimum 8.50-9.00, 2 inch minimum 7.00-8.00, master container 16 3-pound mesh sacks 2-1/4 inch minimum mostly 10.00-10.50, 2 inch minimum mostly 9.00-9.50, Red Globe Type 25 pound sacks jumbo mostly 7.50-8.00, medium 6.00-6.50. Quality mostly good.

### NORTH AND EAST POINTS COLORADO---

Shipments 115-98-73---Movement expected to seasonally decline. Trading fairly slow. Prices on remaining supplies in too few hands to establish a market. Shipments to continue through the month of February. January 2010 shipments were 553 (400 cwt) which was down seven percent from the 2009 total, of 595 (400 cwt).

### MEXICO CROSSINGS THROUGH SOUTH TEXAS---

Shipments 90-165-65---Movement expected to continue to increase as more shippers receive supplies. Supplies insufficient to establish a market. The growing area received rain throughout the period of February 2-6. Most shippers anticipate having new supplies by the middle to the end of the current week February 13. January 2010 shipments were 314 (400 cwt) which was down forty percent from the 2009 total, of 527 (400 cwt).

MICHIGAN---Shipments 73-60-65---Movement expected to remain about the same. Trading fairly slow. Prices slightly lower. Yellow Globe Type 50 pound sacks medium mostly 7.00-7.50, repacker size mostly 7.00, master container 16 3-pound mesh sacks medium 8.50-9.50, repacker size mostly 8.00-8.50. Quality mostly good.

### PERU IMPORTS-REPACKED AT VARIOUS EAST COAST SHIPPING POINTS---

Imports 90-108-60---

Movement expected to decrease seasonally. Trading moderate. Prices generally unchanged. Yellow Granex-Marked Sweet 40-pound carton repacked colossal and jumbo mostly 16.00. January 2010 shipments were 527 (400 cwt) which was up eighty-one percent from the 2009 total of 291 (400 cwt).

CHILE IMPORTS---Imports 93-80\*-53---Ports of arrival include Philadelphia and Los Angeles. No F.O.B. reported as supplies in too few hands to establish a market. January 2010 shipments were 321 (400 cwt) which was up forty-one percent from the 2009 total of 228 (400 cwt).  
\*revised.

### CENTRAL WISCONSIN---

Shipments 68-55-50---Movement expected to remain about the same. Trading fairly slow. Unofficial prices for Monday, February 8, 2010, Yellow Globe Type 50-pound sacks medium 6.00-8.00, 16 3-pound mesh sacks 8.50-10.00. January 2010 shipments totaled 303 (400-cwt) compared to 110 (400-cwt) in 2009.

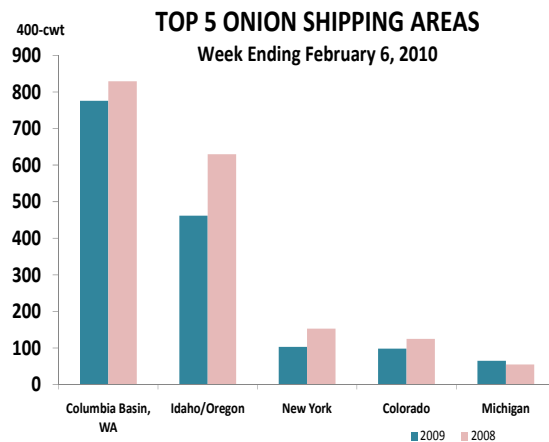
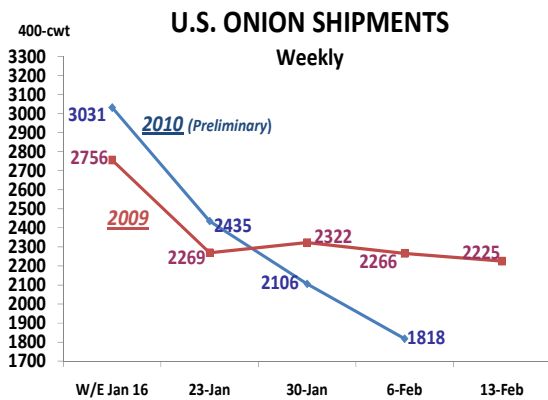
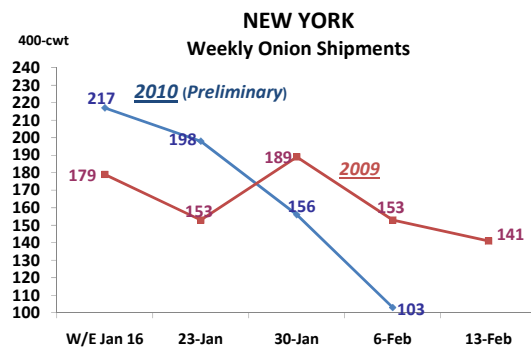
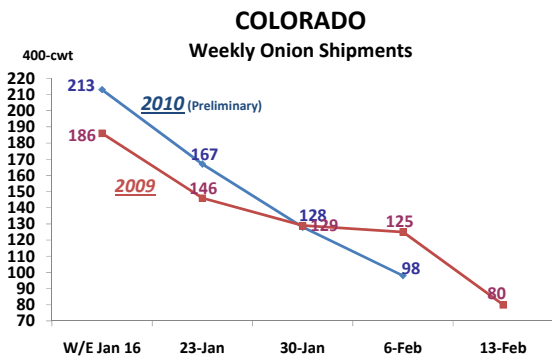
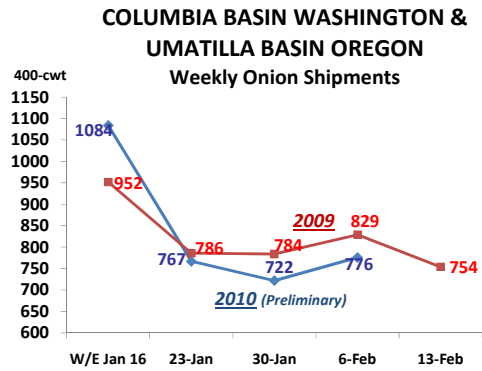
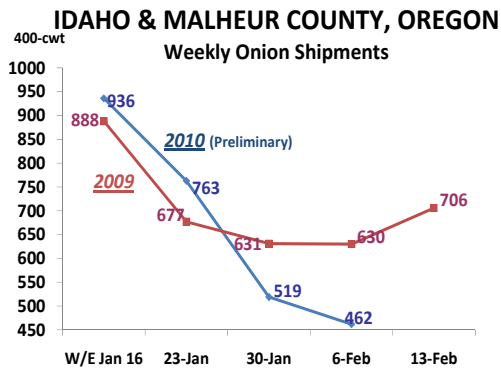
## ONIONS FOR PROCESSING

### WESTERN UNITED STATES---

Shipments 338-358-368---Movement expected to remain about the same. No prices reported.

### EASTERN UNITED STATES---

Shipments 33-30-23---Movement expected to remain about the same. No prices reported.



Mick J. Davie,  
Acting Local Representative