



# Specialty Crops Market News Division

## U.S. Mexico Canada Agreement

### Seasonal Perishable Products Weekly Update

Agricultural Marketing Service

Issued Weekly

Wednesday, July 2, 2025

This report provides trend analysis of the volume and prices of Seasonal Perishable commodities. Volume represents the current week, and prices represent open (spot) market sales by first handlers on products of generally good quality and condition unless otherwise stated and may include promotional allowances or other incentives. The charts provide graphic representation of the volume and prices of the major commodities this week based on seasonal volume.

**Agricultural Weather Outlook**, provided by Brad Rippey, Agricultural Meteorologist, USDA/OCE/WAOB July 2, 2025: In the wake of a cold front's passage, dry air has temporarily overspread the northern and central Plains and much of the Midwest. However, showers and thunderstorms remain active across the southern and eastern U.S., in advance of the front. Later in the week, the front will stall and weaken across the lower Southeast, although a low-pressure system may develop over or near Florida's peninsula or along the southern Atlantic Coast. Regardless of development, 5-day rainfall totals should reach 2 to 6 inches across the eastern Gulf Coast region, including much of Florida. Meanwhile, the North American monsoon circulation interacting with an approaching cold front will generate mid- to late-week showers and thunderstorms from the Four Corners States across the Plains and upper Midwest. In contrast, hot, mostly dry weather will prevail in the Far West. The NWS 6- to 10-day outlook for July 6 – 10 calls for near- or above-normal temperatures and rainfall nationwide. Portions of the Ohio Valley and the middle and northern Atlantic States have the greatest likelihood of experiencing hot conditions, while parts of the Plains, Southeast, and Southwest are more likely to have wetter-than-normal weather.

**Asparagus** movement from Mexico crossings through Arizona is expected to remain about the same. Trading is slow. Prices are generally unchanged. 11-pound cartons/crates bunched large are mostly 18.75-20.75, standard are mostly 15.75-16.75. Extra services are included. Some sales booked open with prices to be established later. Prices represent few new spot market sales. Movement from Michigan is expected to decrease as the season comes to an end. Current supplies are in too few hands to establish a market, and the last report has been issued. Movement of Peru imports through Southern California ports of entry is expected to decrease. Trading is fairly slow. Prices of large and standard are slightly lower, others generally unchanged. 11-pound cartons of bunched green jumbo are 26.00-28.00, extra-large are mostly 22.75-23.75, large are 20.75-22.75, standard are mostly 18.75-20.75, small are mostly 16.75-17.75.

**Avocado** movement from Mexico crossings through Texas is expected to decrease slightly. Early trading was slow improving to moderate later on smaller sizes. Prices of conventional 60s, 70s, and 84s are higher, others are lower. Cartons 2-layers Hass 32s are 55.25-58.25, 36s are mostly 53.25-54.25, 40s and 48s are mostly 48.25-50.25, 60s are mostly 40.25-42.25, 70s are mostly 34.25-35.25, and 84s are mostly 25.25-27.25; organic 48s are 68.25-70.25, 60s are 62.25-64.25, and 70s are mostly 42.25- 45.25. Extra services are included. Movement from Peru imports through Philadelphia and New York area ports of entry is expected to remain about the same. Trading is moderate. Prices are slightly higher. Cartons 2-layers Hass 36s are 35.00-38.00, 40s are 35.00-36.00, 48s and 60s are mostly 34.00-36.00, 70s are 30.00-32.00. Movement from South District, California is expected to decrease slightly. Trading is moderate. Prices of conventional 70s are higher; conventional 35s-48s lower; others are generally unchanged. Carton 2-layers Hass 32-36s are mostly 62.25-64.25, 40-48s are mostly 58.25-60.25, 60s are mostly 45.25-47.25, 70s are mostly 36.25-38.25, and 84s are 25.25-26.25; organic 48s are mostly 80.25-83.25, 60s are mostly 66.25-68.25, 70s are 48.25-50.25. Extra services are included.

**Blueberry** movement from Oregon and Washington is expected to increase as more growers harvest. Supplies are light. Trading is moderate. Prices of flats 12 1-pint cups with lids mostly 24.00-26.00; organic flats 12 1-pint cups with lids are

For more information on:

- [Shipping Point Report Details](#)
- [Movement Report Details](#)
- [Generating Custom Reports](#)

For assistance please contact: [Abbie.Hannon@usda.gov](mailto:Abbie.Hannon@usda.gov)

<https://mymarketnews.ams.usda.gov>

mostly 29.00-32.00. Quality and condition are good. Includes palletizing and cooling. Most present shipments represent previous commitments and/or prior bookings. Movement from Mexico crossings through Arizona, California and Texas is expected to decrease sharply. Supplies are insufficient and in too few hands to establish a market, and the last report has been issued. Light crossings are expected to continue through July 5. Movement from the Central and Southern California Coast is expected to decrease sharply. Supplies are insufficient and in too few hands to establish a market, and the last report has been issued. Light shipments are expected to continue through July 5. Movement of blueberry imports from Peru through the ports of Miami, Philadelphia, and New York areas is expected to increase as the season begins. Current supplies are in too few hands to establish a market. Movement from North Carolina is expected to decrease as the season comes to an end. Supplies are in too few hands to establish a market. Blueberry movement from Georgia is expected to decrease as the season comes to an end. Supplies are in too few hands to establish a market. The first report has been issued for blueberries from British Columbia, Canada, crossing through Northwest Washington. Harvest is expected to begin the week of June 29, with the first F.O.B. price report expected by July 18. Quality and condition are expected to be generally good.

**Cucumber** movement from Mexico crossings through Texas is expected to decrease. Trading early was moderate, late is fairly active. Prices are much higher. 1 1/9-bushel cartons medium are mostly 18.95-20.95, fair quality are mostly 11.95-13.95, ordinary quality are mostly 6.95-8.95, large are mostly 16.95-18.95. Quality and condition are variable. Many present shipments are from prior bookings and/or previous commitments. Movement through Mexico crossings through Otay Mesa, California is expected to decrease slightly. Trading early was fairly active, late is active. Prices are higher. 1 1/9-bushel cartons medium are mostly 18.00, fair quality are mostly 13.00-15.00, large are mostly 15.00- 17.00. Cartons 36s are mostly 9.00-11.00. Quality is generally good. Movement from South Georgia is expected to decrease seasonally. Current supplies are insufficient and in too few hands to establish a market. Quality remains generally good.

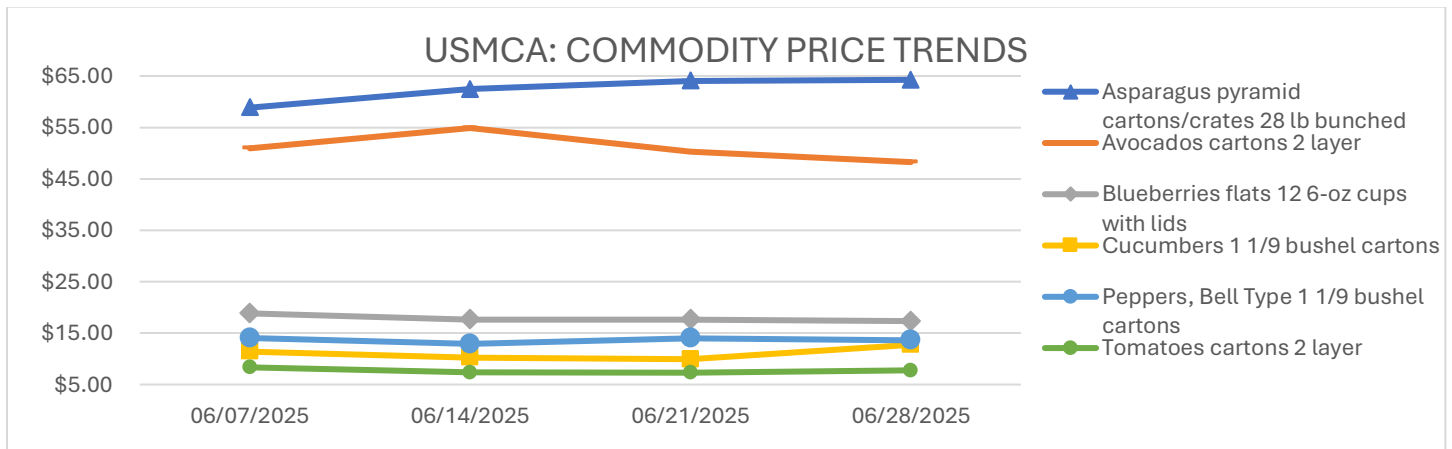
**Bell Peppers** movement from Coachella Valley, California is expected to decrease seasonally. Trading is moderate. Prices are higher. Supplies of green are insufficient and, in too few hands, to establish a market. Quality is generally good. Movement from South Georgia is expected to decrease seasonally. Current supplies are insufficient and in too few hands to establish a market. Harvest of bell peppers from the San Joaquin Valley, California is expected to begin the week of June 29. Quality is expected to be generally good. The first F.O.B. report is expected to be issued the week of July 6.

**Tomato** movement from Florida West and South Carolina District is expected to remain about the same. Trading is moderate. Prices of 5x6 size and 6x6 size are slightly higher; others are generally unchanged. Extra services are included. Price includes Georgia District 85 percent U.S. One or Better jumbo, 5x6 size and 6x6 size are 10.00- 11.35; 6x7 size are 7.00-8.35. Quality is generally good. Movement from Central District, California is expected to increase seasonally. Trading is slow. Vine Ripes cartons 2 layer 4x4-4x5s are mostly 8.95-9.95, 5x5s are mostly 7.13-7.95, 5x6s are mostly 6.64; 25 pound cartons loose 4x4-4x5 sizes are mostly 8.95-10.95, 5x5-5x6 sizes are mostly 8.95. Quality is generally good. Movement from Mexico crossings through Texas is expected to increase. Trading was slow early and moderate late. Prices of 4x4-4x5s and 4x4-4x5 sizes are higher, 5x5s are slightly higher, others are about steady. Vine Ripes cartons 2-layer 4x4-4x5s are mostly 8.95-8.95, 5x5s are mostly 7.13-7.95, 5x6s are mostly 6.64; 25-pound cartons loose 4x4-4x5 sizes are mostly 8.95-10.95, 5x5-5x6 sizes are mostly 8.95. Quality is generally good. Movement from Mexico crossings through Otay Mesa, California is expected to remain about the same. Trading of 4x4-4x5s was active, 5x5-5x6s was moderate. Prices of 4x4-4x5s are much higher, other are higher. Vine Ripes cartons 2-layer 4x4-4x5s are mostly 10.00-11.00, 5x5s are mostly 7.13-8.00, and 5x6s are mostly 7.00-8.00. Quality is generally good. Most present shipments are from prior bookings and/or previous commitments. Movement from Southeastern Arkansas is expected to increase seasonally. Current supplies are in too few hands to establish a market. The first report has been issued for tomatoes from Eastern Tennessee Virginia Eastern Shore district. Light harvest is expected to start within 10 days, with the first F.O.B. price report expected within 14 days.

The following table provides a four-week price trend of the highest traded commodities this week.

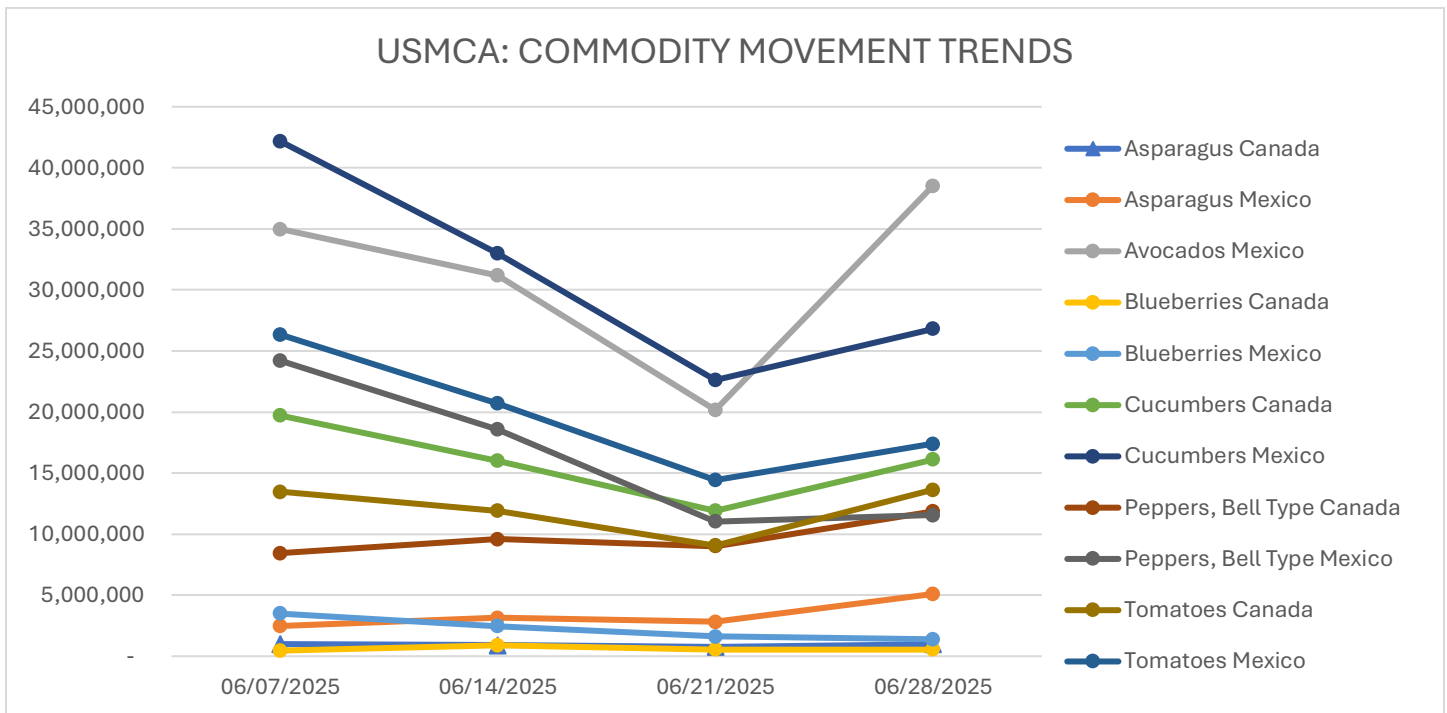
#### Four-Week Price Trend in U.S. Dollars

Commodity	Package	06/07/2025	06/14/2025	06/21/2025	06/28/2025
Asparagus	pyramid cartons/crates 28 lb bunched	\$ 58.84	\$ 62.42	\$ 64.08	\$ 64.25
Avocados	cartons 2 layer	\$ 50.94	\$ 54.88	\$ 50.26	\$ 48.25
Blueberries	flats 12 6-oz cups with lids	\$ 18.83	\$ 17.67	\$ 17.67	\$ 17.33
Cucumbers	1 1/9 bushel cartons	\$ 11.42	\$ 10.23	\$ 9.93	\$ 12.72
Peppers, Bell Type	1 1/9 bushel cartons	\$ 14.05	\$ 12.91	\$ 14.00	\$ 13.63
Tomatoes	cartons 2 layer	\$ 8.34	\$ 7.37	\$ 7.30	\$ 7.73

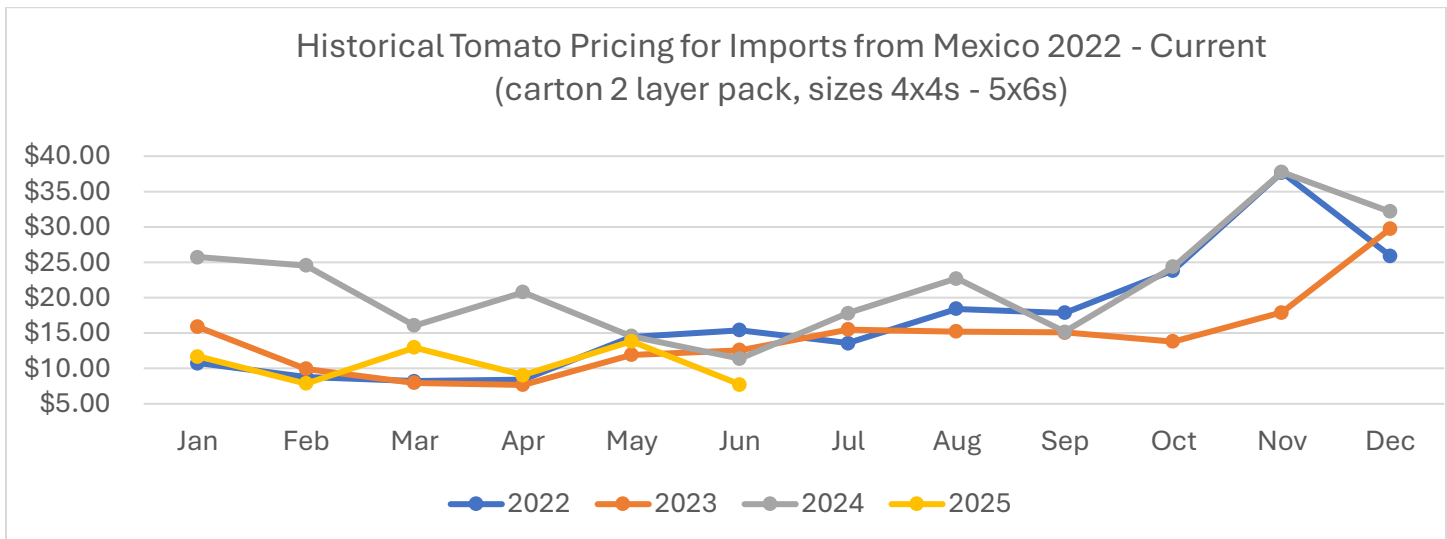


#### Four-Week Movement in Pounds

Commodity	Origin	06/07/2025	06/14/2025	06/21/2025	06/28/2025
Asparagus	Canada	990,558	893,632	761,317	980,695
	Mexico	2,473,629	3,146,093	2,805,074	5,098,462
Avocados	Mexico	34,971,118	31,174,767	20,163,360	38,527,272
Blueberries	Canada	458,642	892,707	550,388	552,018
	Mexico	3,488,763	2,474,263	1,623,266	1,388,405
Cucumbers	Canada	19,711,057	16,007,328	11,907,769	16,118,196
	Mexico	42,170,336	32,980,587	22,618,293	26,809,076
Peppers, Bell Type	Canada	8,442,950	9,593,188	9,022,681	11,857,004
	Mexico	24,205,522	18,561,155	11,021,662	11,561,037
Tomatoes	Canada	13,468,232	11,897,410	9,059,092	13,639,276
	Mexico	26,337,002	20,695,841	14,422,234	17,400,385



The following chart, *Historical Tomato Pricing for Imports from Mexico*, is a four-year view of Mexican tomato prices at shipping point. Tomatoes are shown as they are the most consistently traded year-round. They have the highest volume of product moving between the U.S., Mexico, and Canada, along with a high level of market coverage of tomatoes by USDA Market News.



To be regarded as "seasonal and perishable," agricultural products must meet the following conditions: (1) the products are fresh or chilled products falling under the following HS2002 tariff codes: 0701, 0702, 0703, 0704, 0705, 0706, 0707, 0708, 0709, 0803, 0804, 0805, 0806, 0807, 0808, 0809, 0810; (2) the products are marketed in raw form for consumption without "further processing" ("further processing" refers to e.g. crushing, juicing, canning, or any other process that transforms the product from its raw form); and (3) the products normally are marketed within eight weeks after harvesting.

For information on the remaining Seasonal and Perishable commodities listed below please visit:

- Movement <https://mymarketnews.ams.usda.gov/general-resources/Specialty-Crops>
- Prices <https://mymarketnews.ams.usda.gov/general-resources/Specialty-Crops>

- Potatoes
- Tomatoes
- Onions, shallots, garlic, leeks, and other alliacious vegetables
- Cabbages, cauliflower, kohlrabi, kale, and similar edible brassicas
- Lettuce (*Lactuca sativa*) and chicory (*Cichorium* spp.)
- Carrots, turnips, salad beets (salad beetroot), salsify, celeriac, radishes, and similar edible roots
- Cucumbers, including gherkins
- Leguminous vegetables, shelled or unshelled
- Other vegetables, fresh or chilled: asparagus, eggplants, celery, mushrooms and truffles, peppers (*Capsicum* or of the genus *Pimenta*), spinach, artichokes, olives, pumpkins, squash, and gourds
- Bananas and plantains
- Dates, figs, pineapples, avocados, guavas, mangoes, and mangosteens
- Citrus fruit
- Grapes
- Melons (including watermelons) and papayas (papaws)
- Apples, pears, and quinces
- Apricots, cherries, peaches (including nectarines), plums (including prune plums) and sloes
- Other fruits: strawberries, raspberries, blackberries, mulberries, loganberries, black, white, or red currants and gooseberries (other than kiwifruit), cranberries, blueberries, and other fruits of the genus *Vaccinium*, kiwifruit, durians, persimmons
- Other berries; tamarinds