

AUCTION SUMMARY

AMS 1891		5,339		Thursday	
Winter Livestock					
Pratt, KS					
Feeder Steers	500-600 lbs	342.50-41.00	Feeder Heifers	500-600 lbs	282.50-327.50
Medium &	600-700 lbs	290.00-364.00	Medium &	600-700 lbs	290.00-303.50
Large #1	700-800 lbs	287.00-304.00	Large #1	700-800 lbs	262.50-280.50
	800-900 lbs	269.00-285.00		800-900 lbs	257.00-278.00
	900-1000 lbs	255.00-278.00		900-1000 lbs	219.00-264.25

AMS 1856		3,680		Thursday	
Valentine Livestock Auction					
Valentine, NE					
Feeder Steers	400-500 lbs	482.50-525.00	Feeder Heifers	400-500 lbs	402.50-505.00
Medium &	500-600 lbs	404.00-441.00	Medium &	500-600 lbs	350.00-398.00
Large #1	600-700 lbs	376.00-387.50	Large #1	600-700 lbs	320.00-360.00
	700-800 lbs	339.50		700-800 lbs	323.00-326.00
	800-900 lbs	312.00		800-900 lbs	271.00-272.00

AMS 1850		3,030		Thursday	
Ogallala Livestock Auction					
Ogallala, NE					
Feeder Steers	300-400 lbs	505.00-570.00	Feeder Heifers	400-500 lbs	365.00-435.00
Medium &	400-500 lbs	445.00-492.50	Medium &	500-600 lbs	329.00-380.00
Large #1	500-600 lbs	385.00-424.00	Large #1	600-700 lbs	300.00-327.00
	600-700 lbs	336.00-376.00		700-800 lbs	292.00-307.00
	700-800 lbs	295.00-343.50		800-900 lbs	266.00-300.00

CHICAGO MERCANTILE EXCHANGE LIVESTOCK FUTURES SETTLEMENT

Live Cattle		Change	Feeder Cattle		Change
Jun	212.225	1.050	May	296.850	0.068
Aug	206.750	0.900	Aug	297.600	1.775
Oct	203.975	1.300	Sep	296.275	1.650

CHICAGO BOARD OF TRADE GRAIN FUTURES SETTLEMENTS

Corn		Change	Soybeans		Change
Jul	4.4350	(0.0500)	Jul	10.5000	(0.0125)
Sep	4.2150	(0.0350)	Aug	10.4625	(0.0100)
Dec	4.3550	(0.0325)	Sep	10.2950	0.0000

KANSAS CITY BOARD OF TRADE		Wheat		Change
		Jul	5.1650	(0.1175)
		Sep	5.3050	(0.1150)
		Dec	5.5300	(0.1150)

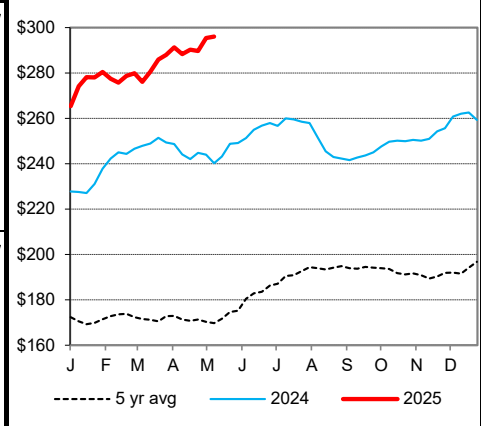
AMS 2466		Friday	
5 AREA WKLY ACCUMULATED WTD AVG SLAUGHTER CATTLE PRICE			
	Head Count	Avg Weight	Avg Price
Live Steer	2,138	1,489	227.68
Live Heifer	1,071	1,283	226.12
Dressed Steer	970	965	357.33
Dressed Heifer	20	762	350.00

AMS 2453		Friday	
DAILY ESTIMATED BOXED BEEF CUTOUT VALUES			
Choice	Select	Choice Cuts	68 loads
600-900#	600-900#	Select Cuts	11 loads
352.49	342.39	Trimming	6 loads
2.59	3.21	Grinds	16 loads

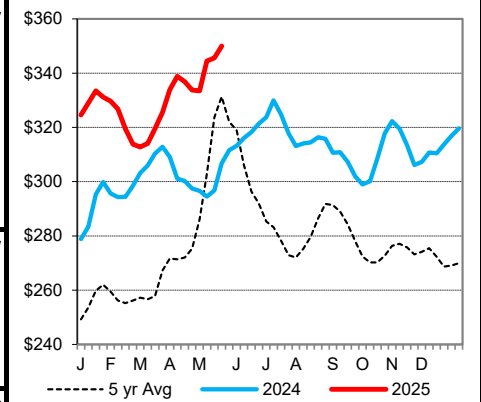
AMS 3208		Thursday	
ESTD DAILY CATTLE SLAUGHTER			
Friday	105,000	Sat/ 2,000	
Week Ago (est)	88,000	2,000	
Year Ago (act)	102,000	10,000	
Wk to date (est)	564,000	566,000	
Last Week (est)	557,000	559,000	
Last Year (est)	587,000	597,000	Thursday
Previous Day Estimated:	Steer and Heifer	98,000	
	Cow and Bull	22,000	

AMS 1909		Thursday	
New Holland Livestock			
New Holland, PA			
	Pct Lean	Price	
Breaking	75-80	145.00-154.00	
Boning	80-85	140.00-149.00	
Lean	85-90	137.00-145.00	

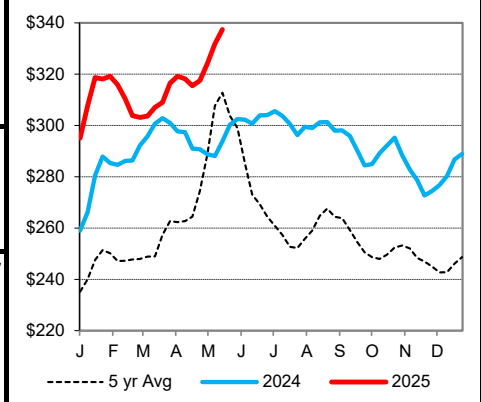
CME Feeder Cattle Index



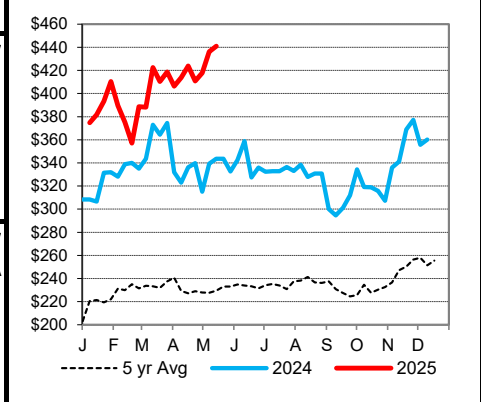
Weekly Choice Cutout



Weekly Select Cutout



Oklahoma City 400-500 lb Steer Price



St. Joseph, Missouri
Phone: 816-676-7000
Email: stjoe.lpgmn@usda.gov
<http://www.ams.usda.gov/LSMarketNews>