

**DAILY DIRECT HOGS PLANT DELIVERED** as of 1:30 PM

NATIONAL - LM HG203:

Carcass Basis Negotiated Barrows & Gilts: **28,379**  
Barrows and gilts compared to prior day's close, **1.03 lower**  
Base Price Range: **\$54.00 - \$69.86** Wtd Avg: **\$62.84**

IOWA/MINNESOTA - LM HG206:

Carcass Basis Negotiated Barrows & Gilts: **12,024**  
Barrows and gilts compared to prior day's close, **1.35 lower**  
Base Price Range: **\$54.00 - \$66.69** Wtd Avg: **\$63.73**

WESTERN CORNBELT - LM HG212:

Carcass Basis Negotiated Barrows & Gilts: **16,697**  
Barrows and gilts compared to prior day's close, **1.37 lower**  
Base Price Range: **\$54.00 - \$69.86** Wtd Avg: **\$63.78**

EASTERN CORNBELT - LM HG210:

Carcass Basis Negotiated Barrows & Gilts: **11,682**  
Barrows and gilts compared to prior day's close, **.48 higher**  
Base Price Range: **\$55.00 - \$63.51** Wtd Avg: **\$61.50**

NATIONAL DAILY LEAN HOG SLTR COST - LM HG213

Thursday, 9-Oct-08	Head Count	Avg Carcass Wt	49-50%	51-52%	53-54%
	<b>162,309</b>	<b>199.95</b>	<b>\$65.67</b>	<b>\$67.50</b>	<b>\$69.46</b>

USDA NATIONAL CARLOT PORK REPORT - NW LS500

Carcass Cutout Values	68.58	Change:	(-0.25)
Primal Loin	90.25		(-2.32)
Primal Butt	71.21		1.63
Primal Picnic	49.12		1.38
Primal Rib	90.80		0.60
Primal Ham	57.36		0.11
Primal Belly	75.98		unc
<b>Total Loads</b>	<b>50.0</b>		
Pork Cuts	40.5	Lds	
Trim/Process Pork	9.5	Lds	

Weekly USDA By-Product Drop Value (Hog): **4.71** Change = **(-0.21)**

DAILY EST. HOG SLAUGHTER UNDER FIS - SJ LS710

	Today (est)	Saturday:
Today (est)	<b>432,000</b>	<b>212,000</b>
Week Ago (est)	<b>423,000</b>	<b>173,000</b>
Year Ago (act)	<b>417,000</b>	<b>245,000</b>
Week to Date (est)	<b>2,163,000</b>	<b>2,375,000</b>
Same Period Last Week (est)	<b>2,150,000</b>	<b>2,323,000</b>
Same Period Last Year (act)	<b>2,095,000</b>	<b>2,340,000</b>

CME LEAN HOG CLOSE	High	Low	Settle	Change
Oct	<b>66.75</b>	<b>65.50</b>	<b>66.00</b>	<b>(-0.97)</b>
Dec	<b>60.80</b>	<b>59.50</b>	<b>59.88</b>	<b>(-1.25)</b>
Feb	<b>65.30</b>	<b>64.28</b>	<b>64.98</b>	<b>(-1.57)</b>
Apr	<b>70.70</b>	<b>69.35</b>	<b>70.25</b>	<b>(-2.10)</b>

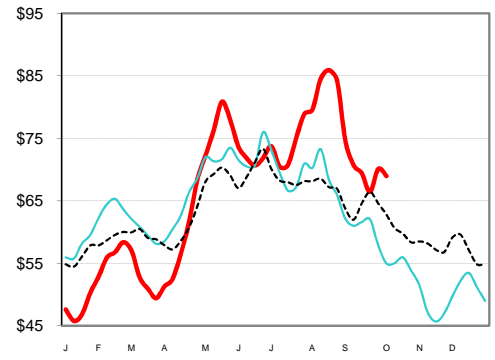
CME Lean Hog Delayed Futures - Pit-Traded

US Direct Delivered Feeder Pig Summary for Weekending **10-Oct-08**

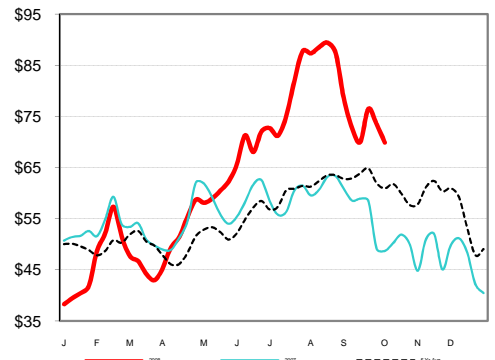
**Formula, Cash, & Composite Wtd Avg Prices**

	Formula	Cash	Composite
SEW 10 lb Basis	<b>38.55</b>	<b>20.10</b>	<b>32.95</b>
Feeder Pigs 40 lb Basis	<b>56.86</b>	<b>29.53</b>	<b>64.82</b>
45 lb Basis	-	-	-
50 lb Basis	<b>44.61</b>	<b>36.43</b>	<b>45.00</b>

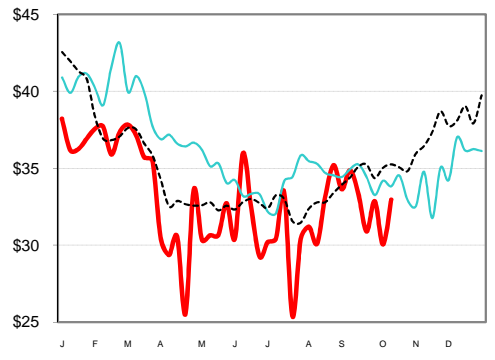
**Weekly National Hog P.M. Wtd. Avg**



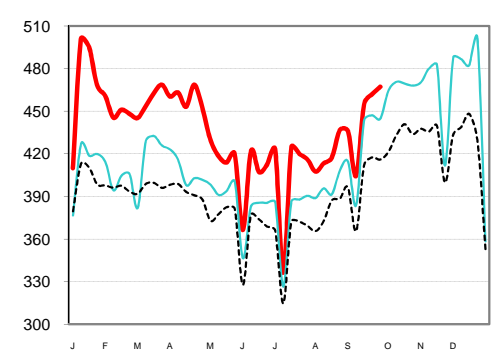
**Weekly Ham Primal Value**



**SEW Pigs - 10# Basis - Delivered**



**Pork Production**



**USDA Livestock & Grain Market News**

Des Moines, Iowa

Phone: 515-284-4460

Email: [desm.lgmn@usda.gov](mailto:desm.lgmn@usda.gov)

[www.ams.usda.gov/LSMarketNews](http://www.ams.usda.gov/LSMarketNews)