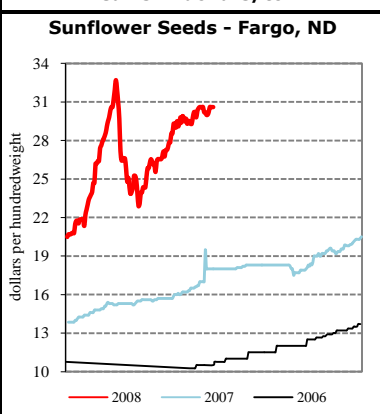
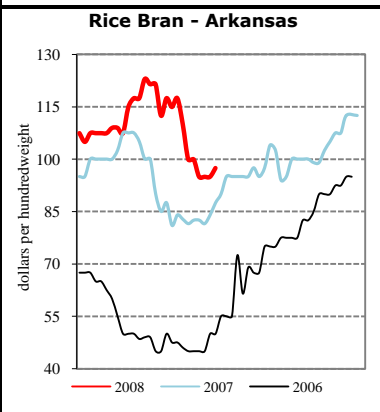


EXPORT	PRICE (\$/bu)	CHANGE (¢/bu)	BASIS (¢)	CHANGE
<u>Atlantic - JO GR850</u>				
Soybeans	16.7100	+1.00	+22.00 Q	-8.50
SRW	7.2300	+8.00	-164.50 U	+0.75
<u>Chicago - GX GR110</u>				
Corn	6.9975 - 7.0975	-4.25 to -3.25	-58.00 U to -48.00 U	-1.00 to UNCH
Soybeans	16.5000 - 16.5200	+9.50	+1.00 Q to +3.00 Q	UNCH
SRW	7.5250 - 7.5750	+7.25	-135.00 U to -130.00 U	UNCH
<u>Gulf - BG GR110</u>				
Corn	7.7975	-3.25 to -6.25	+22.00 U	UNCH to -3.00
Soybeans	17.0900 - 17.1700	+9.50 to +12.50	+60.00 Q to +68.00 Q	UNCH to +3.00
SRW	7.3250 - 7.3750	+7.25	-155.00 U to -150.00 U	UNCH
12 HRW	9.5225 - 9.7225	+7.50	+40.00 U to +60.00 U	UNCH
<u>PNW - JO GR110</u>				
SWW	8.05	UNCH	-83.00 U	-8.00
Ord HRW	NQ	NQ	NQ	NQ
<u>Toledo - GX GR111</u>				
Corn	7.0575 - 7.1575	-3.25	-52.00 U to -42.00 U	UNCH
Soybeans	16.4600 - 16.4900	+1.00	+15.00 X to +18.00 X	UNCH
SRW	7.4050 - 7.4150	+7.25	-147.00 U to -146.00 U	UNCH

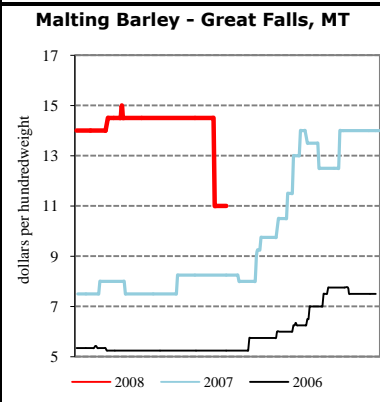
All prices are reported in dollars/bushel, except soybean and corn oil is in cents/lb. and soybean meal is in dollars/ton.



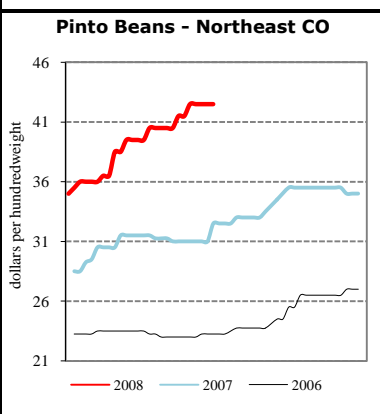
TERMINAL	PRICE (\$/bu)	CHANGE (¢/bu)	BASIS (¢)	CHANGE
<u>Kansas City - SJ GR112</u>				
Corn	7.28 - 7.31	-3.00	-30.00 U to -27.00 U	UNCH
Soybeans	16.37	-1.00	+6.00 X	-2.00
Ord HRW	8.82	+7.00	-30.00 U	UNCH
<u>Minneapolis - MS GR110</u>				
14 DNS/NS	10.3800 - 11.1300	-82.50 to -22.50	+100.00 U to +175.00 U	-85.00 to -25.00
Oats	NQ	NQ	NQ	NQ
<u>Omaha - WH GR110</u>				
Corn	7.03 - 7.07	-3.00	-54.75 U to -50.75 U	+0.25
Soybeans	15.82 - 16.01	+14.00 to +1.00	-67.00 Q to -30.00 X	+4.50 to UNCH
<u>Portland - JO GR111</u>				
11.5 HRW	9.87 - 9.92	+7.00 to -1.00	+75.00 U to +80.00 U	UNCH to -8.00
14 DNS	10.18 - 10.48	-8.00 to +2.00	+80.00 U to +110.00 U	-10.00 to UNCH



RIVER	PRICE (\$/bu)	CHANGE (¢/bu)	BASIS (¢)	CHANGE
<u>So. Iowa, Mississippi River - MS GR114</u>				
Corn	6.8275 - 6.8575	-4.25 to -2.25	-75.00 U to -72.00 U	-1.00 to +1.00
Soybeans	16.0600 - 16.0700	+17.50 to +14.50	-43.00 Q to -42.00 Q	+8.00 to +5.00
<u>St. Louis, Mississippi River - JC GR110</u>				
Corn	7.2600 - 7.2800	-3.00 to -1.00	-31.75 U to -29.75 U	+0.25 to +2.25
Soybeans	16.5400 - 16.6100	+14.00 to +20.00	+5.00 Q to +12.00 Q	+4.50 to +10.50
SRW	6.2300	-2.00	-264.50 U	-9.25
<u>Memphis, Mississippi River - LR GR110</u>				
Corn	7.1775 - 7.2275	-3.25	-40.00 U to -35.00 U	UNCH
Soybeans	16.4400	+9.50	-5.00 Q	UNCH
SRW	6.7350 - 6.8250	+7.25 to +14.25	-214.00 U to -205.00 U	UNCH to +7.00
<u>Cincinnati, Ohio River - GX GR114</u>				
Corn	6.9875 - 7.0275	-2.25	-59.00 U to -55.00 U	+1.00
Soybeans	16.2600 - 16.2800	+14.50 to +12.00	-23.00 Q to -21.00 Q	+5.00 to +2.50
SRW	6.4250 - 6.5250	+7.25	-245.00 U to -235.00 U	UNCH
<u>Mt. Vernon, Indiana, Ohio River - GX GR114</u>				
Corn	7.1475 - 7.1975	+3.75 to -5.25	-43.00 U to -38.00 U	+7.00 to -2.00
Soybeans	16.3600 - 16.4800	+11.50 to +18.50	-13.00 Q to -1.00 Q	+2.00 to +9.00
SRW	6.5950 - 6.7750	+7.25	-228.00 U to -210.00 U	UNCH
<u>No. Peoria, Illinois River - GX GR112</u>				
Corn	6.8825 - 6.9075	+0.25 to -1.25	-69.50 U to -67.00 U	+3.50 to +2.00
Soybeans	16.1400 - 16.2700	+13.50 to +25.50	-35.00 Q to -22.00 Q	+4.00 to +16.00



PROCESSOR	PRICE	CHANGE	BASIS	CHANGE
<u>Central IL</u>				
Corn	7.0375 - 7.2575	-4.25 to -3.25	-54.00 U to -32.00 U	-1.00 to UNCH
Soybeans	16.4100 - 16.5100	+1.00	+10.00 X to +20.00 X	UNCH
Crude SB Oil	65.53 - 66.03	-0.46	-200.00 Q to -150.00 Q	UNCH
48 SB Meal	448.50 - 455.50	+6.70	-2.00 N to +5.00 N	UNCH
Crude Corn Oil	81.50 - 82.50	UNCH	N/A	N/A



FUTURES	PRICE	CHANGE	PRICE	CHANGE
CME Group	Corn	N Jul 08 7.4600	-2.75 U Sep 08 7.5775	-3.25
	Soybeans	N Jul 08 16.5800	+12.25 Q Aug 08 16.4900	+9.50
	Wheat (SRW)	N Jul 08 8.7275	+7.50 U Sep 08 8.8750	+7.25
	Oats	N Jul 08 4.5500	+1.00 U Sep 08 4.6775	+5.75
MGEX	HRS Wheat (DNS)	N Jul 08 10.8000	-20.00 U Sep 08 9.3800	+2.50
KCBOT	HRW Wheat	N Jul 08 9.0500	+20.50 U Sep 08 9.1225	+7.50

USDA Livestock & Grain Market News
 210 Walnut Street, Room 767
 Des Moines, Iowa 50309
 Phone: 515-284-4460
 Email: desm.lgmn@usda.gov
www.ams.usda.gov/LMarketNews