

Daily Direct Steer and Heifer Slaughter Cattle Summary

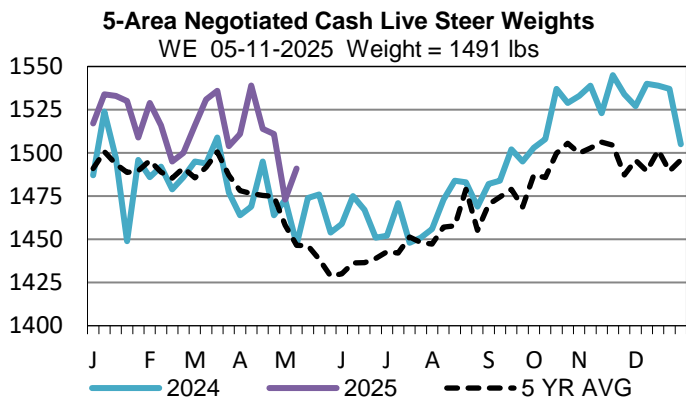
For Trade on:

Thursday, May 15, 2025

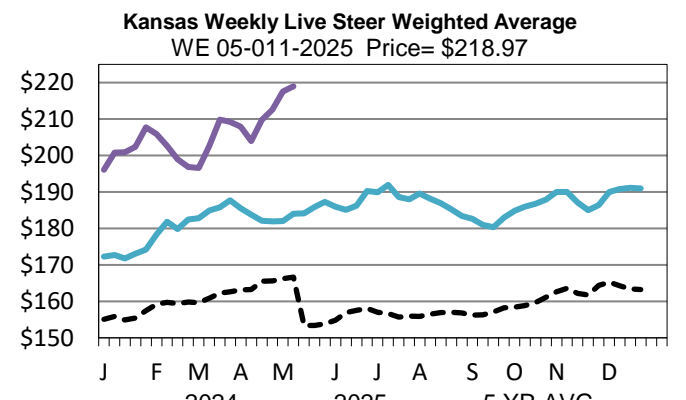
LM_CT100	5-Area	LM_CT109
Neg. Cash Volume:	52,318	Dressed Formula Vol: 42,872
Live Steer Avg:	\$226.24	Steer/Heifer Avg: \$351.74
Live Heifer Avg:	\$224.08	Dressed Neg. Grid Vol: 2,406
Dressed Steer Avg:	\$357.82	Steer/Heifer Avg: \$349.36
Dressed Heifer Avg:	\$357.67	TOTAL VOLUME: 97,596
LM_CT106	TOTAL WK TO DATE VOLUME:	217,653
Committed:	82,306	Delivered: 78,506

On Thursday, trade was moderate on very good demand in all feeding regions. Compared to last week in the Texas Panhandle, live purchases traded mostly 2.00 higher from 218.00-220.00, mostly 220.00. In Kansas, compared to last week, live purchases were steady to 2.00 higher at 220.00. In Nebraska, compared to last week, live purchases were 1.00-4.00 higher at 229.00 with dressed purchases 3.00 higher at 358.00. In the Western Cornbelt compared to last week, live purchases were mostly 1.00-3.00 higher from 225.00-231.00, mostly 228.00-229.00 with dressed purchases 3.00 higher at 358.00 on a light test.

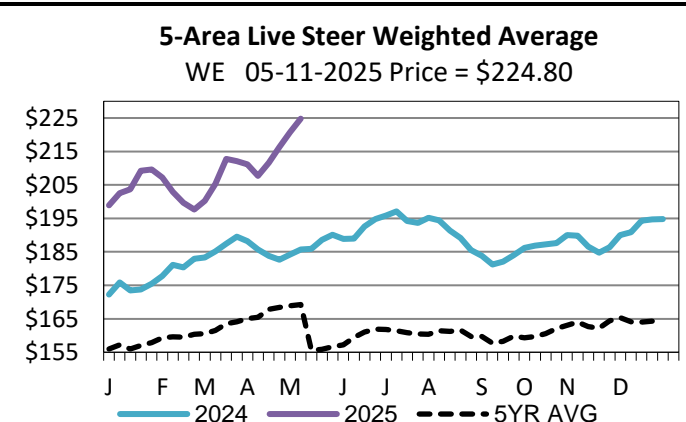
LM_CT118	TX-OK-NM	LM_CT109
Neg. Cash Volume:	6,850	Dressed Formula Vol: 14,024
Live Steer Avg:	\$219.77	Steer/Heifer Avg: \$347.30
Live Heifer Avg:	\$218.37	Dressed Neg. Grid Vol: 0
Dressed Steer Avg:	N/A	Steer/Heifer Avg: N/A
Dressed Heifer Avg:	N/A	TOTAL VOLUME: 20,874
LM_CT106	TOTAL WK TO DATE VOLUME:	17,629
Committed:	12,417	Delivered: 15,478



LM_CT121	KANSAS	LM_CT109
Neg. Cash Volume:	4,895	Dressed Formula Vol: 13,646
Live Steer Avg:	\$220.19	Steer/Heifer Avg: \$347.47
Live Heifer Avg:	\$220.00	Dressed Neg. Grid Vol: 510
Dressed Steer Avg:	\$356.41	Steer/Heifer Avg: \$339.16
Dressed Heifer Avg:	\$358.24	TOTAL VOLUME: 19,051
LM_CT106	TOTAL WK TO DATE VOLUME:	58,155
Committed:	19,579	Delivered: 24,083



LM_CT124	NEBRASKA	LM_CT109
Neg. Cash Volume:	17,261	Dressed Formula Vol: 9,012
Live Steer Avg:	\$228.87	Steer/Heifer Avg: \$360.26
Live Heifer Avg:	\$228.63	Dressed Neg. Grid Vol: 854
Dressed Steer Avg:	\$357.85	Steer/Heifer Avg: \$349.46
Dressed Heifer Avg:	\$357.45	TOTAL VOLUME: 27,127
LM_CT106	TOTAL WK TO DATE VOLUME:	51,305
Committed:	18,675	Delivered: 22,758



LM_CT134	COLORADO	LM_CT109
Neg. Cash Volume:	0	Dressed Formula Vol: 5,206
Live Steer Avg:	N/A	Steer/Heifer Avg: \$358.38
Live Heifer Avg:	N/A	Dressed Neg. Grid Vol: 37
Dressed Steer Avg:	N/A	Steer/Heifer Avg: \$363.37
Dressed Heifer Avg:	N/A	TOTAL VOLUME: 5,243
LM_CT106	TOTAL WK TO DATE VOLUME:	17,792
Committed:	3,662	Delivered: 8,244

LM_CT137	IA-MN	LM_CT109
Neg. Cash Volume:	23,312	Dressed Formula Vol: 1,317
Live Steer Avg:	\$230.15	Steer/Heifer Avg: \$360.68
Live Heifer Avg:	\$227.58	Dressed Neg. Grid Vol: 1,072
Dressed Steer Avg:	\$358.17	Steer/Heifer Avg: \$354.01
Dressed Heifer Avg:	\$357.56	TOTAL VOLUME: 25,701
LM_CT106	TOTAL WK TO DATE VOLUME:	35,519
Committed:	27,973	Delivered: 7,943

USDA Livestock, Poultry and Grain Market News
Kansas City, MO
Phone: 816-676-7000
stjoe.lpgmn@ams.usda.gov