

[LM XB403](#)

DAILY ESTIMATED CUTOUT VALUES

	Choice <u>600-900#</u>	Select <u>600-900#</u>	Choice/Select Spread
Cutout Values	217.16	213.00	
Change from Prior Day	0.28	(0.86)	

	Choice	Select	Load Count:	
Primal Rib	356.09	336.18		Total 107
Primal Chuck	174.43	173.18		Choice 68
Primal Round	177.83	178.47		Select 19
Primal Loin	285.71	277.86		Trimming 8
Primal Brisket	187.25	187.53		Grinds 12
Primal Short Plate	160.75	160.75		
Primal Flank	113.04	112.71		

Fresh 50% Trimmings 8 Loads @ 64.03

[NW LS441](#)

USDA BY-PRODUCT DROP VALUE (STEER) - DAILY

9.02 Change: 0.01

[LM CT100](#)

5 AREA WEEKLY ACCUMULATED WEIGHTED AVG CATTLE PRICE

<i>As of 10:00 am</i>	Head Count	Avg Weight	Avg Price
Live Steer	0		
Live Heifer	0		
Dressed Steer	0		
Dressed Heifer	0		

[SJ LS710](#)

ESTIMATED DAILY CATTLE SLAUGHTER

Today (est)	118,000
Week Ago (est)	118,000
Year Ago (act)	119,000
Week to Date	234,000
Same Period Last Week	236,000
Same Period Last Year	230,000
Previous Day Estimated	Steer and Heifer 91,000 Cow and Bull 25,000

[SJ LS712](#)

BEEF PRODUCTION	2/9/2019 (Estimate)	Last Week (Estimate)	Last Year (Actual)
Slaughter	614,000	593,000	589,000
Live Weights	1376	1375	1372
Dressed Weights	830	830	827
Beef Production (millions of pounds)	510.3	492.2	485.7

[NW LS410](#)

USDA BEEF CARCASS PRICE EQUIVALENT INDEX VALUE

	Choice <u>600-900#</u>	Select <u>600-900#</u>	Dressing percent:	
			Steer	Heifer
	197.16	191.09	63.59	63.55
Change	0.13	(0.44)		

[LM XB405](#)

USDA NATIONAL CUTTER COW CARCASS CUTOUT

164.69 0.92 90% lean: 212.39

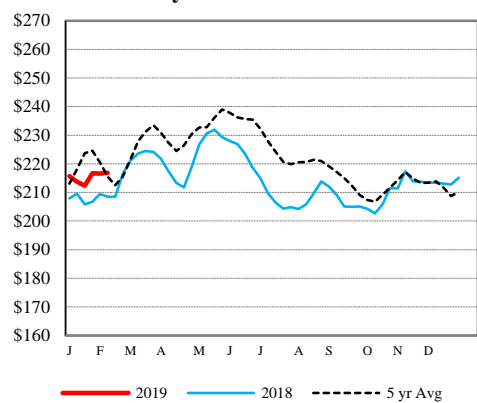
[CME LIVE CATTLE](#)

	High	Low	Close	Change
FEB	127.85	126.78	126.83	(-1.00)
APR	128.50	127.63	127.88	(-0.42)
JUN	118.48	117.80	118.15	(-0.22)

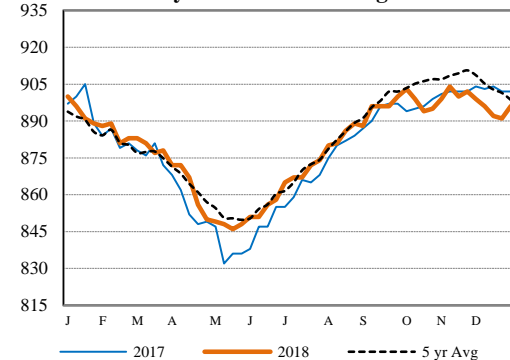
[CME FEEDER CATTLE](#)

	High	Low	Close	Change
MAR	144.90	144.10	144.40	(-0.27)
APR	146.88	146.28	146.65	(-0.02)
MAY	147.93	147.50	147.68	UNCH

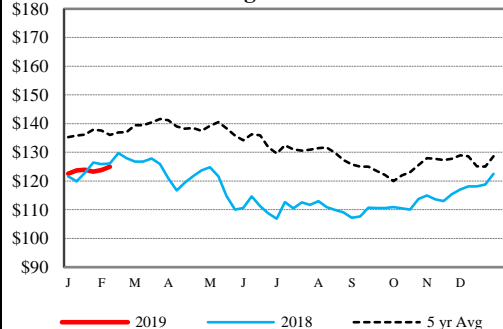
Weekly Choice Cutout



Weekly Steer Dressed Weights



5 Area Weekly Wtd Avg Steer Price



Weekly Ch/Se Spread

