

DAILY DIRECT HOGS PLANT DELIVERED as of 1:30 PM

Negotiated Barrow and Gilt:	Carcass Base Price		Live Price	
NATIONAL - AMS 2675/LM_HG203:				
Range:	\$83.50	\$90.00	\$66.50	\$70.39
Weighted Average:	\$89.33		\$70.07	
Change from Prior Day:	\$0.60		\$2.09	
Head Count:	2,678		738	

[IOWA/MINNESOTA - AMS 2675/LM_HG206:](#)

Weighted Average:	\$89.56	*
Change from Prior Day:	\$0.15	*

[WESTERN CORNBELT - AMS 2675/LM_HG212:](#)

Weighted Average:	\$89.53	*
Change from Prior Day:	\$0.71	*

[EASTERN CORNBELT - AMS 2675/LM_HG210:](#)

Weighted Average:	\$89.00	*
Change from Prior Day:	\$0.57	*

*Price not reported due to confidentiality.

[NATIONAL DAILY PORK REPORT FOB PLANT - AMS 2498/LM_PK602:](#)

Carcass Cutout Values		Change:	
Primal Loin	100.27		(-1.43)
Primal Butt	101.60		(-0.63)
Primal Picnic	131.13		(-0.57)
Primal Rib	76.18		(-0.81)
Primal Ham	175.70		(-1.45)
Primal Belly	82.91		(-3.55)
Primal Ham	123.56		(-0.36)
Total Loads	242.40		
Pork Cuts	209.37	Lds	
Trim/Process Pork	33.03	Lds	

[DAILY HOG SLAUGHTER UNDER FIS - AMS 3208/SJ_LS710](#)

Today (est)	479,000
Week Ago (est)	472,000
Year Ago (act)	470,997
Week to Date (est)	1,900,000
Same Period Last Week (est)	1,908,000
Same Period Last Year (act)	1,873,019

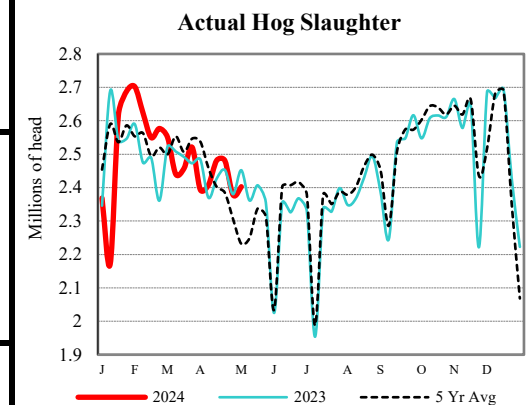
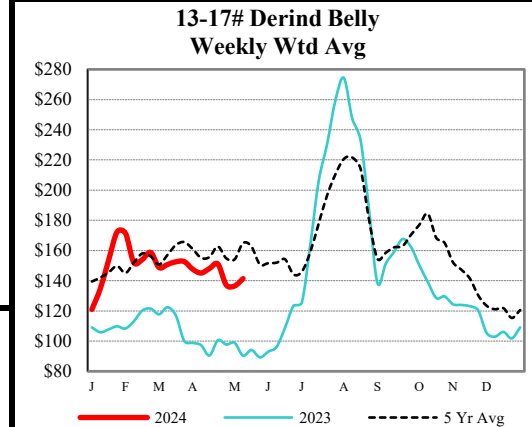
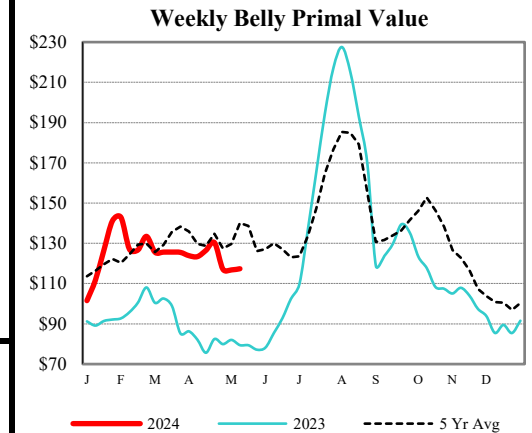
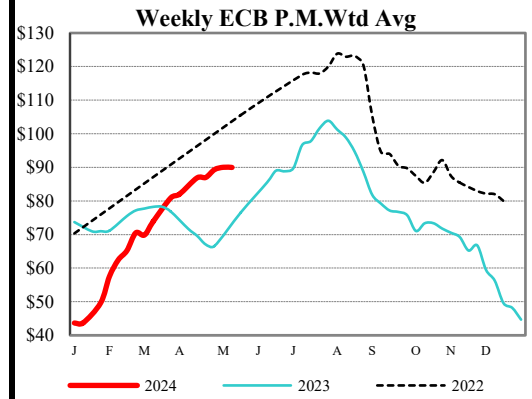
CME Lean Hog Close	High	Low	Change	Settle
APR	N/A			
MAY	N/A			
JUN	N/A			
JLY	N/A			

[CME Lean Hog Delayed Futures](#)

[ACTUAL HOG SLAUGHTER UNDER FEDERAL INSPECTION - AMS 3658](#)

For Week ending Saturday, 5/4/2024

	Head	Percent of Total	Live Weight	Dressed Weight
Total Hogs	2,402,816		289	215
Barrows/Gilts	2,337,724	97.3%		213
Sows	60,089	2.5%		300
Boars	5,003	0.2%		226



USDA Livestock, Poultry & Grain Market News

Des Moines, Iowa | PH 515-284-4460

Email: Desm.LPGMN@usda.gov

<https://mymarketnews.ams.usda.gov/viewReport/2872>

[USDA AMS Livestock, Poultry & Grain Market News](#)