



Specialty Crops Market News Division U.S. Mexico Canada Agreement Seasonal Perishable Products Weekly Update

Agricultural Marketing Service

Issued Weekly

Friday, May 17, 2024

Update for Week May 12-18, 2024

This report provides trend analysis of the volume and prices of Seasonal Perishable commodities. Volume represents current week, and prices represent open (spot) market sales by first handlers on product of generally good quality and condition unless otherwise stated and may include promotional allowances or other incentives. The charts provide graphic representation of the volume and prices of the major commodities this week based on seasonal volume.

Seasonal changes lead to a shift in the commodities of interest for this report. Blueberries replaced strawberries, as the number of growing areas for shipping strawberries declined while demand for blueberries increased. This list will be revisited regularly to maintain an accurate representation of the current trade situation affecting shippers of perishable commodities in North America.

Agricultural Weather Highlights, provided by Eric Luebehusen, Agricultural Meteorologist, USDA/OCE/WAOB, an eastern seaboard storm system will exit, allowing for a brief respite from damp, chilly conditions over the eastern third of the nation. However, another area of low pressure emerging onto the southern High Plains will drift east into the Ohio Valley by the weekend, renewing the threat of rain to close out the week from the southern Plains to the central and southern Atlantic Coast states. Western warmth and dryness will continue, with temperatures topping 100°F at lower elevations of the Desert Southwest; however, rain and mountain snow showers will precede and accompany sharply cooler weather over the nation's northwestern quadrant. The NWS 6- to 10-day outlook for May 21 – 25 calls for the likelihood of near- or above-normal rainfall across much of the country save for drier-than-normal conditions from New Mexico southeastward to Florida. Warmer-than-normal temperatures are expected from Texas to the East Coast, while colder-than-normal conditions prevail over the northern half of the Plains and from the Rockies to the Pacific Coast.

Avocados from Mexico continued to experience light demand and slow movement. Shippers are hoping to see more activity in the upcoming week with advertisements breaking for the Memorial Day holiday. Movement from Mexico crossings through Texas is expected to decrease slightly. Trading is slow. Prices of conventional 84s and Organic 48-60s are generally unchanged, others are lower. Cartons 2 layers Hass 32-36s are mostly 47.25-49.25, 40-48s are mostly 46.25-48.25, 60s are mostly 37.25-38.25, 70s are mostly 29.28-31.25, 84s are mostly 22.25-24.25; organic 48s are mostly 52.25-54.25, 60s are mostly 50.25-52.25, 70s are mostly 40.25-43.25. Extra services are included. Movement from South District, California is expected to remain about the same. Trading of organic 48s are slow at higher prices, others are slow. Prices of organic 48s are higher, conventional 70-84s are lower, others are generally unchanged. Cartons 2 layers Hass 32-48s are mostly 48.25-50.25, 60s are mostly 42.25-44.25, 70s are mostly 32.25-34.25, 84s are mostly 24.25-26.25; organic 48s are mostly 56.25-58.25, 60s are mostly 53.25-55.25. Extra services are included.

Cucumber supplies from Mexico crossings through Nogales, Arizona are plentiful. However, movement is expected to decrease as the season is nearing its end. Trading is moderate. Prices are lower. 1 1/9-bushel cartons medium are mostly 10.95-11.95, fair quality are mostly 8.95-9.95, ordinary quality are 4.95-5.95; small are mostly 6.95-7.95; large are mostly 7.95-9.95; cartons 24s are 5.95-6.95, 36s are 6.95-7.95. Quality is variable. Movement from Mexico crossings through Texas is expected about the same. Trading is moderate. Prices of medium are lower, large are generally unchanged. 1 1/9-bushel cartons medium are mostly 12.95-14.95, fair quality are mostly 8.95-10.95, ordinary quality are mostly 5.95-6.95, large are mostly 11.95-12.95. Quality and condition are variable. Many present shipments are from prior bookings and/or previous commitments. Movement from Mexico crossings through Otay Mesa, California is expected to increase seasonally. Current supplies are insufficient and in too few hands to establish a market. Quality is generally good. The first F.O.B. report is expected to be issued the week of May 19. Movement from Central and South Florida is expected to slightly decrease. Trading of carton 24s is active, others are active at slightly lower prices. Prices of carton 24s are

For more information on:

- [Shipping Point Report Details](#)
- [Movement Report Details](#)
- [Generating Custom Reports](#)

For assistance please contact: jeff.main@usda.gov

[Custom Average Tool \(CAT\) Graphing tool and aggregated data source.](#)

generally unchanged, others are slightly lower. Price includes palletizing and precooling. 1 1/9-bushel cartons waxed medium are mostly 10.35-12.35, fair quality are mostly 6.35-8.35. Carton 24s are mostly 6.00. Quality is generally good.

Green Bell Peppers from Mexico crossings through Nogales, Arizona movement are expected to decrease seasonally as temperatures are getting hotter in the growing areas causing a wide range in quality and condition as. Trading is moderate. Prices are lower. 1 1/9-bushel cartons extra-large are 12.95-14.95, large are mostly 10.95, medium are 6.95-8.95, irregular size fair quality are 6.95-8.95. Quality and condition are variable. Movement from Central and South Florida is expected to decrease. Trading extra-large and fair quality are active, others are moderate. Prices if extra-large and fair quality are higher, others are generally unchanged. Price includes palletizing and precooling. 1 1/9-bushel cartons jumbo are mostly 12.35, extra-large are mostly 12.35-14.35, large are mostly 10.35, irregular sized fair quality are mostly 8.35- 10.35. Quality is generally good. Movement from Imperial and Coachella Valleys, California is expected to increase seasonally. Trading early was fairly active, late is moderate. Prices are generally unchanged. 1 1/9-bushel cartons extra-large are 18.95-19.95, large are 16.95-18.95, irregular sized fair quality are mostly 12.95-14.95. Quality is generally good.

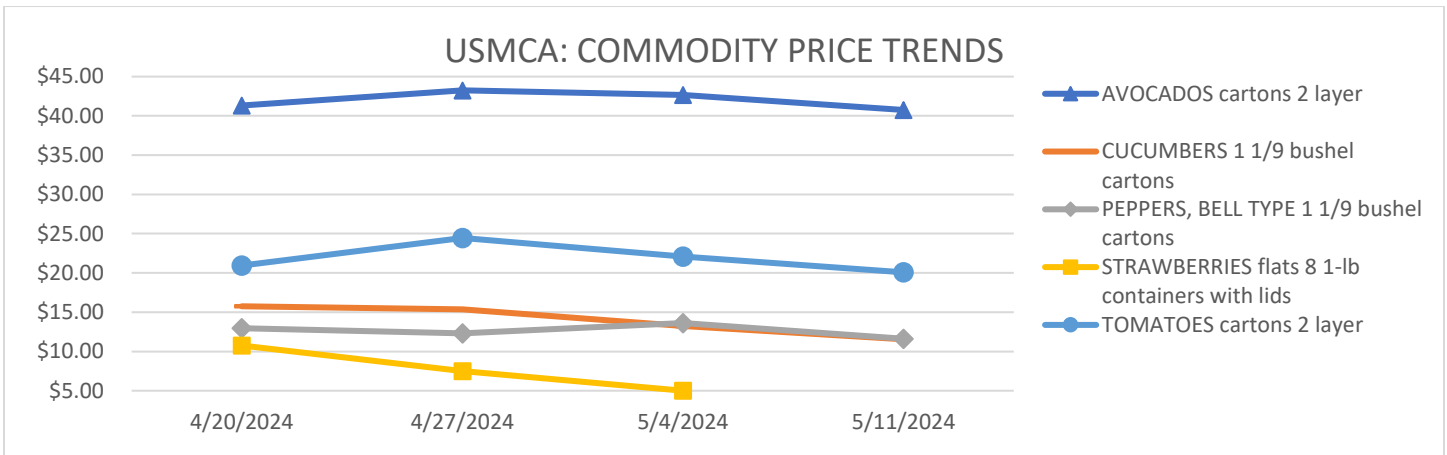
Tomato movement from Central and South Florida is expected to decrease. Trading of 5x6 size is fairly light, others are moderate. Prices are lower. Extra services are included. 25-pound cartons loose Mature Greens 85 percent U.S. One or better 5x6 are 18.95-19.00, 6x6-6x7 sizes are 22.95-23.00. Quality is generally good. Movement from Mexico crossings through Texas is expected to decrease. Trading is fairly active. Prices are generally unchanged. Vine Ripes cartons 2-layer 4x4-4x5s are mostly 24.95-26.95, 5x5-5x6s are mostly 22.95-24.95; 25-pound cartons loose 4x4-4x5 sizes are mostly 24.95-26.95, 5x5-5x6 sizes are mostly 20.95-22.95. Quality is generally good. Mexico crossings through Nogales, Arizona tomatoes are moving well for this time of the year. Competing growing regions lowered prices, making buying Nogales product more competitive. Movement is expected about the same. Trading early was fairly active, late is moderate. Prices of 4x4-4x5s are generally unchanged, 5x5 size and 5x5s are lower, 5x6s are slightly higher, others are slightly lower. Cartons 25-pound cartons loose Vine Ripes 4x4-4x5 and 5x6 sizes are mostly 16.95-18.95, 5x5 size are mostly 14.95; 2-layer Vine Ripes 4x4-4x5s are mostly 16.95, 5x5s are mostly 14.95, 5x6s are mostly 18.95. Quality is generally good. Movement from Mexico crossing through Otay Mesa, California is expected to increase seasonally. Current supplies are insufficient and in too few hands to establish a market. Quality is generally good. The first F.O.B. report is expected to be issued the week of May 26.

Blueberry movement from South Georgia is expected to remain about the same. Trading is moderate. Prices are slightly lower. Flats 12/1-pt cups with lids large are mostly 12.00, Flats 12/6-oz cups with lids large are mostly 10.00; organic Flats 12/1-pt cups with lids large are 26.00-28.00, Flats 12/6-oz cups with lids large are mostly 20.00-22.00. Mexico blueberry quality and condition is a big concern. Movement from Mexico crossings through Arizona, California and Texas is expected to decrease. Trading early fairly slow, late slow. Prices Slightly Lower. Flats 12 1-pint cups with lids mostly 14.00-16.00. Flats 12 6-ounce cups with lids mostly 10.00. Quality variable. Most present shipments from prior bookings and/or previous commitments. Some sales booked open with prices to be established later. California blueberry volume from Central and Southern California Coast is increasing seasonally with organic reported as 80% of the volume. Most California blueberries are previously committed, with less than 20% available on the open market. Movement is expected to increase seasonally. Available supplies are light. Trading is slow. Prices of conventional 6-ounce cups are lower; organic 6-ounce are lower, pints are generally unchanged. Flats 12 6-ounce cups with lids are mostly 12.00-14.00. Organic flats 12 1-pint cups with lids are 30.00-32.00, 6-ounce cups with lids are mostly 16.00-18.00. Quality is generally good. Most present shipments are from prior bookings and/or previous commitments. Movement from Florida is expected to remain about the same. Trading is moderate. Prices are slightly Lower. Flats 12/1-pt cups with lids large are mostly 12.00, Flats 12/6-oz cups with lids large are mostly 10.00; organic Flats 12/1-pt cups with lids large are 26.00-28.00, Flats 12/6-oz cups with lids large are mostly 20.00-22.00. Movement from Eastern North Carolina is expected to increase. Rainy weather delayed harvest. However, most shippers picked and packed this past weekend to fill contractual orders. There are very limited open market sales. The first F.O.B. report is expected to be issued by May 17. Movement of Peru imports through Miami, Philadelphia and New York Ports of Entry via boat is expected to decrease seasonally. Remaining supplies are in too few hands to establish a market.

The following table provides a four-week price trend of the highest traded commodities this week.

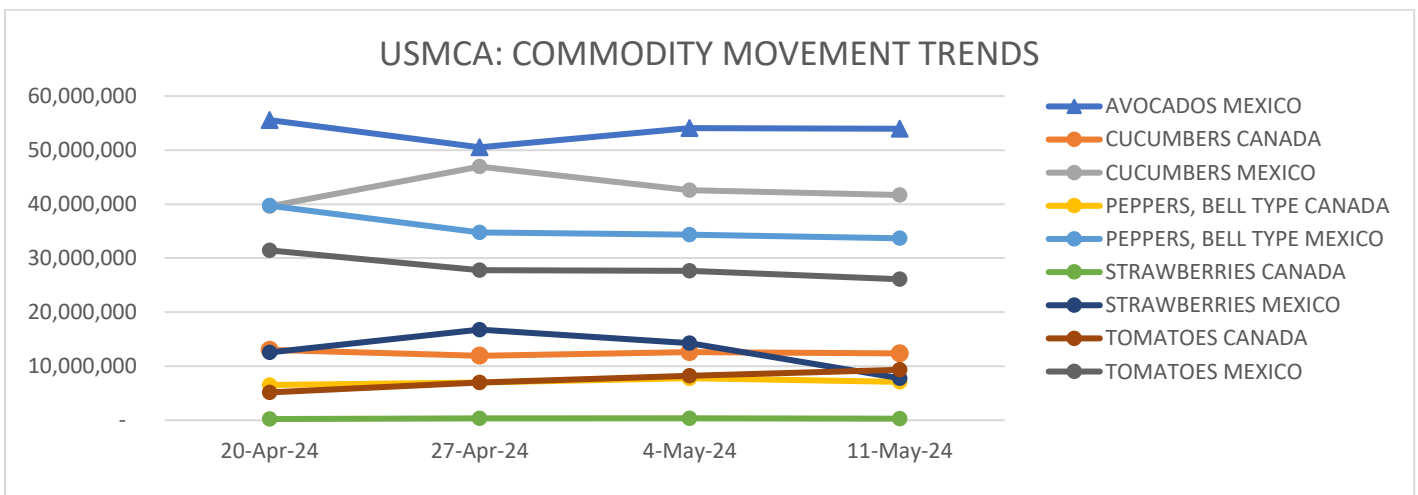
Four-Week Price Trend in U.S. Dollars

Commodity	Package	4/20/2024	4/27/2024	5/4/2024	5/11/2024
AVOCADOS	cartons 2 layer	\$ 41.32	\$ 43.25	\$ 42.68	\$ 40.75
CUCUMBERS	1 1/9-bushel cartons	\$ 15.75	\$ 15.35	\$ 13.25	\$ 11.55
PEPPERS, BELL TYPE	1 1/9-bushel cartons	\$ 12.95	\$ 12.28	\$ 13.62	\$ 11.62
STRAWBERRIES	flats 8 1-lb containers with lids	\$ 10.75	\$ 7.50	\$ 5.00	
TOMATOES	cartons 2 layer	\$ 20.95	\$ 24.45	\$ 22.08	\$ 20.08

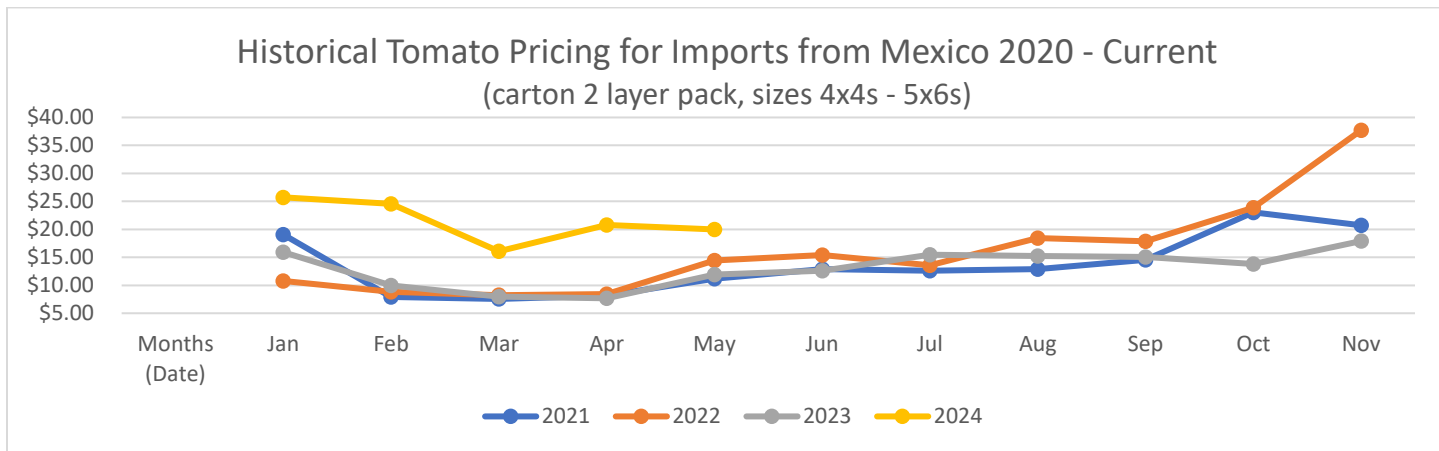


Four-Week Movement in Pounds

COMMODITY	ORIGIN	20-Apr-24	27-Apr-24	4-May-24	11-May-24
AVOCADOS	MEXICO	55,559,484	50,520,393	54,053,296	53,977,328
CUCUMBERS	CANADA	13,032,686	11,929,808	12,616,012	12,346,135
	MEXICO	39,608,717	46,939,402	42,597,909	41,697,540
PEPPERS, BELL TYPE	CANADA	6,528,951	6,977,416	7,782,829	7,126,589
	MEXICO	39,710,367	34,753,283	34,329,282	33,679,515
STRAWBERRIES	CANADA	220,420	351,944	362,003	287,696
	MEXICO	12,559,132	16,779,012	14,251,349	7,778,125
TOMATOES	CANADA	5,153,716	6,990,578	8,229,944	9,338,053
	MEXICO	31,441,725	27,802,770	27,674,778	26,102,592



The following chart, *Historical Tomato Pricing for Imports from Mexico*, is a four-year view of Mexican tomato prices at shipping point. Tomatoes are shown as they are the most consistently traded year-round. They have the highest volume of product moving between the U.S., Mexico, and Canada, along with a high level of market coverage of tomatoes by USDA Market News.



To be regarded as "seasonal and perishable," agricultural products must meet the following conditions: (1) the products are fresh or chilled products falling under the following HS2002 tariff codes: 0701, 0702, 0703, 0704, 0705, 0706, 0707, 0708, 0709, 0803, 0804, 0805, 0806, 0807, 0808, 0809, 0810; (2) the products are marketed in raw form for consumption without "further processing" ("further processing" refers to e.g. crushing, juicing, canning, or any other process that transforms the product from its raw form); and (3) the products normally are marketed within eight weeks after harvesting.

For information on the remaining Seasonal and Perishable commodities listed below please visit:

- Movement <https://www.marketnews.usda.gov/mnp/fv-home>
- Prices [Home | MMN \(usda.gov\)](https://www.marketnews.usda.gov/mnp/fv-home)

- Potatoes
- Tomatoes
- Onions, shallots, garlic, leeks, and other alliaceous vegetables
- Cabbages, cauliflower, kohlrabi, kale, and similar edible brassicas
- Lettuce (*Lactuca sativa*) and chicory (*Cichorium* spp.)
- Carrots, turnips, salad beets (salad beetroot), salsify, celeriac, radishes, and similar edible roots
- Cucumbers, including gherkins
- Leguminous vegetables, shelled or unshelled
- Other vegetables, fresh or chilled: asparagus, eggplants, celery, mushrooms and truffles, peppers (*Capsicum* or of the genus *Pimenta*), spinach, artichokes, olives, pumpkins, squash, and gourds
- Bananas and plantains
- Dates, figs, pineapples, avocados, guavas, mangoes, and mangosteens
- Citrus fruit
- Grapes
- Melons (including watermelons) and papayas (papaws)
- Apples, pears, and quinces
- Apricots, cherries, peaches (including nectarines), plums (including prune plums) and sloes
- Other fruit: strawberries, raspberries, blackberries, mulberries, loganberries, black, white, or red currants and gooseberries (other than kiwifruit), cranberries, blueberries, and other fruits of the genus *Vaccinium*, kiwifruit, durians, persimmons,
- Other berries; tamarinds