



# National Weekly Fed Cattle Comprehensive

Agricultural Marketing Service  
Livestock, Poultry, and Grain Market News

May 14, 2024

## Weighted Average Prices

(Weekly Information from 2pm Previous Monday to 10am Current Monday; Includes Negotiated, Formula Nets, Contract Nets, & Grid Nets)"

### All Steers & Heifers (Beef Type Cattle)

Purchasing Basis	% Choice	Head	Avg Price	Week Ago Change	Year Ago Change
Dressed	> 65% Choice	265,425	\$295.85	\$1.05 ↑	\$15.94 ↑
	< 65% Choice	27,073	\$289.79	\$2.24 ↑	\$19.44 ↑
	Total all Grades	292,498	\$295.29	\$1.18 ↑	\$16.55 ↑
Live	> 65% Choice	105,944	\$186.45	\$0.21 ↑	\$10.15 ↑
	< 65% Choice	5,214	\$183.66	(\$0.02) ↓	\$12.53 ↑
	Total all Grades	111,158	\$186.32	\$0.21 ↑	\$10.36 ↑

### Dairy Bred

Purchasing Basis	% Choice	Head	Avg Price	Week Ago Change	Year Ago Change
Dressed	> 65% Choice	20,513	\$284.03	\$0.79 ↑	\$21.49 ↑
	< 65% Choice	1,492	\$276.18	\$1.91 ↑	\$37.50 ↑
	Total all Grades	22,005	\$283.49	\$1.19 ↑	\$24.22 ↑
Live	> 65% Choice	1,202	\$177.94	\$4.82 ↑	\$8.52 ↑
	< 65% Choice			(\$173.00) ↓	(\$154.32) ↓
	Total all Grades	1,202	\$177.94	\$4.84 ↑	\$9.41 ↑

## Spread Comparison Values

### Beef Type minus Dairy Type

(Weekly Information from 2pm Previous Monday to 10am Current Monday; Includes Negotiated, Formula Nets, Contract Nets, & Grid Nets)

Purchasing Basis	Current	Week Ago Change	Year Ago Change
Dressed	\$11.80 ↑	\$11.81 ↑	\$19.47 ↑
Live	\$8.38 ↑	\$13.01 ↑	\$7.43 ↑

### Formula Net minus Negotiated

(Beef Type Cattle; All live transactions converted to a dressed price)

#### 52 Week Rolling Average

\$1.38 ↑



# National Weekly Fed Cattle Comprehensive

Agricultural Marketing Service  
Livestock, Poultry, and Grain Market News

May 14, 2024

## Formula Base minus Negotiated

(Beef Type Cattle; All live transactions converted to a dressed price)

52 Week Rolling Average

(\$3.16)



## Formula Net minus Formula Base

(Beef Type Cattle; All live transactions converted to a dressed price)

52 Week Rolling Average

\$4.54



## Grading % and Carcass Weights

(Beef Type Cattle; Includes Formula Net, Contract Net, and Grid Net; Grading % includes Choice & higher; Carcass Weight includes all grades; All live transactions converted to a dressed basis)

Grading %

84.5

Week Ago

84.2



Dressed Weight

888.9

Week Ago

887.1



## Daily Formula Base Volume

Tue May 07

35,985

Wed May 08

27,544

Thu May 09

44,623

Fri May 10

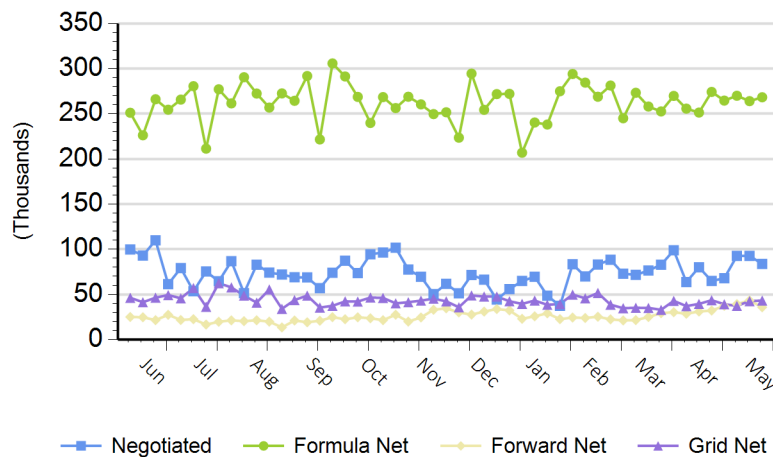
30,469

Mon May 13

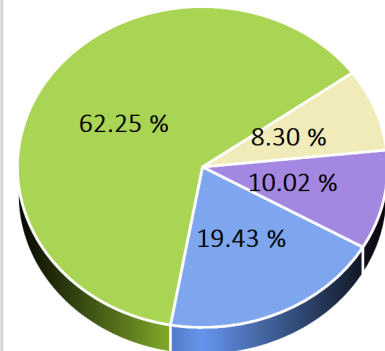
132,605

## Purchasing Basis Volume

### Weekly Purchasing Basis



### Previous Week

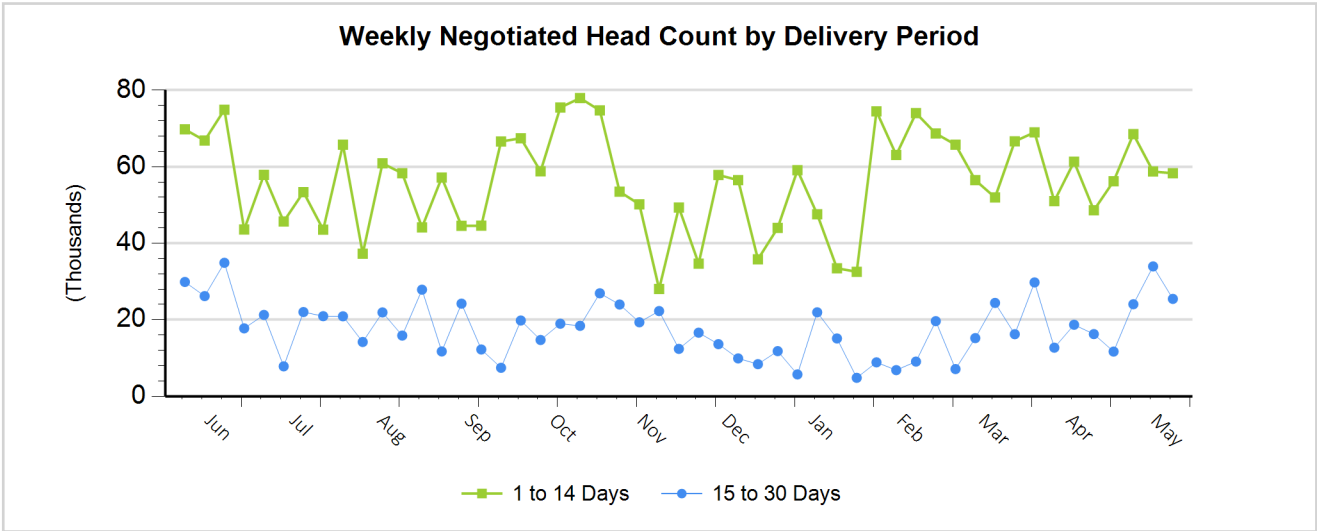




Weekly Negotiated Avg. Price by Delivery Period

(Beef Type Cattle: All live transactions converted to dressed price)

Avg Price (1 to 14 Days)	Avg Price (15 to 30 Days)
N/A	N/A



For more Information about this report, please visit this link: [National Weekly Fed Cattle Comprehensive Overview](#)